



FLORIDA DEPARTMENT OF
EDUCATION
fldoe.org

Florida's Private Schools

2023-24 School Year Annual Report

Florida Department of Education
Office of Independent Education and Parental Choice
325 W. Gaines Street
Tallahassee, FL 32399-0400

Phone: 850-245-0502
Toll-free Hotline: 1-800-447-1636
www.floridaschoolchoice.org

Florida's Private Schools

A private school is defined in Section 1002.01(2), Florida Statutes, as “an individual, association, copartnership, or corporation or department, division, or section of such organizations, that designates itself as an educational center that includes kindergarten or a higher grade” and is below the college level. Private elementary and secondary schools in Florida are not licensed, approved, accredited, or regulated by the Florida Department of Education (department). Private schools are required by statute to complete an online annual survey to provide information for inclusion in a statewide Directory of Private Schools.

The Directory of Private Schools is maintained by the department as a service to the public, governmental agencies, and other parties that are interested in obtaining information about Florida private schools. The department’s intent in maintaining the directory is not to regulate, control, approve, or accredit private schools. As such, the accuracy of data submitted pursuant to the annual online survey is not verified by the department and does not imply approval or accreditation. The directory may be accessed online at:

<https://www.floridaschoolchoice.org/information/privateschooldirectory/>.

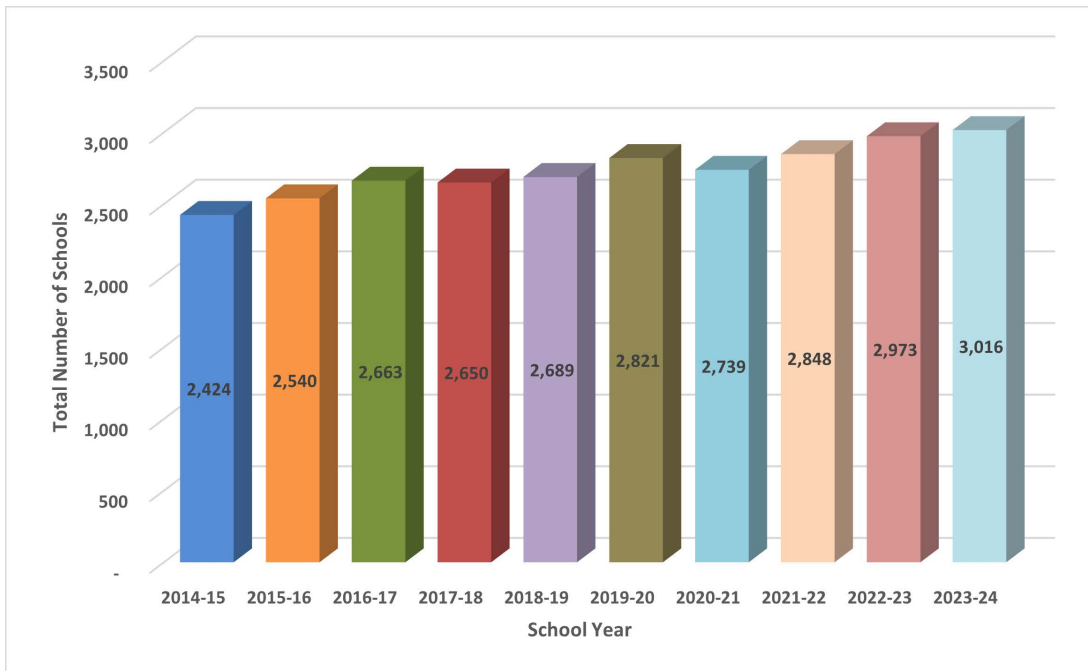
Highlights of the 2023-24 Annual Report

The 2023-24 annual report contains information on students for Florida private schools that completed the online annual survey between August 30, 2023 and June 2, 2024.

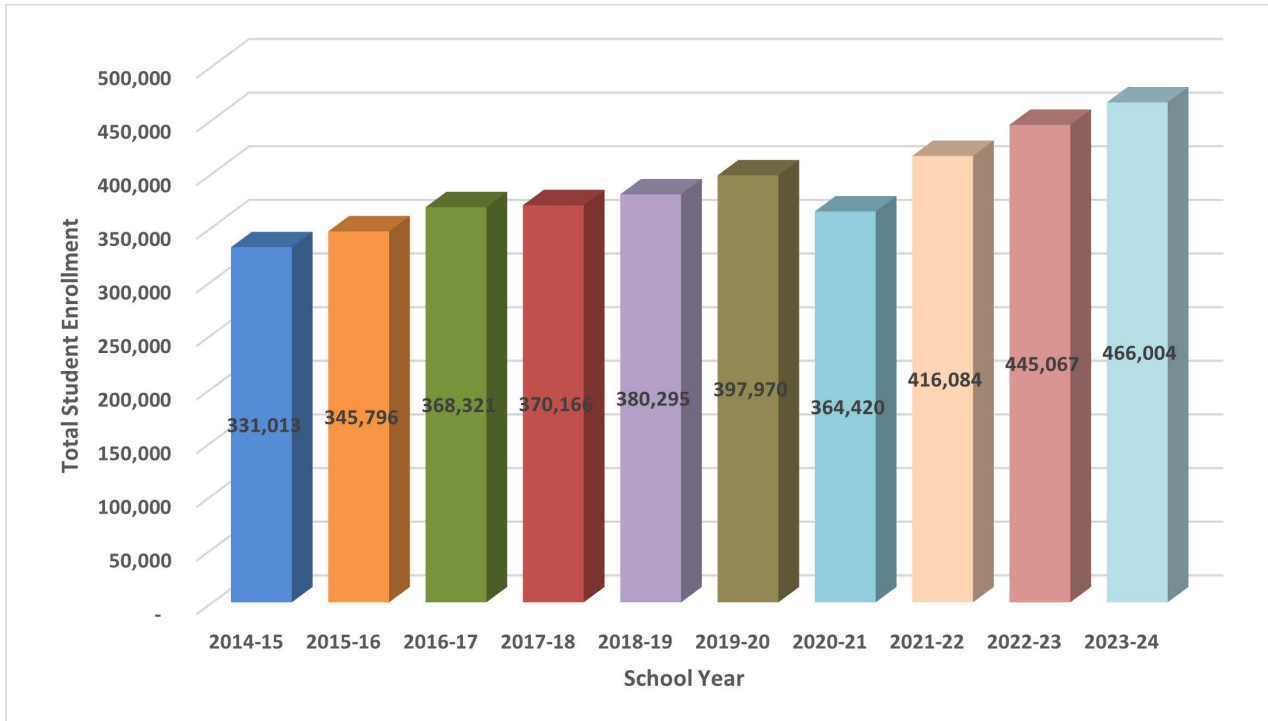
- Of the 466,004 students enrolled in Florida's private schools in 2023-24, 10.5% were enrolled in prekindergarten, 8.1% in kindergarten, 35.4% in grades 1-5, 21.2% in grades 6-8, and 24.6% in grades 9-12.
- Compared with the 2022-23 school year, the total number of private schools that submitted an online annual survey for 2023-24 rose by 43 schools and the reported total PK-12 student enrollment increased by 20,937 students.
- Approximately eighty percent (80.3%) of personnel employed in private schools were classroom teachers and 19.7% were school administrators.
- Of the 3,016 private schools that submitted enrollment data, nearly 20% (591 schools) are located in Miami-Dade County, followed by Broward County (9.5%) and Orange County (8.2%). These three counties alone account for over one-third (37.3%) of all private schools in the state.

** Percentages may not add up to 100 due to rounding.*

Number of Private Schools 2014-15 to 2023-24

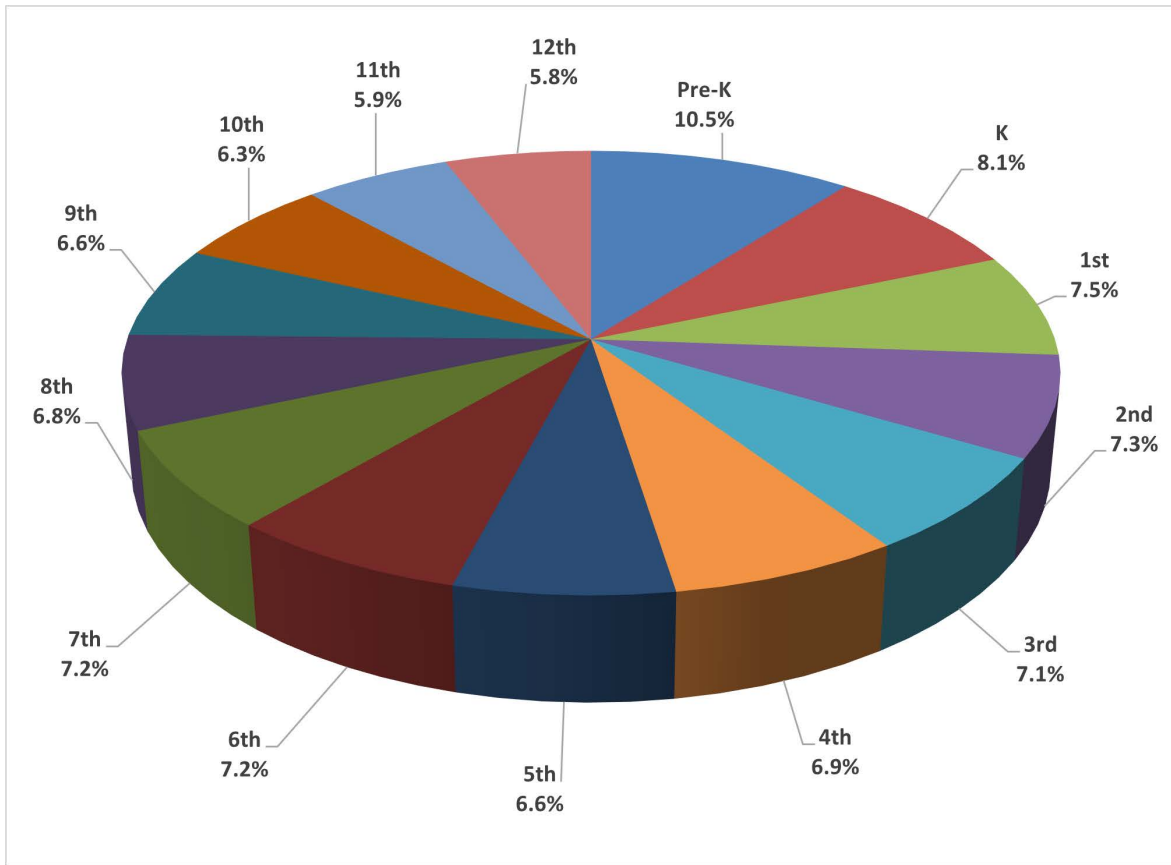


Private School Student Enrollment 2014-15 to 2023-24



School Year	Enrollment	Schools
2023-24	466,004	3,016
2022-23	445,067	2,973
2021-22	416,084	2,848
2020-21	364,420	2,739
2019-20	397,970	2,821
2018-19	380,295	2,689
2017-18	370,166	2,650
2016-17	368,321	2,663
2015-16	345,796	2,540
2014-15	331,013	2,424

Private School Student Enrollment by Grade, 2023-24



GRADE LEVEL	STUDENTS	PERCENTAGE OF TOTAL ENROLLMENT
Pre-K	49,062	10.5%
K	37,766	8.1%
1st	34,908	7.5%
2nd	34,220	7.3%
3rd	33,186	7.1%
4th	32,225	6.9%
5th	30,748	6.6%
6th	33,668	7.2%
7th	33,480	7.2%
8th	31,812	6.8%
9th	30,832	6.6%
10th	29,535	6.3%
11th	27,346	5.9%
12th	27,216	5.8%
Total:	466,004	100.0%

**PRIVATE SCHOOL STUDENT ENROLLMENT BY GRADE LEVEL
2023-24**

District	PK	K	1	2	3	4	5	6	7	8	9	10	11	12	Total
ALACHUA	501	502	464	458	463	428	406	431	447	381	270	266	225	207	5,449
BAKER	0	1	3	3	4	10	5	6	9	7	8	7	6	2	71
BAY	172	139	130	157	110	106	126	115	116	102	68	47	58	30	1,476
BRADFORD	137	62	48	55	40	48	48	60	57	55	53	39	33	38	773
BREVARD	1,256	850	802	793	847	800	782	738	803	740	615	556	536	520	10,638
BROWARD	6,213	3,798	3,477	3,318	3,174	3,181	2,993	3,466	3,519	3,541	3,888	4,040	3,731	3,562	51,901
CHARLOTTE	128	135	139	141	131	133	138	137	141	105	44	29	15	18	1,434
CITRUS	193	156	152	139	140	127	122	122	111	85	76	61	62	43	1,589
CLAY	169	213	185	198	190	222	193	247	274	251	277	255	203	191	3,068
COLLIER	719	390	393	365	376	391	386	437	447	476	414	413	385	360	5,952
COLUMBIA	59	125	117	127	140	133	115	144	143	145	103	93	70	66	1,580
DADE	10,865	7,325	6,415	6,069	5,660	5,377	5,057	5,194	5,146	5,106	5,987	5,865	5,330	5,869	85,265
DESOTO	7	49	46	55	40	29	40	57	59	47	45	24	22	21	541
DIXIE	0	6	2	4	9	4	8	5	9	13	11	15	11	11	108
DUVAL	2,914	2,102	1,992	2,011	1,969	1,921	1,864	2,186	2,085	2,079	2,067	2,042	1,888	1,772	28,892
ESCAMBIA	758	816	865	821	822	778	720	842	795	710	687	561	475	457	10,107
FLAGLER	250	229	229	213	239	204	205	227	197	185	113	89	82	102	2,564
FRANKLIN	14	6	4	4	2	4	6	4	2	4	7	2	5	8	72
GADSDEN	26	55	52	58	62	51	54	59	57	48	67	67	73	57	786
GILCHRIST	24	39	33	34	39	42	43	39	38	24	30	31	31	17	464
GLADES	7	4	2	3	10	14	7	12	8	9	4	5	4	5	94
GULF	20	10	13	11	12	6	12	13	9	10	9	5	0	1	131
HAMILTON	0	17	23	25	27	30	31	36	44	53	54	54	44	37	475
HARDEE	12	12	7	7	10	10	5	6	4	2	2	0	0	1	78
HENDRY	32	36	46	43	47	47	39	47	57	63	53	34	20	27	591
HERNANDO	240	301	283	327	286	293	276	275	293	259	173	151	111	90	3,358
HIGHLANDS	82	176	135	163	161	144	145	152	145	136	92	57	52	44	1,684
HILLSBOROUGH	2,659	2,370	2,300	2,256	2,196	2,150	2,070	2,358	2,293	2,021	1,943	1,730	1,611	1,524	29,481
HOLMES	0	3	6	6	6	2	4	9	10	9	11	7	6	5	84
INDIAN RIVER	138	166	167	137	130	152	147	142	151	145	94	89	75	71	1,804
JACKSON	37	34	32	55	40	30	23	32	19	23	24	22	12	13	396
JEFFERSON	34	31	44	30	51	38	28	34	44	25	35	29	33	26	482
LAFAYETTE	17	4	7	13	9	11	2	8	16	9	6	6	8	5	121
LAKE	811	648	523	576	548	477	508	572	589	499	540	491	495	510	7,787
LEE	1,845	814	694	691	687	664	684	766	735	707	721	666	644	578	10,896
LEON	518	373	344	288	293	308	260	264	272	264	212	178	180	190	3,944
LEVY	2	22	17	27	22	30	26	26	27	33	32	31	27	18	340
LIBERTY	1	1	0	3	3	2	1	3	3	0	1	0	0	1	19
MADISON	9	11	14	17	15	11	6	2	1	2	2	4	5	1	100
MANATEE	390	287	322	281	290	291	314	399	416	509	492	613	643	707	5,954
MARION	690	572	566	563	539	520	491	540	529	464	393	363	312	287	6,829
MARTIN	901	1,226	1,206	1,209	1,198	1,177	1,162	1,178	1,160	1,129	1,094	1,086	1,073	1,051	15,850
MONROE	206	83	65	68	56	65	50	58	50	25	21	19	2	1	769
NASSAU	215	144	150	108	112	117	103	106	91	84	54	46	42	42	1,414
OKALOOSA	359	318	268	283	255	219	190	217	183	184	124	112	72	92	2,876
OKEECHOBEE	107	61	40	50	54	43	34	41	28	29	21	21	6	11	546
ORANGE	2,750	2,851	2,628	2,555	2,436	2,358	2,176	2,469	2,570	2,279	2,021	1,896	1,625	1,704	32,318
OSCEOLA	1,051	984	833	786	800	783	770	803	870	868	721	747	705	671	11,392
PALM BEACH	3,355	2,259	2,109	2,037	2,029	1,932	1,870	2,054	2,086	1,885	2,073	2,011	1,982	2,043	29,725
PASCO	395	504	434	442	416	431	410	455	439	397	411	386	404	343	5,867
PINELLAS	1,585	1,401	1,323	1,388	1,359	1,387	1,381	1,539	1,549	1,525	1,257	1,195	1,140	1,023	19,052
POLK	938	1,107	1,032	1,026	1,042	1,059	1,031	1,118	1,120	1,022	785	722	669	678	13,349
PUTNAM	59	77	54	68	50	71	45	44	47	45	42	21	22	13	658
SANTA ROSA	446	291	276	294	274	208	217	194	173	169	160	129	124	116	3,071
SARASOTA	531	433	421	449	405	446	362	421	402	370	419	368	362	355	5,744
SEMINOLE	1,562	1,131	1,090	1,028	1,016	1,004	959	1,111	960	903	670	683	593	595	13,305
ST. JOHNS	487	380	375	369	370	357	340	324	301	268	136	125	139	117	4,088
ST. LUCIE	872	549	506	516	489	461	449	424	432	379	441	341	304	250	6,413
SUMTER	0	10	10	6	8	13	5	10	8	8	9	5	2	6	100
SUWANNEE	43	61	49	58	51	55	49	59	67	55	62	62	45	197	913
TAYLOR	0	48	19	35	39	25	29	45	28	27	24	23	19	19	380
UNION	0	2	5	1	2	1	6	3	1	0	1	0	0	0	22
VOLUSIA	881	760	762	730	746	672	602	687	691	723	498	435	453	338	8,978
WAKULLA	40	15	16	12	14	13	15	10	11	14	21	21	8	18	228
WALTON	271	136	101	123	91	83	79	69	71	49	28	26	17	25	1,169
WASHINGTON	59	45	43	34	35	26	24	17	22	29	16	18	15	16	399
TOTAL:	49,062	37,766	34,908	34,220	33,186	32,225	30,748	33,668	33,480	31,812	30,832	29,535	27,346	27,216	466,004

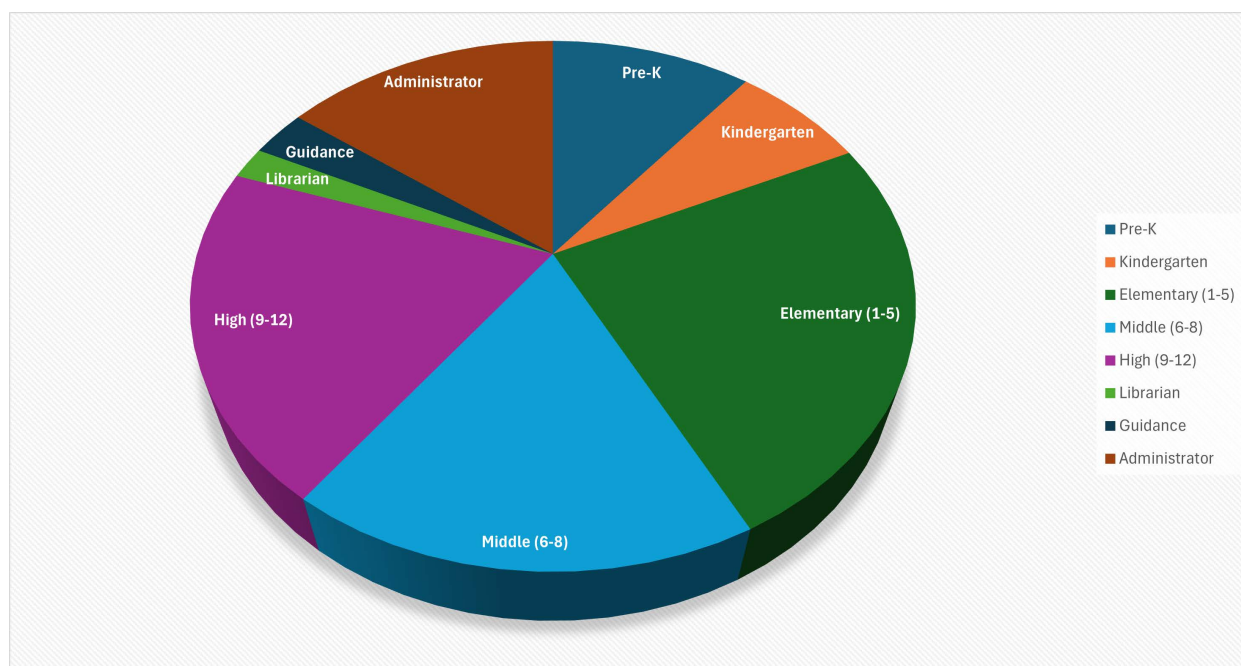
Number of Private Schools by District, 2023-24

<u>DISTRICTID</u>	<u>DISTRICTNAME</u>	<u>SCHOOLS</u>
1	ALACHUA	36
2	BAKER	3
3	BAY	17
4	BRADFORD	4
5	BREVARD	96
6	BROWARD	287
7	CALHOUN	0
8	CHARLOTTE	10
9	CITRUS	10
10	CLAY	26
11	COLLIER	26
12	COLUMBIA	14
13	DADE	591
14	DESOTO	3
15	DIXIE	2
16	DUVAL	164
17	ESCAMBIA	38
18	FLAGLER	16
19	FRANKLIN	2
20	GADSDEN	7
21	GILCHRIST	3
22	GLADES	3
23	GULF	2
24	HAMILTON	7
25	HARDEE	3
26	HENDRY	4
27	HERNANDO	25
28	HIGHLANDS	14
29	HILLSBOROUGH	167
30	HOLMES	2
31	INDIAN RIVER	17
32	JACKSON	4
33	JEFFERSON	2
34	LAFAYETTE	1
35	LAKE	59
36	LEE	59
37	LEON	41
38	LEVY	5
39	LIBERTY	1
40	MADISON	3
41	MANATEE	36
42	MARION	47
43	MARTIN	22
44	MONROE	6
45	NASSAU	11
46	OKALOOSA	22
47	OKEECHOBEE	5
48	ORANGE	247
49	OSCEOLA	83
50	PALM BEACH	145
51	PASCO	55
52	PINELLAS	126
53	POLK	104
54	PUTNAM	8
55	ST. JOHNS	29
56	ST. LUCIE	48
57	SANTA ROSA	15
58	SARASOTA	46
59	SEMINOLE	78
60	SUMTER	2
61	SUWANNEE	10
62	TAYLOR	3
63	UNION	2
64	VOLUSIA	70
65	WAKULLA	2
66	WALTON	13
67	WASHINGTON	4
TOTAL	67	3,016

Private School Instructional and Administrative Personnel 2023-24

The reported personnel data are based on the online Private School Annual Survey and include eight personnel types: pre-k teacher, kindergarten teacher, elementary school teacher (1-5), middle school teacher (6-8), high school teacher (9-12), librarian and media specialist, guidance personnel, and administrator. Support personnel such as secretaries, aides, paraprofessionals, and volunteers are not included. Statistics for personnel in the named areas reflect actual numbers of such individuals but do not indicate the full range of duties they may perform. Reporting instructions requested that full-time employees who have responsibilities in more than one area be reported in the category where they spend the majority of their time.

Private School Instructional and Administrative Personnel by Type



<u>PERSONNEL TYPE</u>	<u>NUMBER</u>	<u>PERCENTAGE</u>
Pre-K	5,758	10.8%
Kindergarten	3,833	7.2%
Elementary (1-5)	13,106	24.5%
Middle (6-8)	9,409	17.6%
High (9-12)	10,825	20.2%
Librarian	1,062	2.0%
Guidance	1,579	3.0%
Administrator	7,908	14.8%
Total:	53,480	100.0%

**PRIVATE SCHOOL INSTRUCTIONAL AND ADMINISTRATIVE PERSONNEL
2023-24**

District	Pre-K	KG	Elementary	Middle	High	Librarian	Guidance	Admin	Total
ALACHUA	59	62	183	124	105	15	16	135	699
BAKER	0	1	4	3	3	0	0	3	14
BAY	24	19	51	40	28	3	5	27	197
BRADFORD	24	5	17	15	15	2	4	9	91
BREVARD	132	106	327	251	228	25	35	206	1,310
BROWARD	720	375	1,256	984	1,188	126	198	805	5,652
CHARLOTTE	14	13	44	40	15	4	2	15	147
CITRUS	13	14	45	33	37	8	4	26	180
CLAY	17	20	80	65	98	9	21	74	384
COLLIER	96	49	246	194	204	16	17	134	956
COLUMBIA	10	16	45	40	32	8	7	31	189
DADE	1,406	804	2,382	1,464	1,861	183	315	1,367	9,782
DESOTO	1	4	17	11	10	2	1	6	52
DIXIE	0	1	4	6	5	1	1	2	20
DUVAL	296	190	683	568	669	61	87	541	3,095
ESCAMBIA	70	50	193	140	139	22	20	98	732
FLAGLER	27	17	62	28	24	4	1	36	199
FRANKLIN	2	1	2	1	3	0	0	2	11
GADSDEN	5	4	12	12	22	1	0	17	73
GILCHRIST	2	3	11	6	7	1	1	4	35
GLADES	2	1	3	3	4	0	1	2	16
GULF	4	2	5	4	3	0	0	3	21
HAMILTON	1	5	11	5	8	2	3	10	45
HARDEE	1	2	3	1	1	0	0	3	11
HENDRY	6	4	20	21	11	3	2	7	74
HERNANDO	22	26	98	66	58	3	4	56	333
HIGHLANDS	10	17	56	35	31	1	1	27	178
HILLSBOROUGH	351	252	835	669	710	69	117	526	3,529
HOLMES	0	1	5	3	2	2	2	4	19
INDIAN RIVER	13	20	80	47	43	4	4	30	241
JACKSON	4	3	13	6	8	2	2	6	44
JEFFERSON	2	2	9	11	6	1	1	4	36
LAFAYETTE	2	1	4	2	2	2	0	1	14
LAKE	96	59	231	137	165	9	24	139	860
LEE	278	69	252	207	266	24	31	160	1,287
LEON	61	44	132	77	69	12	17	89	501
LEVY	1	4	10	7	8	1	1	8	40
LIBERTY	0	1	2	1	0	0	0	2	6
MADISON	0	2	4	2	2	1	0	2	13
MANATEE	58	39	134	131	225	10	21	83	701
MARION	97	53	203	122	156	14	20	100	765
MARTIN	28	33	235	222	208	15	16	53	810
MONROE	15	10	22	16	5	4	2	11	85
NASSAU	21	14	40	29	29	3	3	26	165
OKALOOSA	46	29	109	77	58	9	9	56	393
OKEECHOBEE	11	7	20	9	9	2	3	5	66
ORANGE	318	337	1,247	819	965	57	108	628	4,479
OSCEOLA	125	85	278	166	197	33	35	186	1,105
PALM BEACH	380	229	898	677	991	73	142	616	4,006
PASCO	42	57	176	121	167	29	21	132	745
PINELLAS	188	154	577	545	545	51	56	347	2,463
POLK	96	112	370	302	304	33	64	277	1,558
PUTNAM	6	11	27	14	15	1	3	17	94
SANTA ROSA	48	26	81	34	35	4	8	32	268
SARASOTA	67	49	154	106	148	14	19	106	663
SEMINOLE	153	104	395	259	298	26	38	202	1,475
ST. JOHNS	49	34	136	85	61	11	13	67	456
ST. LUCIE	79	53	165	96	81	26	21	118	639
SUMTER	1	2	4	2	3	0	0	2	14
SUWANNEE	6	5	25	13	27	0	2	15	93
TAYLOR	0	4	8	6	5	1	2	6	32
UNION	0	2	1	0	0	0	0	3	6
VOLUSIA	107	92	295	185	168	16	24	167	1,054
WAKULLA	5	2	5	3	10	1	1	3	30
WALTON	33	18	51	33	18	1	1	28	183
WASHINGTON	7	3	13	8	7	1	2	5	46
TOTAL:	5,758	3,833	13,106	9,409	10,825	1,062	1,579	7,908	53,480