
DROPOUT PREVENTION AND ACADEMIC INTERVENTION PROGRAMS

Annual Report • 2022-2023



Overview

The Bureau of School Improvement provides technical assistance, strategies and resources for dropout prevention (DOP) programs and academic interventions programs to assist students, schools, districts, parents and community organizations throughout Florida.

DOP programs provide identified student populations with supplemental support systems to help achieve success. These programs create a multi-layer system of support for students and families facing academic struggles and school disengagement. The Florida Department of Education (FDOE) provides supports to professionals representing exceptional student education, juvenile justice education, dropout prevention, federal programs for at-risk student populations, attendance and truancy, social work, volunteer programs, higher education, faith-based and community-based organizations and family engagement.

Purpose

This annual report provides information on dropout prevention and academic intervention programs including related data on graduation rate, dropout rate, attendance rate and retention/promotion rate, pursuant to section (s.) 1003.53, Florida Statutes (F.S.).

Dropout Prevention Programs

Pursuant to s. 1003.53(1)(a), F.S., educational programs for dropout prevention and academic intervention shall include curricula, character development and law education and related services that support the program goals and lead to improved performance in the areas of academic achievement, attendance and discipline. Eligible students for DOP programs are students in grades 1-12 that are identified as academically unsuccessful, students with a pattern of excessive absenteeism or habitual truancy, students with a history of disruptive behavior or students identified by a school's early warning system (pursuant to s. 1001.42(18)(b), F.S.).

This report contains 2022-23 data on 29,368 students who participated in a DOP program for at least 45 days in the selected program.

Dropout Prevention Program Enrollment

In the 2022-23 school year, 29,368 students participated in one or more DOP programs for 45 days or more of the actual length of program.

Exhibit 1 displays the number of K-12 students enrolled in the various DOP programs. The exhibit represents students who participated 45 days or more of the actual length of program in one or more DOP programs during the 2022-23 school year. A student may have participated in more than one program within the school year.

Exhibit 1.

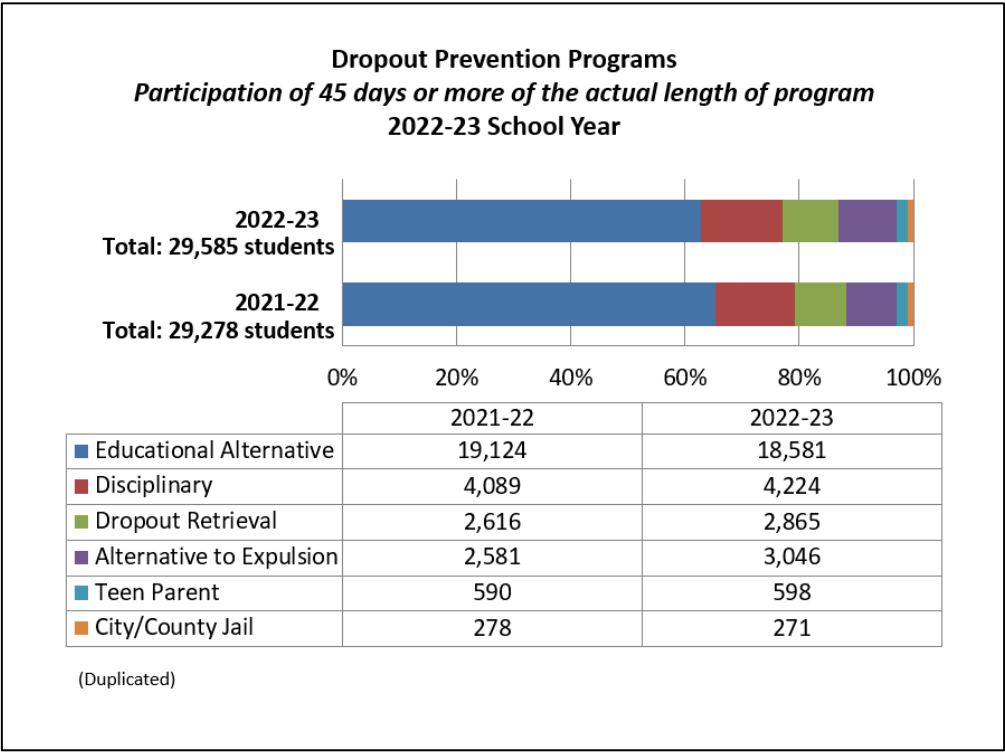


Exhibit 2 displays the percentage of students participating in DOP programs by sex.

Exhibit 2.

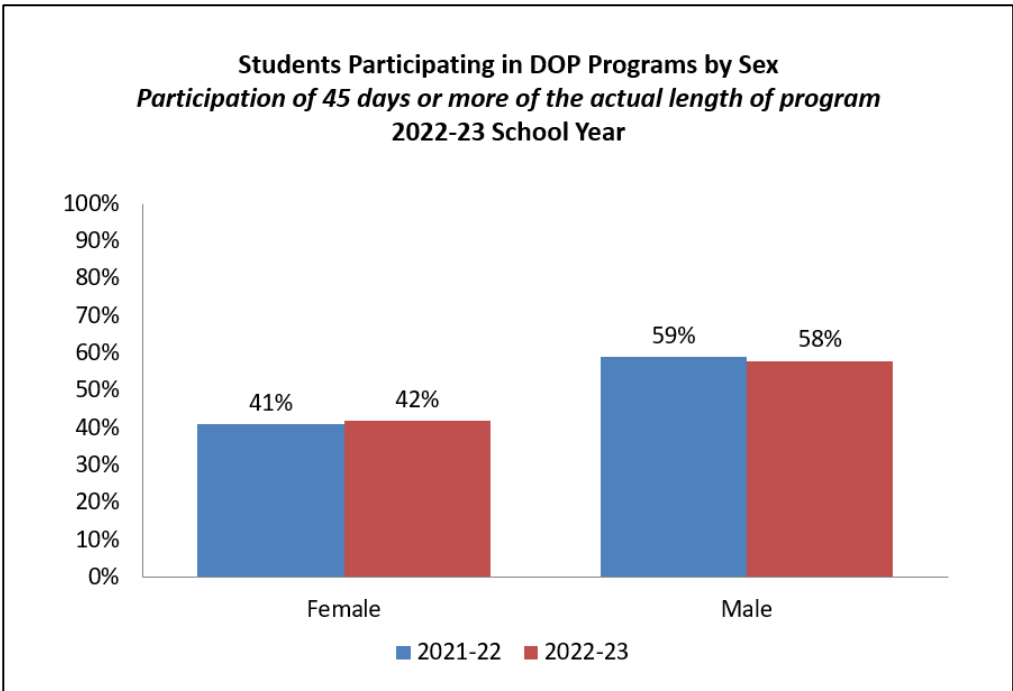


Exhibit 3 displays the percentage of students participating in DOP programs by ethnicity.

Exhibit 3.

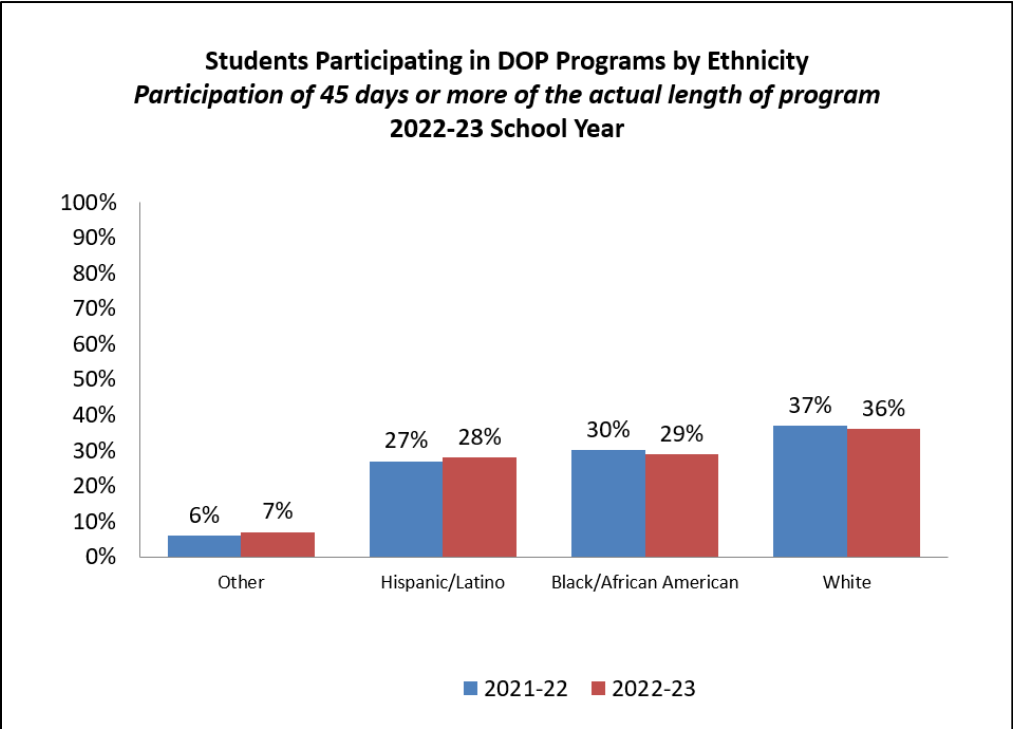


Exhibit 4 displays the percentage of students receiving DOP programs by school level.

Exhibit 4.

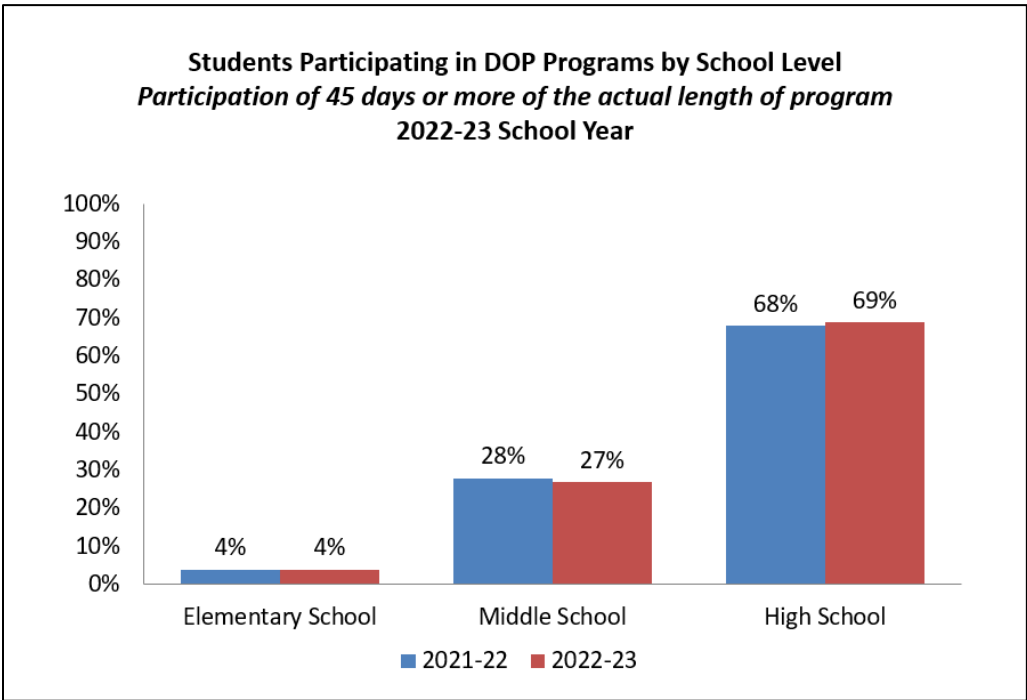
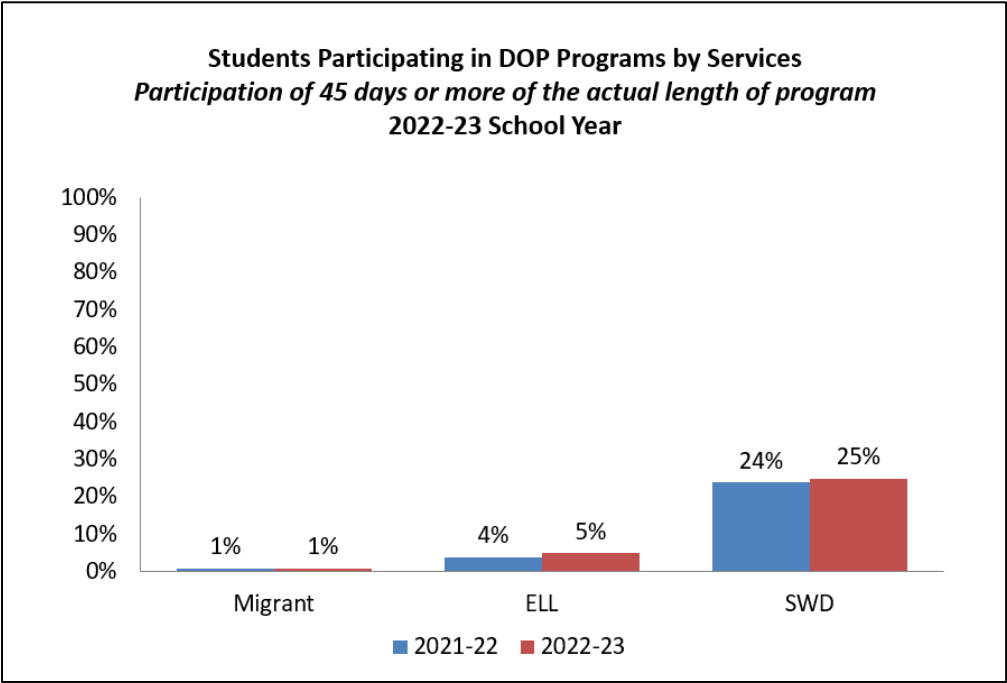


Exhibit 5 displays the percentage of students participating in DOP programs by services. Students participating in DOP programs may also receive services from migrant education programs, English language learner (ELL) education services and exceptional student education services for students with disabilities (SWD).

Exhibit 5.



Measuring Student Performance Outcomes

The following information includes outcome data only for students who participated in a DOP program in 2022-23 for 45 days or more of the actual length of program. Throughout the report, data will be provided on the following outcomes:

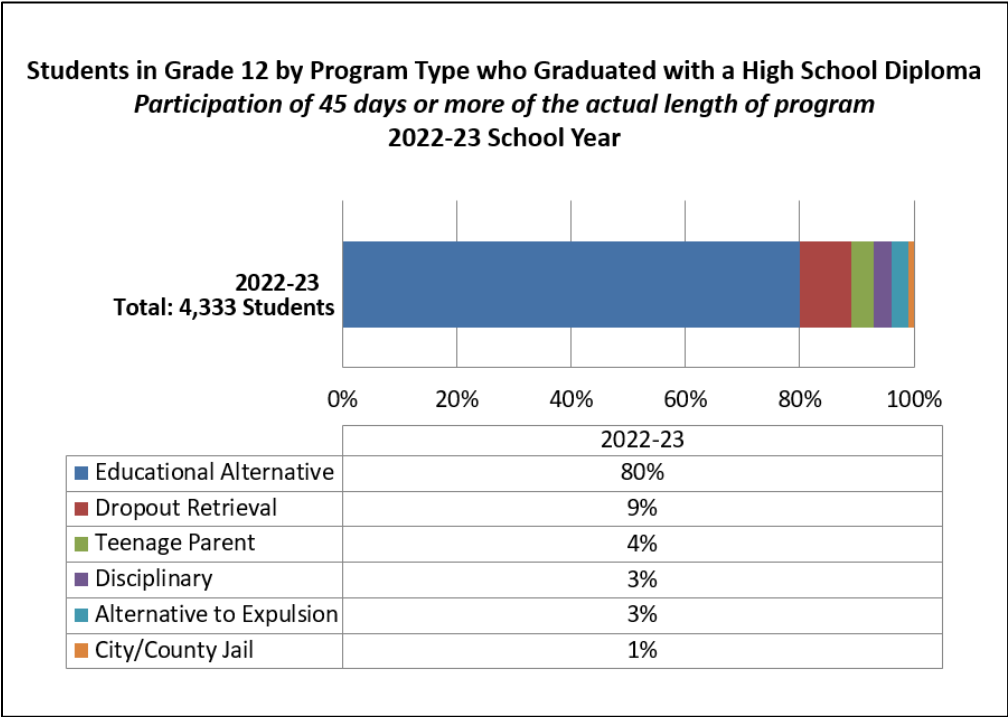
- Graduation – The number of students in grade 12 who graduated with a high school diploma divided by the total number of students in grade 12.
- Dropout – The number of students in grades 9-12 who dropped out of school divided by the total number of students in grades 9-12;
- Promotion – The number of students promoted to a higher grade or graduated divided by the number of students participating in the program;
- Attendance – The number of students missing 10 percent or more of school days divided by the number of students participating in the program; and
- Discipline – The number of students suspended for more than ten days or expelled divided by the number of students participating in the program.

Graduation Rate – Students in Grade 12 Participating in DOP Programs

Of the 6,745 students in grade 12 who participated for 45 days or more of the actual length of program, 4,333 (64.2%) graduated with a high school diploma.

Exhibit 6 displays the percentage of students in grade 12 by program type who graduated with a high school diploma.

Exhibit 6.

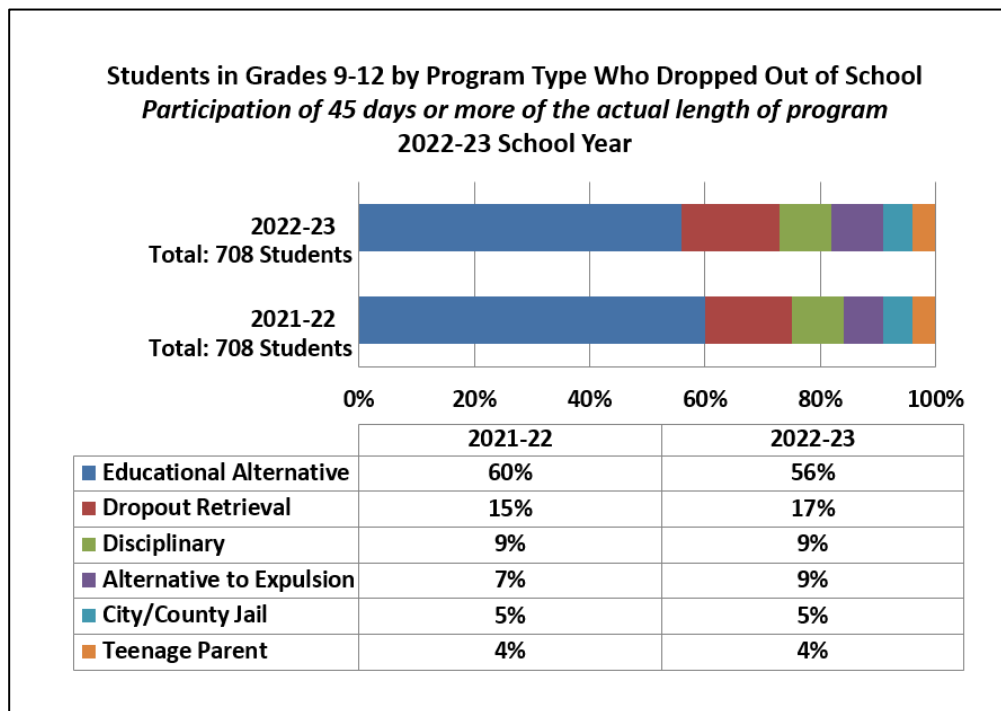


Dropout Rate – Students in Grades 9-12 Participating in DOP Programs

Of the 20,823 students in grades 9-12 who participated for 45 days or more of the actual length of program, 708 (3.4%) dropped out of school. 97 percent of students continued to pursue their program goals.

Exhibit 7 displays the percentage of students in grades 9-12 by program type who dropped out of school.

Exhibit 7.



Measuring Student Outcomes by DOP Type

The following information includes student outcome data for each of the following DOP program types: educational alternatives, disciplinary, dropout retrieval, alternative to expulsion, teenage parent and city/county jail. A student may participate in one or more programs in a year. The number of students in respective DOP programs (29,585) exceeds the total number of participants (29,386).

Educational Alternative Programs

In the 2022-23 school year, 18,581 students at all grade levels participated in educational alternative programs for at least 45 days or more of the actual length of program.

Educational alternative programs are designed for students who may be unmotivated or unsuccessful in traditional school settings. Students are identified as potentially dropping out of school based on retention, high absenteeism and failing grades.

Outcome data for students in educational alternative programs reveal the following (note that a student may count in one or more categories):

- 3,449 (70%) of 4,930 students in grade 12 graduated with a high school diploma;
- 398 (2.9%) of 13,724 students in grades 9-12 dropped out of school;
- 17,181 (92.5%) of 18,581 students were promoted to a higher grade;
- 10,308 (55.5%) of 18,581 students missed 1 percent or more school days; and
- 16 (0.1%) of 18,581 students were suspended for more than ten days or expelled.

Disciplinary Programs

In the 2022-23 school year, 4,224 students at all grade levels participated in a disciplinary program for 45 days or more of the actual length of program.

Disciplinary programs are designed to provide interventions for students who exhibit disruptive behavior in the traditional school environment, offering positive alternatives to suspension and expulsion.

Outcome data for students in disciplinary programs reveal the following (note that a student may count in one or more categories):

- 161 (75.2%) of 214 students in grade 12 graduated with a high school diploma;
- 63 (3.2%) of 1,969 students in grades 9-12 dropped out of school;
- 3,905 (92.4%) of 4,224 students were promoted to a higher grade;
- 2,859 (67.7%) of 4,224 students were missing 10 percent or more school days; and
- 4 (0.1%) of 4,224 students were suspended for more than ten days or expelled.

Dropout Retrieval Programs

In the 2022-23 school year, 2,865 students at all grade levels participated in a dropout retrieval program for at least 45 days of the actual length of program.

Dropout retrieval programs are designed for students who have officially dropped out of school, re-enrolled and are persevering towards graduation with a primary focus on credit recovery and career planning.

Outcome data for students in dropout retrieval programs reveal the following (note that a student may count in one or more categories):

- 402 (37.5%) of 1,071 students in grade 12 graduated with a high school diploma;
- 120 (4.7%) of 2,553 students in grades 9-12 dropped out of school;
- 1,641 (57.3%) of 2,865 students were promoted to a higher grade;
- 1,575 (55%) of 2,865 students missed 10 percent or more school days; and
- No students were suspended for more than ten days or expelled.

Alternative to Expulsion

In the 2022-23 school year, 3,046 students at all grade levels participated in an alternative to expulsion program for at least 45 days of the actual length of program.

Alternative to expulsion programs are designed for students subject to district school board policies for expulsion due to repeated or serious offenders.

Outcome data for students in alternative to expulsion programs reveal the following (note that a student may count in one or more categories):

- 121 (62.7%) of 193 students in grade 12 graduated with a high school diploma.
- 67 (4%) of 1,675 students in grades 9-12 dropped out of school;
- 2,726 (89.5%) of 3,046 students were promoted to a higher grade;
- 1,979 (65%) of 3,046 students missed 10 percent or more school days; and
- 10 (0.3%) of 3,046 students were suspended for more than 10 days or expelled.

Teenage Parent Programs

In the 2022-23 school year, 598 teenage parents at all grade levels participated in a teenage parent program for at least 45 days of the actual length of program.

Teenage parent programs are designed for students who are pregnant or parenting, allowing them to continue their academic courses while receiving information on child growth and development, nutrition and parenting skills. Ancillary services, including health, social, childcare and transportation are provided to meet the specific needs of pregnant or parenting students and their children.

Outcome data for students in teenage parent programs reveal the following (note that a student may count in one or more categories):

- 177 (69.1%) of 256 students in grade 12 graduated with a high school diploma;
- 26 (4.6%) of 565 students in grades 9-12 dropped out of school;
- 551 (92.1%) of 598 students were promoted to a higher grade;
- 494 (82.6%) of 598 students missed 10 percent or more school days; and
- No students were suspended for more than ten days or expelled.

City or County Jail Programs

In the 2022-23 school year, 271 students at all grade levels participated in a city or county jail program for 45 days or more of the actual length of program.

City or county jail programs are designed to provide educational services for students detained in a county or city detention facility.

Outcome data for students in city or jail programs reveal the following (note that a student may count in one or more categories):

- 23 (28.4%) of 81 students in grade 12 graduated with a high school diploma.
- 34 (13.9%) of 244 students in grades 9-12 dropped out of school;
- 245 (90.4%) of 271 students were promoted to a higher grade;
- 12 (4.4%) of 271 students missed 10 percent or more school days; and
- No students were suspended for more than ten days or expelled.

Concluding Comments

The Bureau of School Improvement will continue to ensure students have access to innovative programs aligned with the Florida Department of Education's vision to enhance students' opportunities for access, advancement and achievement.

|