



VPK Accountability

VPK Provider Performance Metric and Designations



Goals



1) Working knowledge of the new VPK accountability system



2) Confidence to use that knowledge to support stakeholders



3) Ability to help stakeholders verify their metric calculations

Agenda

New VPK Accountability System

Performance Metric Components

Performance Metric Calculation

Performance Designations

Special Circumstances

Implementation

New VPK Accountability System

*An accountability system is a set of practices put in place to ensure that **the work** we do helps us meet **our goals**.*

Expectations

- What are we trying to achieve?

Ownership

- Who is responsible for making this happen?

Assessment

- What does the data tell us?

Communication

- How is this information readily available to stakeholders?

Consequences

- How do we improve?

New VPK Accountability System

Florida Statutes require DEL to develop a new VPK accountability system and outline requirements for that new system.

- Comprise three components: program quality, student achievement and student learning gains.
- Calculate a metric and designation for every VPK provider every year, which can **not** be a letter grade.
- Calculate a metric and designation within 45 days of the program end.
- Recognize VPK providers excelling (if legislative appropriation).

Authority: [Section 1002.68\(4\), Florida Statutes \(F.S.\)](#)

Rule: [6M-8.622, Florida Administrative Code \(F.A.C.\), Voluntary Prekindergarten Provider Performance Metric and Designation](#)

Component 1: Program Quality

Program Quality is measured by the CLASS program assessment. The metric will use the Composite Program Assessment Score.

The Composite Program Assessment Score is an average of all DEL-adopted dimension scores, excluding the negative climate score.

CLASS was implemented in VPK beginning with the 2022-23 program year. VPK program assessment requirements are detailed in Rule 6M-8.621, F.A.C.

Component 1: Program Quality

VPK providers can earn up to 50 points in the Program Quality component. The actual points earned depend on a VPK provider's Composite Program Assessment Score.

Composite Program Assessment Score	Percentage of Possible Points Earned	Number of Points Earned
Below 4.00	0%	0
4.00 – 4.49	10%	5
4.50 – 4.99	20%	10
5.00 – 5.49	40%	20
5.50 – 5.99	60%	30
6.00 – 6.49	80%	40
6.50 – 7.00	100%	50



Check In



NEXT UP:

Component 2: Student Achievement

Component 2: Student Achievement

Student Achievement is measured by the FAST Star Early Literacy assessment. The metric looks at what percentage of eligible children demonstrated Kindergarten Readiness during PM3.

FAST Star Early Literacy was implemented in VPK beginning with the 2022-23 program year. It is not new to VPK. FAST Star Early Literacy requirements are detailed in Rule 6M-8.620, F.A.C.

Component 2: Student Achievement

Eligible Children

“Eligible children” means children who have completed more than 50% of the instructional hours at a provider’s VPK program.

A provider must have at least four eligible children with a PM3 assessment to receive points for the student achievement component.

Kindergarten Readiness

“Kindergarten Readiness” means a student obtained a Unified Scaled Score (USS) of 707 during the Progress Monitoring 3 window.

Kindergarten Readiness is not a new concept, but the cut score did change from 690 to 707 in September 2024.

Component 2: Student Achievement

VPK providers can earn up to 20 points in the Student Achievement component. Actual points earned depend on this calculation.

$$\begin{aligned} &(\# \text{ EC}^* \text{ achieving 707} \div \# \text{ EC taking PM3}) \times 100 \times .20 \\ &= \# \text{ Achievement Points} \end{aligned}$$

*EC = Eligible Children

Scores must be whole numbers so values of .5 or greater are rounded up and less than .5 are rounded down.

Component 2: Student Achievement

Practice Exercise

Six eligible children took the Star Early Literacy at PM3 at Kristy's Pre-K. Five children achieved a 707 or higher.

$$\frac{(\# \text{ EC achieving } 707 \div \# \text{ EC taking PM3}) \times 100 \times .20}{\# \text{ Achievement Points}} =$$

$$(5 \div 6) \times 100 \times .20 = 16.66$$

apply rounding rule

17 Achievement Points!



Check In



NEXT UP:

Component 3: Student Learning Gains

Component 3: Student Learning Gains

Student Learning Gains is also measured by the FAST Star Early Literacy Assessment. The metric looks at what percentage of eligible children demonstrated sufficient gains between PM1 and PM3.

A provider must have at least four eligible children with both PM1 and PM 3 assessments to receive points for the student learning gains component.

An eligible child can demonstrate sufficient gains in two ways:

- Demonstrate a growth rate at or above minimum
- Maintain highest literacy classification

Component 3: Student Learning Gains

1. Students having a **growth rate** of 12 or more USS points per month for school year or 40 or more USS points per month for summer.

Growth Rate is calculated by subtracting a student's progress monitoring one (PM1) score from the student's progress monitoring three (PM3) score, then dividing by the number of calendar days between PM1 and PM3 administration dates and multiplying by 30.

$$\frac{(\text{PM3 Points} - \text{PM1 Points})}{(\text{PM3 Date} - \text{PM1 Date})} \times 30 = \text{Points Per Month}$$

Component 3: Student Learning Gains

Practice Exercise

Student took PM1 on 08/15/24 and received a score of 612.
Student took PM3 on 04/15/25 and received a score of 710.
There are 243 days between 08/15/24 and 04/15/25.

$$\frac{(\text{PM3 Points} - \text{PM1 Points})}{(\text{PM3 Date} - \text{PM1 Date})} \times 30 = \text{Points Per Month}$$

$$(710 - 612) \div 243 \times 30 = 12.09$$

Student made sufficient gains!

Note: There is no rounding applied to calculating growth rate.

Component 3: Student Learning Gains

2. Students can demonstrate sufficient gains by maintaining a USS within the highest literacy classification (**Probable Reader**) at PM1 and PM3.

In Star Early Literacy, literacy classifications are the stages of development students go through as they become more proficient in literacy skills. Each stage is tied to a USS range, though the range varies based on grade level.

Early Emergent Reader	Unified Scaled Score 200-682
Late Emergent Reader	Unified Scaled Score 683-785
Early Transitional Reader	Unified Scaled Score 786-815
Late Transitional Reader	Unified Scaled Score 816-851
Probable Reader	Unified Scaled Score 852-1100

Component 3: Student Learning Gains

VPK providers can earn up to 30 points in the Student Learning Gains component. Actual points earned depend on this calculation.

$$\frac{(\# \text{ EC}^* \text{ with sufficient gains} \div \# \text{ EC taking PM1 \& PM3}) \times 100 \times .30}{\# \text{ Learning Gains Points}} =$$

*EC = Eligible Children

Scores must be whole numbers so values of .5 or greater are rounded up and less than .5 are rounded down.

Component 3: Student Learning Gains

Practice Exercise

Eleven eligible children took the Star Early Literacy at PM1 and PM3. Six children had a growth rate of 12 or more points per month. One child tested as a Probable Reader on PM1 and PM3.

$$(\# \text{ EC with sufficient gains} \div \# \text{ EC taking PM1 \& PM3}) \\ \times 100 \times .30 = \# \text{ Learning Gains Points}$$

$$(7 \div 11) \times 100 \times .30 = 19.09$$

apply rounding rule

19 Learning Gains Points!



Check In



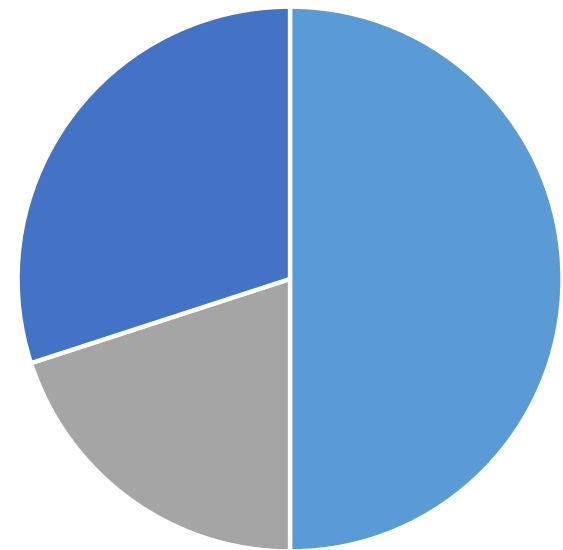
NEXT UP:

VPK Provider Performance Metric Calculation and Designations

Performance Metric Calculation

If a provider has at least four eligible children **and** data for all three components, a performance metric will be calculated and released within 45 days of the program end.

Program Quality Points
Student Achievement Points
+ Student Learning Gains Points
Performance Metric



- Program Quality
- Student Achievement
- Student Learning Gains

Performance Metric Calculation

Practice Exercise

Let's see how our provider did!

20 Program Quality Points

17 Student Achievement Points

+ 19 Student Learning Gains Points

56 Performance Metric Points

Performance Designations

Designations will be assigned to providers based on their performance metric points within 45 days of the program end.

61 points or higher	Excellent
46 – 60 points	Above Expectations
28 – 45 points	Meets Expectations
16 – 27 points	Below Expectations
15 points or fewer	Unsatisfactory

Performance Designations

Providers receiving the designations of Meets Expectations, Above Expectations and Excellent have **successfully implemented the VPK program.**

Providers receiving the designations of Below Expectations and Unsatisfactory are identified as needing improvement and therefore placed on **probation.**

Providers that do not have data to receive a score for all three components will receive a designation of **incomplete.**

Special Circumstances: Transfer of Ownership

When a transfer of ownership occurs, as defined in Rule 6M-8.301(9), F.A.C., and the new private VPK owner has delivered:

More than 50%

of the instructional hours, the VPK provider performance designation will be binding on the provider.

50% or Less

of the instructional hours, the VPK provider performance designation will **not** be binding on the provider and the provider will be assigned the designation of incomplete.

Special Circumstances: No Test During PM1

If a child does not complete progress monitoring during a provider's PM1, they cannot count in the calculation of a provider's Learning Gains component!

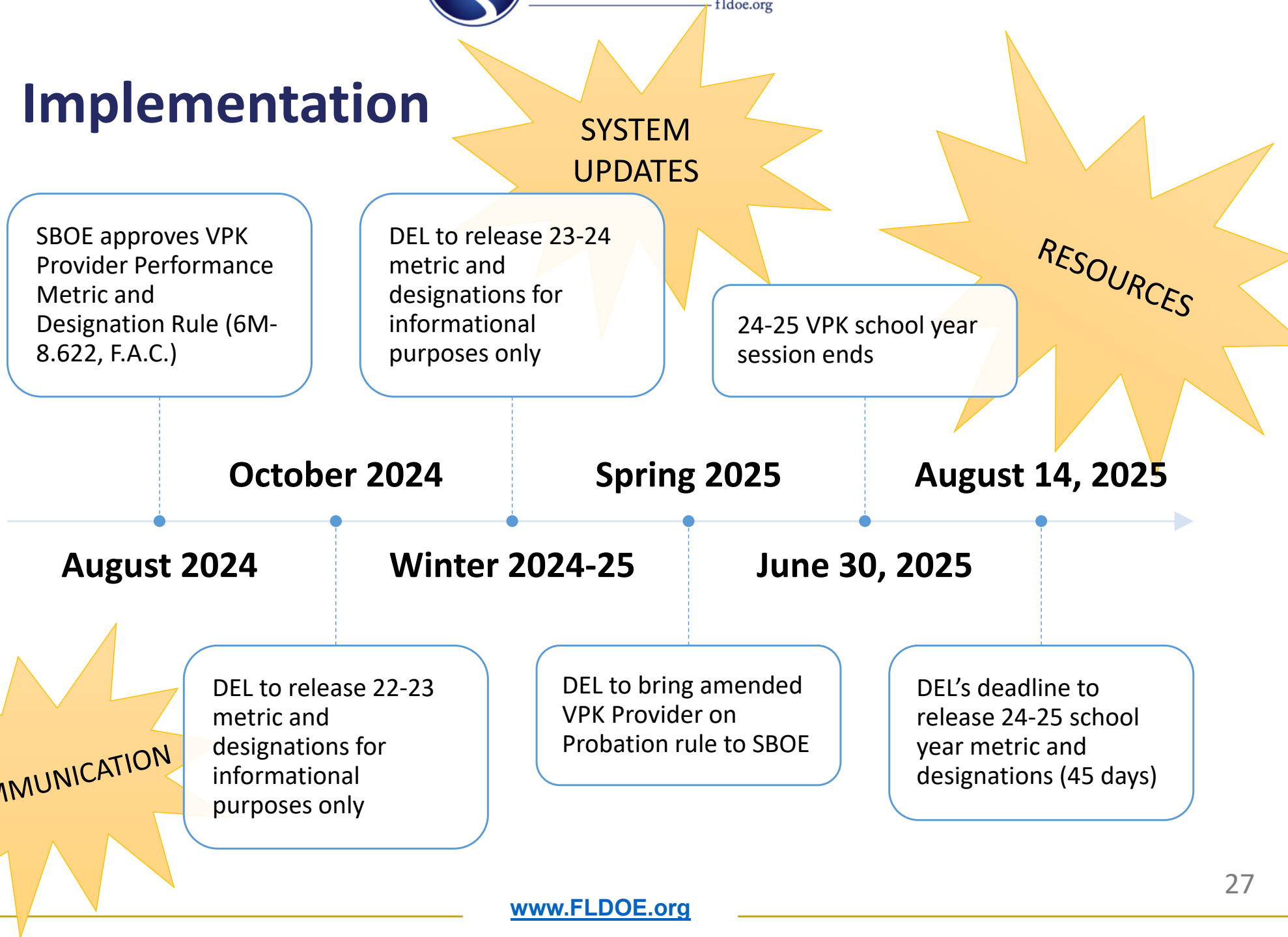
This includes children with:

- Delayed enrollment/reenrollment
- Three attempts resulting in failed practice
- Other non-participation status types


These children CAN count in Achievement if they:

- Attend more than 50% of instructional hours at provider
- Complete progress monitoring during PM3

Implementation

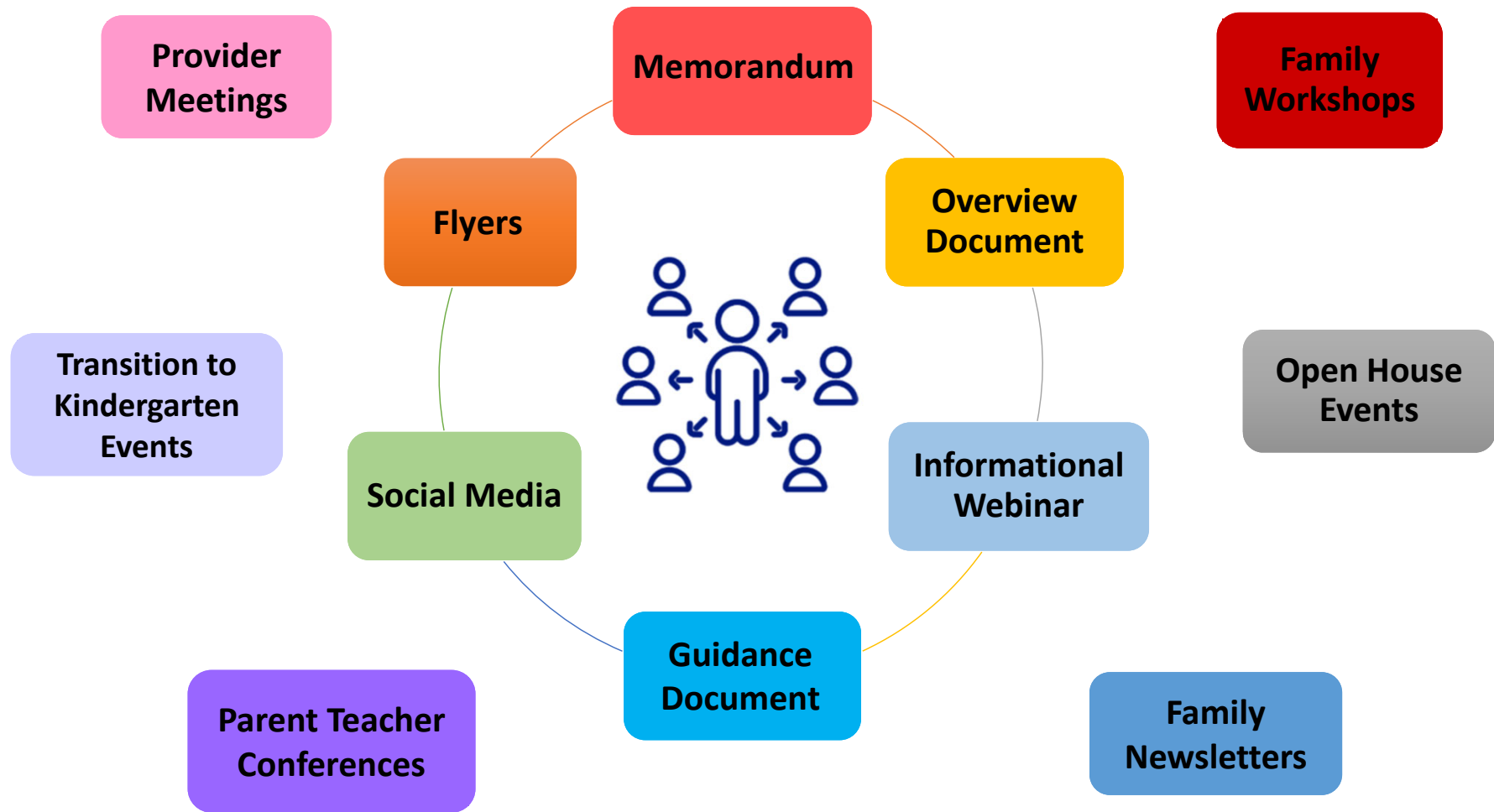


Tell us how we can help!



Implementation: Communication

Informing ELCs, Districts, Providers and the Public





FLORIDA DEPARTMENT OF
EDUCATION
fldoe.org

Questions and Discussion





www.FLDOE.org

vpkquestions@del.fldoe.org



www.FLDOE.org