

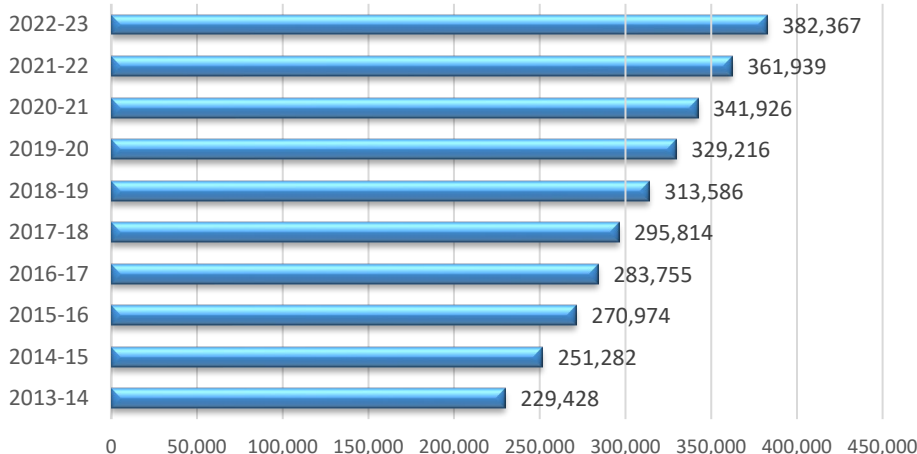


## Florida's Charter Schools

Charter schools are tuition-free public schools created through an agreement or "charter" typically between the school and the local district school board. This agreement gives the charter school a measure of expanded freedom relative to traditional public schools in return for a commitment to higher standards of accountability. Since 1996, Florida charter schools have played a key role in increasing parental options in public education and providing innovative learning opportunities for students.

During the 2022-23 school year, over 382,367 students were enrolled in 726 charter schools in 46 Florida districts. Many charter schools in Florida have innovative missions. Some charter schools include themed learning approaches focusing on areas such as arts, sciences, and technologies. Other charter schools provide services to special populations such as students at risk of academic failure or students with disabilities.

### PK-12 Enrollment in Charter Schools



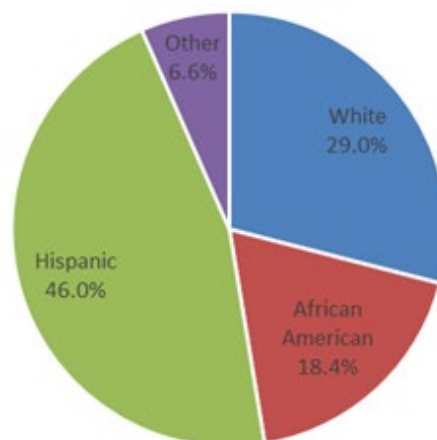
### Charter School Statutes

- s. 1002.33, Charter schools
- s. 1002.345, Determination of deteriorating financial conditions & financial emergencies for charter schools
- s. 1013.62, Charter school capital outlay funding
- s. 1002.331, High-performing charter schools
- s. 1002.332, High-performing charter systems
- s.1002.333, Schools of Hope

### Charter Student Diversity

Florida's charter schools, which serve 50% low-income students statewide, have become increasingly diverse. In 2022-23, 71% of the students served were minorities. Hispanic students comprised 46% of Florida's charter school enrollment, and 18% were African-American students.

### Race and Ethnicity



### District Contacts

There is a charter school liaison in each school district. A list of charter school contacts and district liaisons may be downloaded in Excel file format from the Charter School Portal at: <https://web01.fldoe.org/CSA/PostToWeb/DistrictContactList.aspx>



## Charter Schools Overview

School Year	Districts	Charter Schools	Student Enrollment
2018-19	47	658	313,586
2019-20	47	673	329,216
2020-21	47	687	341,926
2021-22	47	703	361,939
2022-23*	46	726	382,367

\*2022-23 Survey 2 Final Data

### Charter Student Demographics

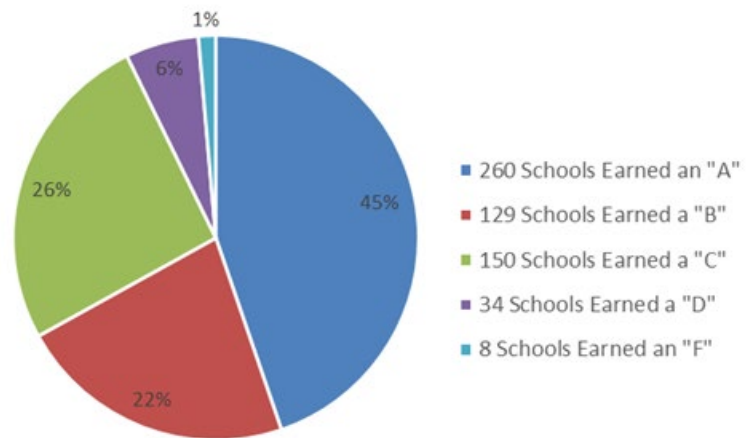
2022-23 Survey 3 Final Data

Race/Ethnicity	Students	Percent
White	110,216	29.0%
Black	70,280	18.4%
Hispanic/Latino	175,164	46.0%
Other	25,307	6.6%
<b>Total Enrollment</b>	<b>380,967</b>	<b>100.0%</b>

Special Categories	Students	Percent
FRPL	191,486	50.3%
ELL	41,614	10.9%
SWD	39,575	10.4%

### 2022 Charter School Grades



There are 231 high-performing charter schools as of 10/10/2023.

### History of Charter School Application Approval Rate

