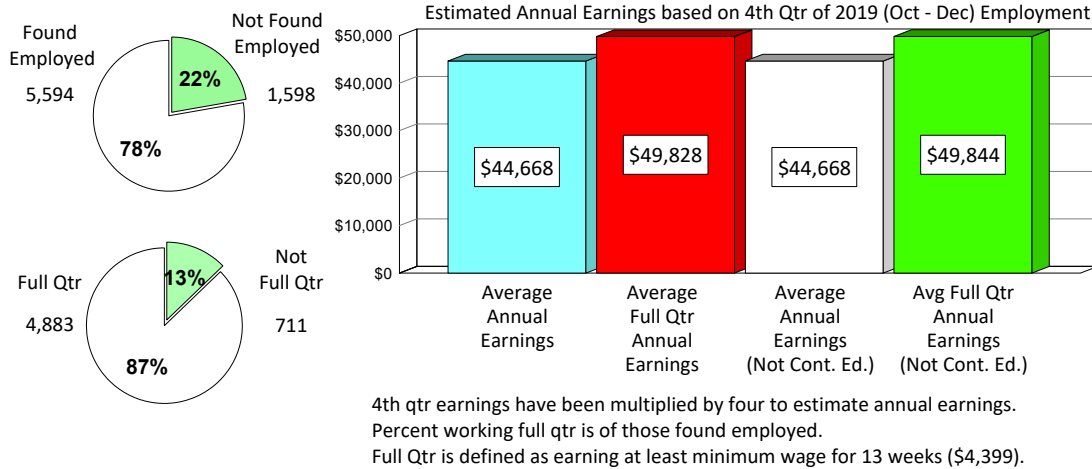


2018-19 COMMISSION FOR INDEPENDENT EDUCATION - DEGREE GRADUATES - FALL 2019 FINDINGS

Total Individuals: 7,192

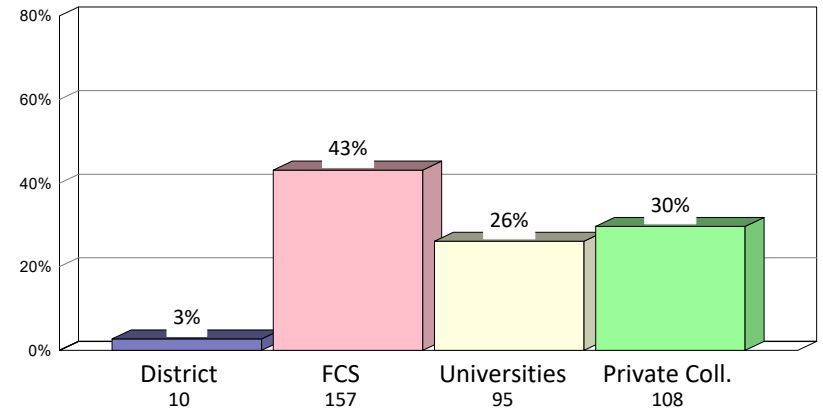
Total with Outcome Data: 5,828 81%

FLORIDA EMPLOYMENT DATA (ANNUALIZED WAGES)



FLORIDA CONTINUING EDUCATION DATA

Total Continuing their Education (Unduplicated): 364 5%
 Total Continuing Education & Found Employed: 307 84%

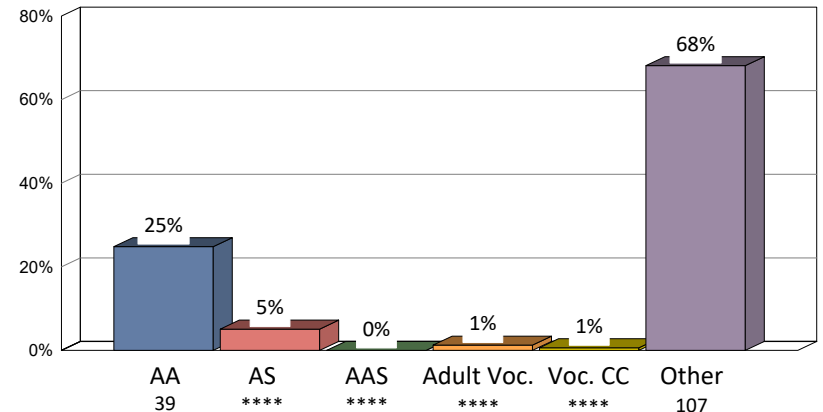


Students may be in multiple settings; therefore, sum may exceed total unduplicated count.

TOP INDUSTRIES BY FREQUENCY

Industry	Full Qtr Frequency	Full Qtr Avg Wage
General Medical and Surgical Hospitals	1,636	\$53,844
Nursing Care Facilities (Skilled Nursing Facilities)	312	\$50,664
Offices of Physicians (Except Mental Health Specialists)	264	\$42,708
Home Health Care Services	136	\$48,240
Temporary Help Services	128	\$35,860
Elementary and Secondary Schools	82	\$33,636
Professional Employer Organizations	65	\$39,148
Specialty (Except Psychiatric and Substance Abuse) Hospitals	60	\$48,884
Colleges, Universities, and Professional Schools	58	\$47,116
Other Similar Organizations (Except Business, Professional, Labor, and Political Organizations)	54	\$48,680

Florida College System Continuing Education Details



FLORIDA DEPARTMENT OF CORRECTIONS DATA

INCARCERATED: **** **
 COMMUNITY SUPERVISION: **** **

RECEIVING PUBLIC ASSISTANCE

Temporary Assistance to Needy Families (TANF) or Food Stamps
 RECEIVING PUBLIC ASSISTANCE: 611 8%
 RECEIVING PUBLIC ASSISTANCE & EMPLOYED: 424 69%