



Office of Independent Education & Parental Choice

325 West Gaines Street • Suite 522 • Tallahassee, FL • 32399-0400 • 850/245-0502 • www.floridaschoolchoice.org

Florida's Private Schools

ANNUAL REPORT 2005-2006

Office of Independent Education and Parental Choice
Florida Department of Education

August 2006

Increasing the Quantity and Improving the Quality of Educational Options

Florida's Private Schools

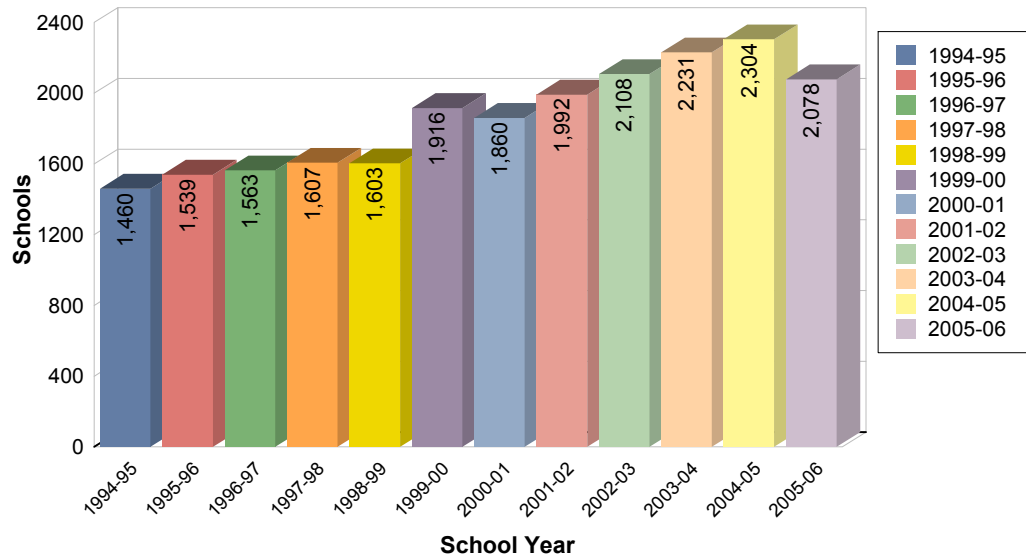
A private school is defined in Section 1002.01(2), Florida Statutes, as “an individual, association, copartnership, or corporation or department, division, or section of such organizations, that designates itself as an educational center that includes kindergarten or a higher grade” and is below the college level. Private elementary and secondary schools in Florida are not licensed, approved, accredited, or regulated by the Florida Department of Education. Private schools are required by statute to complete an annual online survey to gather information for inclusion in a statewide **Directory of Private Schools**.

The **Directory of Private Schools** is maintained by the Department of Education as a service to the public, to governmental agencies, and to other parties that are interested in obtaining information about Florida private schools. The Department’s intent in maintaining the directory is not to regulate, control, approve or accredit private schools. As such, the accuracy of data submitted pursuant to the annual online survey and inclusion of a school’s information in the directory is not verified by the Department and does not imply approval or accreditation. The directory may be accessed online at <http://www.floridaschoolchoice.org/Information/directory/schoolreport.asp>.

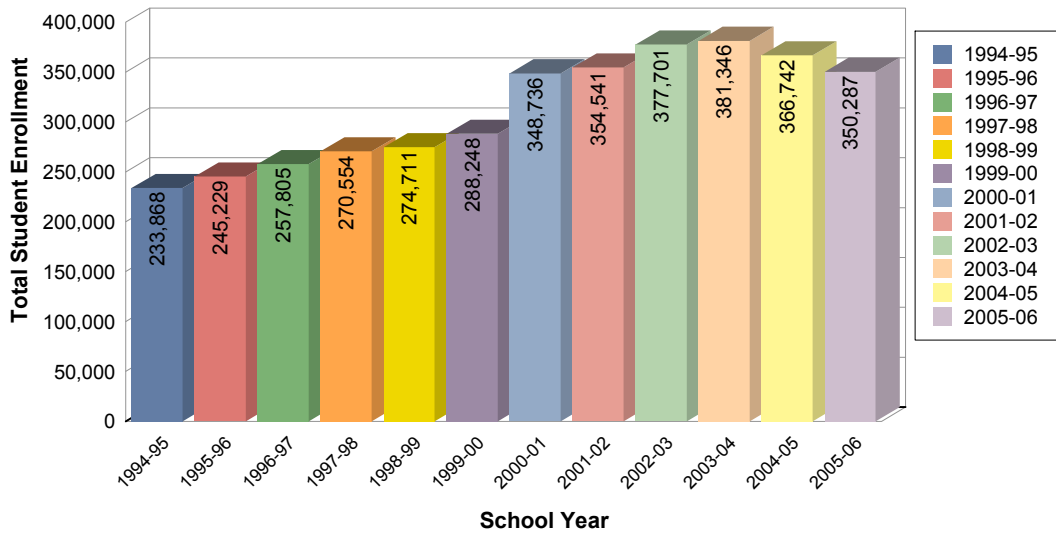
The 2005-2006 annual report contains student enrollment and information for private schools that completed the online annual survey between July 1, 2005 and August 23, 2006. The following points are noted from the data contained in this report:

- Private school enrollment in Florida in 2005-2006 appears to have decreased by approximately 4% from the 2004-2005 school year. This apparent decrease may be a result of a change in the Department’s annual survey reporting methodology rather than an actual decrease in the number of operating private schools and enrolled students. The Department has initiated increased technical assistance to private schools in an effort to communicate the importance of following appropriate annual survey procedures.
- Of the 350,287 students enrolled in private schools in Florida in 2005-2006, 14% were enrolled in prekindergarten, 61% were enrolled in elementary grades (kindergarten through grade eight), 21% were enrolled in secondary grades (grades nine through twelve) and about 4% were enrolled as multigraded and other type students.
- Of Florida’s total PK-12 student enrollment in 2005-2006, 88% were public school students and 12% were private school students.
- Twenty (20) school districts had 10% or more of their total PK-12 students enrolled in private schools in 2005-2006.
- Almost 83% of personnel employed in private schools were classroom teachers and 17% were school administrators in 2005-2006.

Number of Private Schools 1994-2006

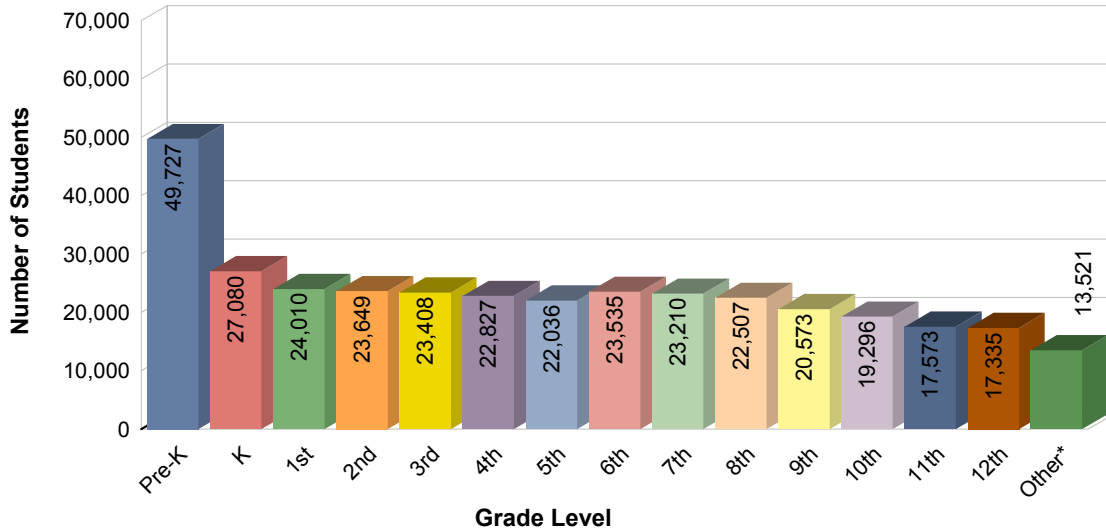


Private School Enrollment 1994-2006



<u>SCHOOL YEAR</u>	<u>SCHOOL</u>	<u>STUDENT ENROLLMENT</u>
2005-06	2,078	350,287
2004-05	2,304	366,742
2003-04	2,231	381,346
2002-03	2,108	377,701
2001-02	1,992	354,541
2000-01	1,860	348,736
1999-00	1,916	288,248
1998-99	1,603	274,711
1997-98	1,607	270,554
1996-97	1,563	257,805
1995-96	1,539	245,229
1994-95	1,460	233,868

Private School Student Enrollment by Grade Level 2005-2006



* "Other" shows enrollment submitted by a school as a total number, not separated by grade.

<u>GRADE LEVEL</u>	<u>STUDENTS</u>	<u>PERCENTAGE OF TOTAL ENROLLMENT</u>
Pre-K	49,727	14.2%
K	27,080	7.7%
1st	24,010	6.9%
2nd	23,649	6.8%
3rd	23,408	6.7%
4th	22,827	6.5%
5th	22,036	6.3%
6th	23,535	6.7%
7th	23,210	6.6%
8th	22,507	6.4%
9th	20,573	5.9%
10th	19,296	5.5%
11th	17,573	5.0%
12th	17,335	4.9%
Other*	13,521	3.9%
Total:	350,287	100.0%

**PRIVATE SCHOOL STUDENT ENROLLMENT BY GRADE LEVEL
2005-2006**

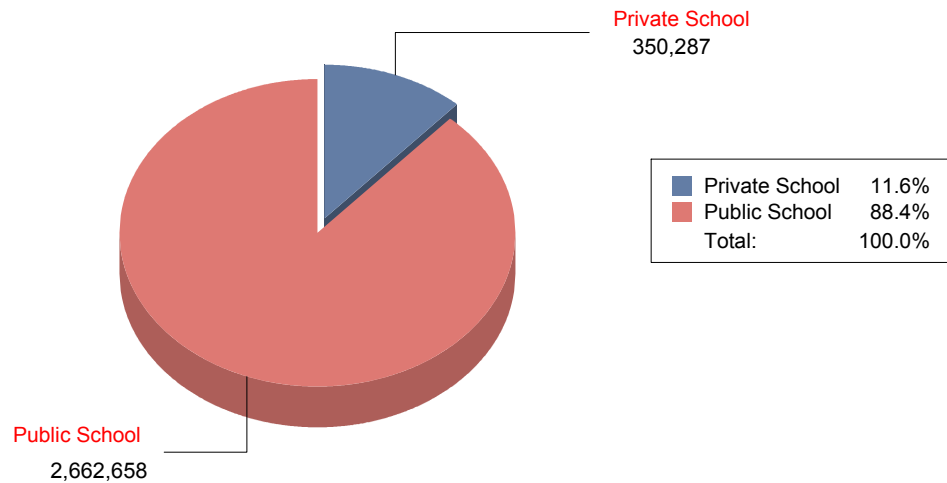
District	PK	K	1	2	3	4	5	6	7	8	9	10	11	12	Other*	Total
ALACHUA	828	403	340	304	313	298	296	240	228	203	191	166	129	117	180	4,236
BAKER	0	0	0	0	0	0	0	0	0	0	0	0	0	0	15	15
BAY	470	122	110	105	107	106	123	105	116	96	48	42	40	35	16	1,641
BRADFORD	54	31	24	27	23	23	30	31	24	31	23	17	16	6	0	360
BREVARD	1,364	783	713	680	737	661	702	678	826	871	680	686	613	592	135	10,721
BROWARD	4,907	2,518	2,379	2,299	2,336	2,299	2,301	2,567	2,598	2,511	3,045	2,840	2,706	2,663	1,055	39,024
CHARLOTTE	126	106	82	70	85	82	55	62	71	57	48	44	29	32	45	994
CITRUS	167	92	105	91	85	85	91	85	78	69	57	23	34	36	0	1,098
CLAY	334	249	244	213	212	224	217	215	216	224	195	133	129	138	73	3,016
COLLIER	1,000	343	320	311	318	292	263	285	280	267	172	168	146	168	12	4,345
COLUMBIA	14	58	44	42	46	40	43	46	44	36	24	15	9	12	19	492
DADE	9,835	4,576	3,619	3,456	3,610	3,553	3,377	3,844	3,792	3,740	3,736	3,691	3,330	3,713	4,793	62,665
DE SOTO	50	21	19	12	18	13	12	11	10	11	7	4	6	1	14	209
DIXIE	0	1	0	1	1	2	0	1	0	2	4	1	0	0	0	13
DUVAL	3,468	2,084	1,845	1,778	1,903	1,837	1,783	2,114	2,091	2,057	1,994	1,716	1,501	1,396	501	28,068
ESCAMBIA	903	728	664	572	577	512	457	493	459	446	368	315	346	278	0	7,118
FLAGLER	121	69	47	45	41	48	47	33	38	30	3	2	4	3	100	631
FRANKLIN	21	12	9	6	9	8	9	7	5	3	6	0	0	0	0	95
GADSDEN	52	32	35	29	34	41	38	48	47	41	55	65	52	70	0	639
GILCHRIST	19	4	0	3	5	2	0	2	18	28	16	14	12	8	0	131
GULF	44	20	11	10	5	13	10	7	6	4	1	5	2	1	0	139
HAMILTON	2	10	8	10	8	6	12	14	9	7	10	11	4	6	0	117
HARDEE	0	0	3	0	0	2	0	0	0	0	4	5	2	2	7	25
HENDRY	123	29	16	11	9	10	13	12	12	4	0	0	0	0	0	239
HERNANDO	298	159	163	128	130	146	119	127	120	107	74	62	46	49	4	1,732
HIGHLANDS	174	82	70	70	55	60	56	60	70	62	42	40	26	16	20	903
HILLSBOROUGH	3,402	1,859	1,532	1,479	1,414	1,456	1,349	1,471	1,389	1,313	1,327	1,225	1,105	1,187	938	22,446
HOLMES	0	0	0	0	0	0	0	0	2	5	15	24	22	10	0	78
INDIAN RIVER	182	149	156	156	155	161	149	161	158	175	112	107	101	79	17	2,018
JACKSON	60	29	18	9	5	9	15	4	1	5	0	1	0	0	86	242
JEFFERSON	30	33	32	24	22	29	31	29	22	32	37	32	30	27	0	410
LAFAYETTE	26	6	9	6	6	11	8	2	9	7	0	0	0	0	0	90
LAKE	683	377	303	295	303	295	279	319	329	323	258	239	216	202	65	4,486
LEE	1,464	807	688	609	630	610	558	616	620	588	454	483	400	421	95	9,043
LEON	1,154	480	403	442	430	411	400	443	448	435	268	226	205	182	219	6,146
LEVY	12	14	13	10	10	11	11	20	13	16	14	8	15	5	1	173
MADISON	23	24	32	18	27	28	29	30	25	26	13	7	3	2	0	287
MANATEE	472	293	256	245	240	224	229	239	237	249	174	164	161	162	15	3,360
MARION	809	442	395	360	357	333	328	383	349	340	301	262	278	225	104	5,266
MARTIN	289	246	200	214	214	210	186	213	188	183	65	55	25	29	151	2,468
MONROE	168	63	32	34	31	27	26	27	24	21	15	20	15	12	0	515
NASSAU	169	84	68	75	76	76	63	55	37	31	33	35	19	29	6	856
OKALOOSA	384	247	213	183	236	188	172	167	158	146	119	94	81	74	67	2,529
ORKEECHOBEE	28	17	17	12	15	17	10	11	3	4	6	7	6	3	0	156
ORANGE	3,617	2,222	2,048	2,703	1,983	1,926	1,850	1,930	1,834	1,717	1,431	1,327	1,126	1,025	1,650	28,389
OSCEOLA	860	424	291	321	305	304	256	230	269	235	158	137	108	112	610	4,620
PALM BEACH	2,850	1,831	1,787	1,829	1,778	1,795	1,729	1,831	1,701	1,665	1,656	1,686	1,632	1,453	905	26,128
PASCO	519	258	227	207	229	184	203	179	172	178	169	136	131	84	157	3,033
PINELLAS	2,218	1,379	1,396	1,437	1,485	1,450	1,441	1,459	1,488	1,428	909	897	800	701	278	18,766
POLK	1,521	727	650	589	597	568	573	549	603	597	476	466	394	325	214	8,849
PUTNAM	114	51	47	33	40	39	48	42	57	62	67	62	55	36	21	774
SANTA ROSA	170	80	77	49	50	41	35	30	19	22	42	37	18	18	43	731
SARASOTA	696	433	394	347	371	381	365	387	402	407	380	341	373	359	319	5,955
SEMINOLE	1,263	841	791	731	768	740	722	688	628	584	421	393	408	351	353	9,682
ST. JOHNS	569	208	192	185	178	166	174	174	164	170	127	111	92	96	24	2,630
ST. LUCIE	310	369	335	302	306	292	300	298	277	238	418	375	349	322	51	4,542
SUMTER	10	2	0	1	2	7	4	7	4	2	7	1	3	2	0	52
SUWANNEE	58	38	37	37	30	33	26	22	19	29	17	19	21	15	6	407
TAYLOR	1	6	10	1	5	15	7	7	10	3	9	5	2	3	2	86
UNION	0	0	0	0	0	0	0	0	0	0	0	0	0	0	36	36
VOLUSIA	1,070	478	458	423	424	409	396	412	387	358	267	247	195	442	99	6,065
WAKULLA	26	8	7	0	0	3	2	3	4	4	5	2	2	0	0	66
WALTON	80	9	8	4	11	10	3	2	1	1	0	0	0	0	0	129
WASHINGTON	46	14	18	6	8	5	5	8	1	1	0	0	0	0	0	112
TOTAL:	49,727	27,080	24,010	23,649	23,408	22,827	22,036	23,535	23,210	22,507	20,573	19,296	17,573	17,335	13,521	350,287

* "Other" shows enrollment submitted by a school as a total number, not separated by grade.

**NUMBER OF PRIVATE SCHOOLS BY DISTRICT
2005-2006**

<u>DISTRICT ID</u>	<u>DISTRICT NAME</u>	<u>SCHOOLS</u>
1	ALACHUA	36
2	BAKER	1
3	BAY	9
4	BRADFORD	7
5	BREVARD	83
6	BROWARD	144
8	CHARLOTTE	14
9	CITRUS	9
10	CLAY	26
11	COLLIER	23
12	COLUMBIA	9
13	DADE	372
14	DE SOTO	4
15	DIXIE	1
16	DUVAL	155
17	ESCAMBIA	31
18	FLAGLER	5
19	FRANKLIN	1
20	GADSDEN	5
21	GILCHRIST	2
23	GULF	1
24	HAMILTON	2
25	HARDEE	1
26	HENDRY	2
27	HERNANDO	11
28	HIGHLANDS	11
29	HILLSBOROUGH	137
30	HOLMES	2
31	INDIAN RIVER	12
32	JACKSON	3
33	JEFFERSON	2
34	LAFAYETTE	1
35	LAKE	38
36	LEE	61
37	LEON	42
38	LEVY	5
40	MADISON	4
41	MANATEE	27
42	MARION	37
43	MARTIN	14
44	MONROE	5
45	NASSAU	8
46	OKALOOSA	13
47	OKEECHOBEE	2
48	ORANGE	152
49	OSCEOLA	34
50	PALM BEACH	108
51	PASCO	31
52	PINELLAS	111
53	POLK	49
54	PUTNAM	15
57	SANTA ROSA	5
58	SARASOTA	37
59	SEMINOLE	55
55	ST. JOHNS	17
56	ST. LUCIE	23
60	SUMTER	1
61	SUWANNEE	4
62	TAYLOR	3
63	UNION	1
64	VOLUSIA	48
65	WAKULLA	2
66	WALTON	3
67	WASHINGTON	1
Total	64	2,078

Comparison of Total PK-12 Public and PK-12 Private School Enrollment 2005-2006



	<u>PK-12 STUDENT ENROLLMENT</u>	<u>PERCENTAGE</u>
Private School	350,287	11.6%
Public School	2,662,658	88.4%
Total K-12 Enrollment	3,012,945	100.0%

Districts with Ten Percent or More of Total K-12 Students Enrolled in Private Schools

<u>DISTRICT</u>	<u>PUBLIC SCHOOL ENROLLMENT</u>	<u>PERCENTAGE</u>	<u>PRIVATE SCHOOL ENROLLMENT</u>	<u>PERCENTAGE</u>	<u>TOTAL K-12</u>
JEFFERSON	1,225	74.9%	410	25.1%	1,635
DUVAL	126,535	81.9%	28,068	18.2%	154,603
LEON	32,316	84.0%	6,146	16.0%	38,462
DADE	362,033	85.2%	62,665	14.8%	424,698
PINELLAS	112,127	85.7%	18,766	14.3%	130,893
ESCAMBIA	43,442	85.9%	7,118	14.1%	50,560
ORANGE	175,307	86.1%	28,389	13.9%	203,696
PALM BEACH	174,911	87.0%	26,128	13.0%	201,039
ALACHUA	29,108	87.3%	4,236	12.7%	33,344
BROWARD	271,470	87.4%	39,024	12.6%	310,494
SEMINOLE	67,473	87.5%	9,682	12.6%	77,155
BREVARD	75,160	87.5%	10,721	12.5%	85,881
SARASOTA	41,884	87.6%	5,955	12.5%	47,839
MARTIN	18,141	88.0%	2,468	12.0%	20,609
ST. LUCIE	36,184	88.9%	4,542	11.2%	40,726
MARION	42,026	88.9%	5,266	11.1%	47,292
LEE	75,579	89.3%	9,043	10.7%	84,622
LAKE	38,052	89.5%	4,486	10.6%	42,538
INDIAN RIVER	17,233	89.5%	2,018	10.5%	19,251
HILLSBOROUGH	193,669	89.6%	22,446	10.4%	216,115

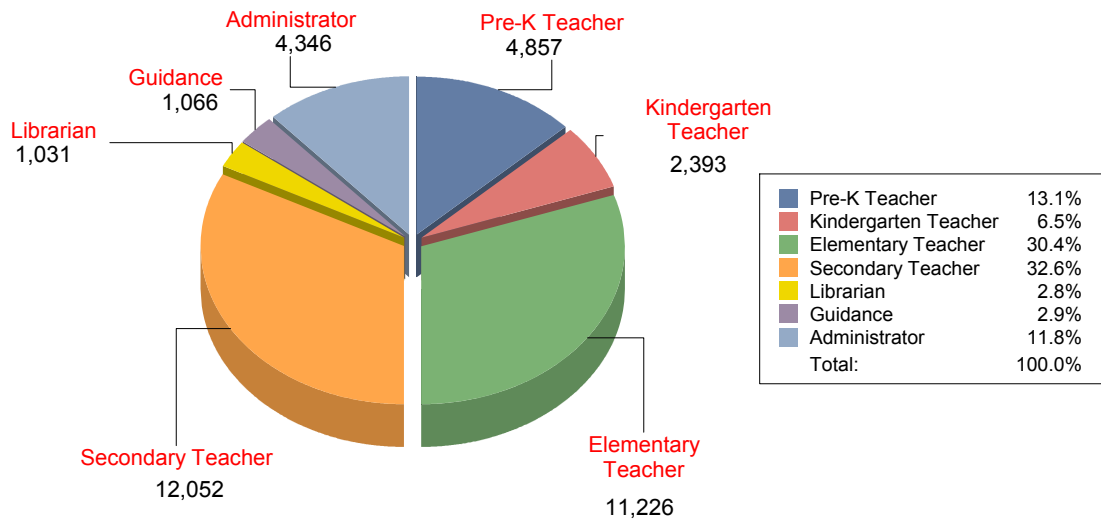
**PK-12 STUDENT ENROLLMENT IN PUBLIC AND PRIVATE SCHOOLS
2005-2006**

DISTRICT	Public School Total Enrollment	Public School Percent of Total	Private School Total Enrollment	Private School Percent of Total	Total PK-12 Enrollment
ALACHUA	29,108	87.30%	4,236	12.70%	33,344
BAKER	4,855	99.69%	15	0.31%	4,870
BAY	27,610	94.39%	1,641	5.61%	29,251
BRADFORD	3,779	91.30%	360	8.70%	4,139
BREVARD	75,160	87.52%	10,721	12.48%	85,881
BROWARD	271,470	87.43%	39,024	12.57%	310,494
CALHOUN	2,274	100.00%	0	0.00%	2,274
CHARLOTTE	17,868	94.73%	994	5.27%	18,862
CITRUS	15,835	93.52%	1,098	6.48%	16,933
CLAY	34,152	91.89%	3,016	8.11%	37,168
COLLIER	43,295	90.88%	4,345	9.12%	47,640
COLUMBIA	10,188	95.39%	492	4.61%	10,680
DADE	362,033	85.24%	62,665	14.76%	424,698
DESOTO	5,019	96.00%	209	4.00%	5,228
DIXIE	2,238	99.42%	13	0.58%	2,251
DUVAL	126,535	81.85%	28,068	18.15%	154,603
ESCAMBIA	43,442	85.92%	7,118	14.08%	50,560
FLAGLER	11,034	94.59%	631	5.41%	11,665
FRANKLIN	1,350	93.43%	95	6.57%	1,445
GADSDEN	6,515	91.07%	639	8.93%	7,154
GILCHRIST	2,893	95.67%	131	4.33%	3,024
GLADES	1,272	100.00%	0	0.00%	1,272
GULF	2,179	94.00%	139	6.00%	2,318
HAMILTON	2,006	94.49%	117	5.51%	2,123
HARDEE	4,967	99.50%	25	0.50%	4,992
HENDRY	7,572	96.94%	239	3.06%	7,811
HERNANDO	21,707	92.61%	1,732	7.39%	23,439
HIGHLANDS	12,128	93.07%	903	6.93%	13,031
HILLSBOROUGH	193,669	89.61%	22,446	10.39%	216,115
HOLMES	3,439	97.78%	78	2.22%	3,517
INDIAN RIVER	17,233	89.52%	2,018	10.48%	19,251
JACKSON	7,455	96.86%	242	3.14%	7,697
JEFFERSON	1,225	74.92%	410	25.08%	1,635
LAFAYETTE	1,066	92.21%	90	7.79%	1,156
LAKE	38,052	89.45%	4,486	10.55%	42,538
LEE	75,579	89.31%	9,043	10.69%	84,622
LEON	32,316	84.02%	6,146	15.98%	38,462
LEVY	6,251	97.31%	173	2.69%	6,424
LIBERTY	1,471	100.00%	0	0.00%	1,471
MADISON	3,032	91.35%	287	8.65%	3,319
MANATEE	42,353	92.65%	3,360	7.35%	45,713
MARION	42,026	88.86%	5,266	11.14%	47,292
MARTIN	18,141	88.02%	2,468	11.98%	20,609
MONROE	8,587	94.34%	515	5.66%	9,102
NASSAU	10,860	92.69%	856	7.31%	11,716
OKALOOSA	30,983	92.45%	2,529	7.55%	33,512
OKEECHOBEE	7,330	97.92%	156	2.08%	7,486
ORANGE	175,307	86.06%	28,389	13.94%	203,696
OSCEOLA	49,779	91.51%	4,620	8.49%	54,399
PALM BEACH	174,911	87.00%	26,128	13.00%	201,039
PASCO	62,768	95.39%	3,033	4.61%	65,801
PINELLAS	112,127	85.66%	18,766	14.34%	130,893
POLK	89,483	91.00%	8,849	9.00%	98,332
PUTNAM	12,274	94.07%	774	5.93%	13,048
SANTA ROSA	25,187	97.18%	731	2.82%	25,918
SARASOTA	41,884	87.55%	5,955	12.45%	47,839
SEMINOLE	67,473	87.45%	9,682	12.55%	77,155
ST. JOHNS	25,734	90.73%	2,630	9.27%	28,364
ST. LUCIE	36,184	88.85%	4,542	11.15%	40,726
SUMTER	7,416	99.30%	52	0.70%	7,468
SUWANNEE	5,948	93.60%	407	6.40%	6,355
TAYLOR	3,378	97.52%	86	2.48%	3,464
UNION	2,288	98.45%	36	1.55%	2,324
VOLUSIA	65,599	91.54%	6,065	8.46%	71,664
WAKULLA	4,914	98.67%	66	1.33%	4,980
WALTON	6,892	98.16%	129	1.84%	7,021
WASHINGTON	3,560	96.95%	112	3.05%	3,672
TOTAL:	2,662,658	88.37%	350,287	11.63%	3,012,945

Private School Instructional and Administrative Personnel 2005-2006

The reported personnel data are based on the Private School Data Base Survey on seven personnel types: pre-k teacher, kindergarten teacher, elementary teacher (grades 1-6), secondary teacher (grades 7-12), librarian and media specialist, guidance personnel, and administrator. Support personnel such as secretaries, aides, paraprofessionals, and volunteers are not included. Statistics for personnel in the named areas reflect actual numbers of such individuals but do not indicate the full range of duties they may perform. Reporting instructions requested that full-time employees who have responsibilities in more than one area be reported in the category where they spend the majority of their time.

Private School Instructional and Administrative Personnel by Type



<u>PERSONNEL TYPE</u>	<u>NUMBER</u>	<u>PERCENTAGE</u>
Pre-K Teacher	4,857	13.1%
Kindergarten Teacher	2,393	6.5%
Elementary Teacher	11,226	30.4%
Secondary Teacher	12,052	32.6%
Librarian	1,031	2.8%
Guidance	1,066	2.9%
Administrator	4,346	11.8%
Total:	36,971	100.0%

**PRIVATE SCHOOL INSTRUCTIONAL AND ADMINISTRATIVE PERSONNEL
2005-2006**

District	Pre-K	Kindergarten	Elementary	Secondary	Librarian	Guidance	Administration	Total
ALACHUA	86	41	178	156	19	21	85	586
BAKER	0	0	1	1	0	0	1	3
BAY	35	13	46	52	6	5	18	175
BRADFORD	2	4	18	11	0	2	6	43
BREVARD	127	80	375	428	30	39	149	1,228
BROWARD	415	186	1,108	1,416	104	111	375	3,715
CHARLOTTE	12	10	45	37	2	2	22	130
CITRUS	15	10	40	33	5	3	15	121
CLAY	38	24	127	113	8	11	53	374
COLLIER	80	25	126	156	13	12	49	461
COLUMBIA	3	6	23	17	4	5	8	66
DADE	1,061	433	1,608	1,827	193	189	789	6,100
DE SOTO	5	2	9	7	0	1	4	28
DIXIE	0	0	1	1	0	1	1	4
DUVAL	327	175	798	899	85	98	401	2,783
ESCAMBIA	108	43	210	224	26	22	74	707
FLAGLER	12	4	16	5	2	1	7	47
FRANKLIN	2	1	6	2	0	0	1	12
GADSDEN	6	4	18	24	1	4	9	66
GILCHRIST	2	1	2	13	2	1	3	24
GULF	3	1	6	5	1	0	2	18
HAMILTON	0	2	8	6	0	0	2	18
HARDEE	0	0	2	2	0	0	2	6
HENDRY	17	2	6	2	1	0	2	30
HERNANDO	28	11	61	53	4	3	18	178
HIGHLANDS	14	9	33	22	5	1	15	99
HILLSBOROUGH	342	174	692	760	66	79	298	2,411
HOLMES	0	0	1	5	0	0	2	8
INDIAN RIVER	13	18	97	89	9	6	38	270
JACKSON	6	4	11	7	1	0	4	33
JEFFERSON	2	3	10	17	1	1	3	37
LAFAYETTE	3	1	3	1	1	0	1	10
LAKE	52	42	185	212	9	13	70	583
LEE	129	74	282	300	27	26	119	957
LEON	131	41	187	202	22	22	93	698
LEVY	1	7	16	11	2	1	6	44
MADISON	2	3	11	11	2	1	4	34
MANATEE	45	30	163	166	8	9	43	464
MARION	91	41	224	246	14	16	51	683
MARTIN	34	21	80	62	9	6	24	236
MONROE	12	6	22	18	2	1	7	68
NASSAU	12	5	27	16	1	1	10	72
OKALOOSA	29	14	84	54	8	9	21	219
OKEECHOBEE	3	2	9	4	2	0	2	22
ORANGE	350	197	1,120	1,103	62	74	312	3,218
OSCEOLA	103	31	111	99	6	10	45	405
PALM BEACH	276	154	835	1,056	85	80	313	2,799
PASCO	49	28	95	117	12	8	47	356
PINELLAS	208	117	698	639	61	56	247	2,026
POLK	151	57	231	247	21	20	91	818
PUTNAM	10	13	51	57	3	6	15	155
SANTA ROSA	16	6	14	15	3	9	7	70
SARASOTA	64	43	245	279	18	14	74	737
SEMINOLE	121	71	344	284	33	23	128	1,004
ST. JOHNS	50	15	70	57	9	6	28	235
ST. LUCIE	32	38	177	164	4	21	37	473
SUMTER	1	1	4	5	0	0	1	12
SUWANNEE	7	5	22	11	0	1	6	52
TAYLOR	0	1	33	25	0	0	4	63
UNION	0	0	2	2	0	0	1	5
VOLUSIA	98	39	190	195	18	15	74	629
WAKULLA	2	1	2	1	1	0	4	11
WALTON	9	2	3	1	0	0	3	18
WASHINGTON	5	1	4	2	0	0	2	14
TOTAL:	4,857	2,393	11,226	12,052	1,031	1,066	4,346	36,971