



FLORIDA DEPARTMENT OF
EDUCATION
fldoe.org

Florida's Private Schools

2024-25 School Year Annual Report

Florida Department of Education
Office of Independent Education and Parental Choice
325 W. Gaines Street
Tallahassee, FL 32399-0400

Phone: 850-245-0502
Toll-free Hotline: 1-800-447-1636
www.floridaschoolchoice.org

Florida's Private Schools

A private school is defined in Section 1002.01(2), Florida Statutes, as “an individual, association, copartnership, or corporation or department, division, or section of such organizations, that designates itself as an educational center that includes kindergarten or a higher grade” and is below the college level. Private elementary and secondary schools in Florida are not licensed, approved, accredited, or regulated by the Florida Department of Education (department). Private schools are required by statute to complete an online annual survey to provide information for inclusion in a statewide Directory of Private Schools.

The Directory of Private Schools is maintained by the department as a service to the public, governmental agencies, and other parties that are interested in obtaining information about Florida private schools. The department’s intent in maintaining the directory is not to regulate, control, approve, or accredit private schools. As such, the accuracy of data submitted pursuant to the annual online survey is not verified by the department and does not imply approval or accreditation. The directory may be accessed online at:

<https://www.floridaschoolchoice.org/information/privateschooldirectory/>.

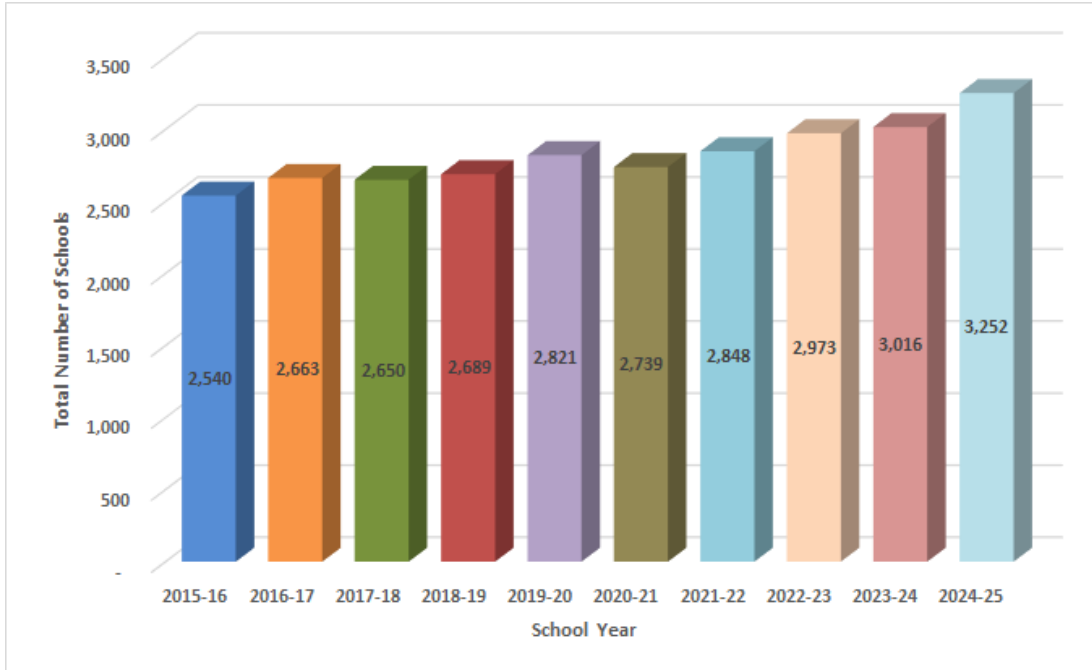
Highlights of the 2024-25 Annual Report

The 2024-25 annual report contains information on students for Florida private schools that completed the online annual survey between August 30, 2024 and June 2, 2025.

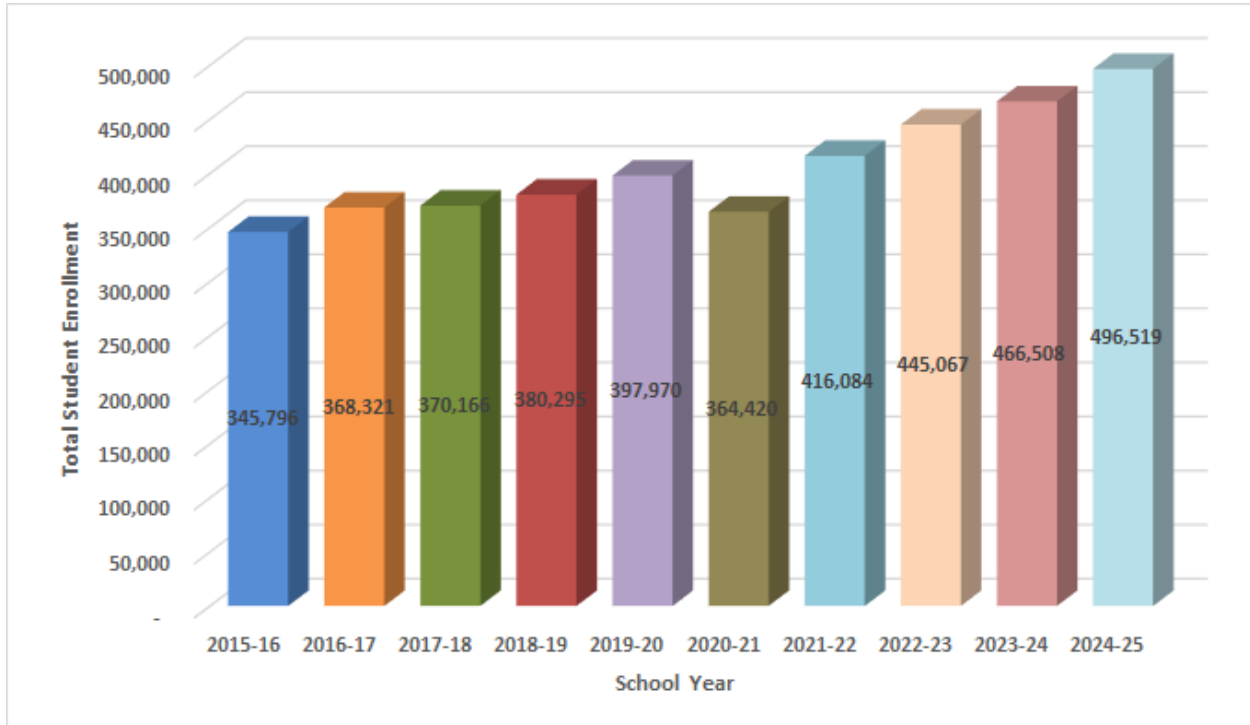
- Of the 496,519 students enrolled in Florida's private schools in 2024-25, 10.1% were enrolled in prekindergarten, 8.2% in kindergarten, 35.5% in grades 1-5, 21.2% in grades 6-8, and 25.0% in grades 9-12.
- Compared with the 2023-24 school year, the total number of private schools that submitted an online annual survey for 2024-25 rose by 236 schools and the reported total PK-12 student enrollment increased by 30,515 students.
- Approximately eighty five percent (85.3%) of personnel employed in private schools were classroom teachers and 14.7% were school administrators.
- Of the 3,252 private schools that submitted enrollment data, nearly 19.2% (623 schools) are located in Miami-Dade County, followed by Broward County (9.9%) and Orange County (8.2%). These three counties alone account for over one-third (37.3%) of all private schools in the state.

** Percentages may not add up to 100 due to rounding.*

Number of Private Schools 2015-16 to 2024-25

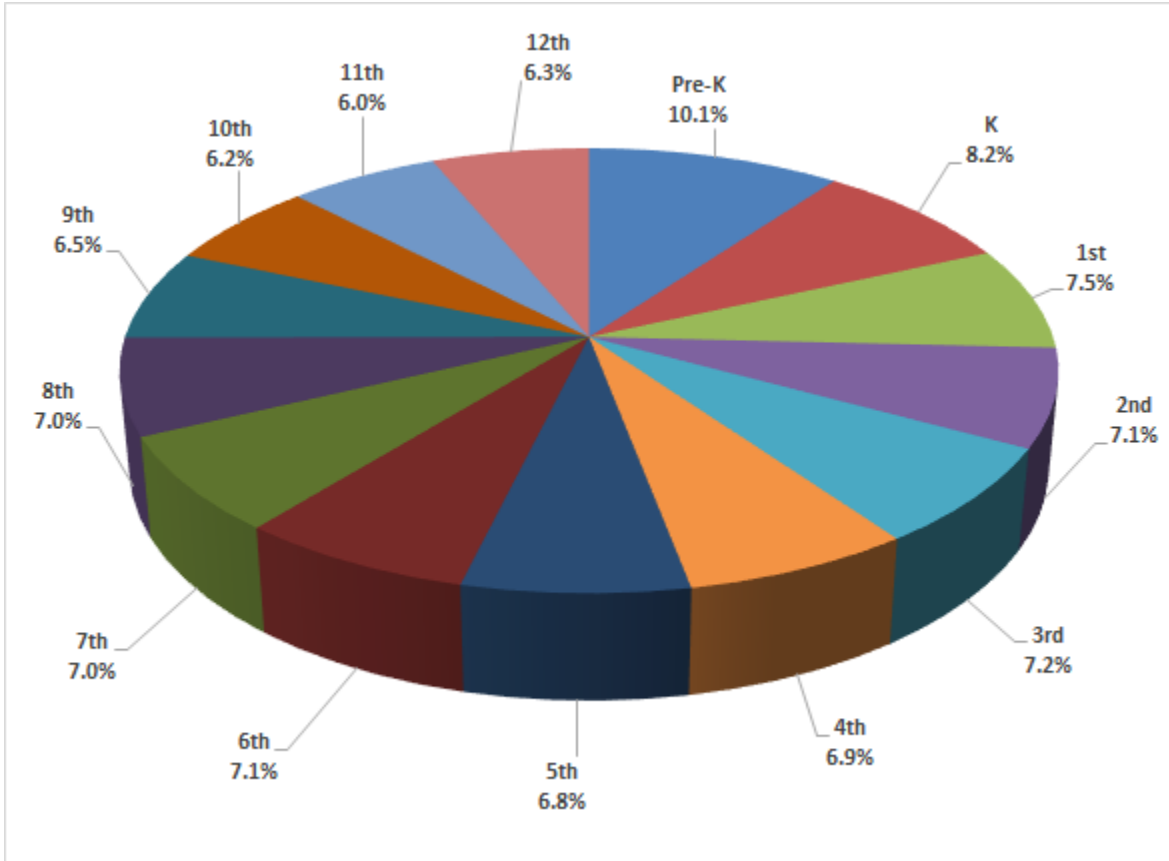


Private School Student Enrollment 2015-16 to 2024-25



School Year	Enrollment	Schools
2024-25	496,519	3,252
2023-24	466,004	3,016
2022-23	445,067	2,973
2021-22	416,084	2,848
2020-21	364,420	2,739
2019-20	397,970	2,821
2018-19	380,295	2,689
2017-18	370,166	2,650
2016-17	368,321	2,663
2015-16	345,796	2,540

Private School Student Enrollment by Grade, 2024-25



GRADE LEVEL	STUDENTS	PERCENTAGE OF TOTAL ENROLLMENT
Pre-K	50,180	10.1%
K	40,524	8.2%
1st	37,290	7.5%
2nd	35,483	7.1%
3rd	35,720	7.2%
4th	34,134	6.9%
5th	33,778	6.8%
6th	35,207	7.1%
7th	34,875	7.0%
8th	34,987	7.0%
9th	32,444	6.5%
10th	30,921	6.2%
11th	29,766	6.0%
12th	31,210	6.3%
Total:	496,519	100.0%

**PRIVATE SCHOOL STUDENT ENROLLMENT BY GRADE LEVEL
2024-25**

District	PK	K	1	2	3	4	5	6	7	8	9	10	11	12	Total
ALACHUA	467	546	465	477	510	502	503	482	425	466	330	273	261	238	5,945
BAKER	0	0	0	1	1	2	9	5	7	7	4	1	7	5	49
BAY	174	149	144	146	159	121	124	127	118	116	83	100	73	68	1,702
BRADFORD	121	64	53	45	53	38	45	49	59	53	57	45	33	32	747
BREVARD	1,160	950	836	826	796	872	832	812	820	752	659	558	539	510	10,922
BROWARD	6,133	4,195	3,974	3,660	3,580	3,388	3,456	3,714	3,720	3,734	4,359	4,004	4,112	3,769	55,798
CHARLOTTE	183	147	141	149	151	129	140	161	133	138	46	39	21	18	1,596
CITRUS	165	170	159	153	148	139	128	130	130	105	59	69	55	54	1,664
CLAY	184	204	199	178	206	203	230	228	255	277	241	274	244	176	3,099
COLLIER	774	385	355	413	398	379	400	420	479	469	463	411	416	393	6,155
COLUMBIA	54	100	123	123	137	135	126	147	152	159	103	94	79	60	1,592
DADE	11,498	7,753	6,771	6,148	6,085	5,611	5,454	5,443	5,290	5,829	5,955	6,240	6,281	7,994	92,352
DESOTO	91	68	58	58	55	45	37	57	55	52	34	33	23	22	688
DIXIE	0	3	1	6	8	12	5	13	6	13	21	18	17	13	136
DUVAL	2,717	2,259	1,998	2,011	2,066	1,985	1,921	2,235	2,205	2,109	2,067	2,003	1,917	1,845	29,338
ESCAMBIA	877	890	866	845	859	841	826	824	850	803	627	583	518	486	10,695
FLAGLER	193	181	197	224	196	203	180	208	211	180	143	89	81	110	2,396
FRANKLIN	8	10	2	5	4	1	4	3	2	1	4	6	0	9	59
GADSDEN	30	47	49	47	63	56	54	42	67	49	50	39	43	56	692
GILCHRIST	22	38	39	35	31	40	50	46	41	39	28	23	26	32	490
GLADES	0	16	19	11	15	16	17	21	21	19	19	7	15	11	207
GULF	26	15	10	14	9	10	9	11	12	8	11	4	0	1	140
HAMILTON	0	28	21	22	28	20	33	30	43	53	45	62	45	43	473
HARDEE	14	11	14	11	8	10	10	7	3	6	1	1	1	2	99
HENDRY	35	46	38	43	48	47	48	61	49	60	50	51	32	17	625
HERNANDO	192	253	260	251	254	231	245	274	238	233	213	169	148	190	3,151
HIGHLANDS	138	179	150	140	167	153	144	147	149	133	73	64	38	36	1,711
HILLSBOROUGH	2,922	2,543	2,382	2,291	2,268	2,211	2,195	2,277	2,259	2,167	1,912	1,701	1,514	1,442	30,084
HOLMES	0	3	6	6	6	6	8	2	13	14	9	11	4	6	94
INDIAN RIVER	197	184	160	166	142	131	156	180	170	165	111	88	91	70	2,011
JACKSON	29	30	32	31	50	37	34	29	29	28	18	21	22	17	407
JEFFERSON	44	37	34	43	37	50	38	33	34	46	25	32	33	32	518
LAFAYETTE	11	12	6	5	9	7	10	2	7	11	6	2	4	5	97
LAKE	718	678	602	541	586	531	494	553	513	503	379	354	311	264	7,027
LEE	1,695	880	773	703	765	726	716	792	794	756	690	611	561	542	11,004
LEON	629	554	470	488	415	415	449	409	434	437	378	364	307	449	6,198
LEVY	1	23	25	18	24	24	29	19	27	26	26	30	30	22	324
LIBERTY	0	2	1	1	6	2	2	4	1	3	0	1	1	1	25
MADISON	7	13	6	9	14	10	9	5	2	1	1	1	4	5	87
MANATEE	378	320	288	315	266	281	299	343	383	409	372	379	393	388	4,814
MARION	666	628	616	586	596	572	515	580	539	535	390	381	320	286	7,210
MARTIN	1,534	1,244	1,243	1,222	1,231	1,222	1,199	1,189	1,163	1,176	1,074	1,074	1,086	1,072	16,729
MONROE	190	84	76	63	64	57	62	59	53	58	23	16	16	0	821
NASSAU	193	162	143	151	116	120	127	104	99	83	58	41	46	49	1,492
OKALOOSA	366	301	290	268	274	255	216	177	186	167	137	99	106	70	2,912
OKEECHOBEE	111	63	35	56	40	37	42	36	30	25	24	24	13	9	545
ORANGE	2,962	3,098	2,934	2,700	2,675	2,604	2,517	2,758	2,886	2,882	2,558	2,382	2,314	2,086	37,356
OSCEOLA	915	985	918	851	864	817	823	914	893	941	777	765	765	784	12,012
PALM BEACH	3,246	2,406	2,224	2,130	2,138	2,125	2,050	2,155	2,190	2,166	2,221	2,240	2,202	2,564	32,057
PASCO	416	518	498	460	479	432	473	423	400	432	421	367	340	385	6,044
PINELLAS	1,754	1,490	1,462	1,441	1,452	1,423	1,490	1,570	1,531	1,528	1,278	1,257	1,135	1,143	19,954
POLK	960	1,188	1,207	1,182	1,273	1,166	1,302	1,304	1,283	1,335	1,111	912	873	849	15,945
PUTNAM	51	84	76	62	83	68	71	54	61	52	59	62	47	41	871
SANTA ROSA	334	303	280	256	272	248	197	196	184	156	127	122	91	91	2,857
SARASOTA	588	573	486	479	508	454	472	458	473	487	495	505	453	410	6,841
SEMINOLE	1,661	1,270	1,098	1,059	1,065	1,040	1,024	1,088	1,004	908	711	648	642	622	13,840
ST. JOHNS	559	402	372	374	373	402	416	371	364	338	200	151	127	133	4,582
ST. LUCIE	686	617	565	520	567	511	470	520	495	462	479	453	399	518	7,262
SUMTER	0	3	9	10	9	9	10	10	5	5	8	7	6	4	95
SUWANNEE	32	62	57	50	60	53	66	60	62	65	65	54	47	208	941
TAYLOR	0	33	42	21	44	39	29	33	36	32	26	25	19	20	399
UNION	0	7	5	5	1	3	1	5	3	0	0	1	0	0	31
VOLUSIA	763	799	752	722	733	727	630	679	639	622	451	417	366	382	8,682
WAKULLA	37	16	16	16	15	12	12	14	15	13	13	21	17	7	224
WALTON	218	140	114	99	123	81	67	74	55	63	39	21	23	30	1,147
WASHINGTON	51	62	45	41	42	37	28	31	20	27	27	21	13	14	459
TOTAL:	50,180	40,524	37,290	35,483	35,720	34,134	33,778	35,207	34,875	34,987	32,444	30,921	29,766	31,210	496,519

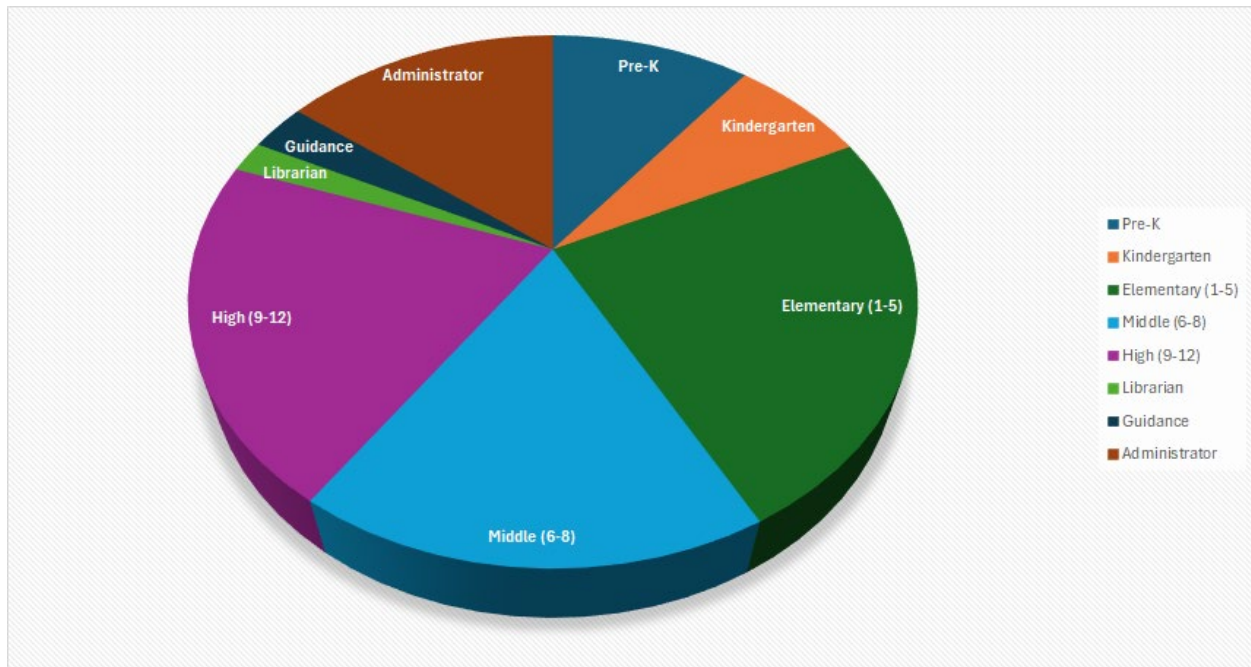
Number of Private Schools by District, 2024-25

<u>DISTRICTID</u>	<u>DISTRICTNAME</u>	<u>SCHOOLS</u>
1	ALACHUA	40
2	BAKER	2
3	BAY	21
4	BRADFORD	4
5	BREVARD	92
6	BROWARD	323
7	CALHOUN	0
8	CHARLOTTE	12
9	CITRUS	10
10	CLAY	26
11	COLLIER	24
12	COLUMBIA	15
13	DADE	623
14	DESOTO	4
15	DIXIE	2
16	DUVAL	163
17	ESCAMBIA	45
18	FLAGLER	19
19	FRANKLIN	3
20	GADSDEN	6
21	GILCHRIST	5
22	GLADES	3
23	GULF	2
24	HAMILTON	6
25	HARDEE	3
26	HENDRY	4
27	HERNANDO	25
28	HIGHLANDS	17
29	HILLSBOROUGH	182
30	HOLMES	2
31	INDIAN RIVER	19
32	JACKSON	5
33	JEFFERSON	2
34	LAFAYETTE	1
35	LAKE	60
36	LEE	62
37	LEON	45
38	LEVY	5
39	LIBERTY	1
40	MADISON	3
41	MANATEE	37
42	MARION	46
43	MARTIN	24
44	MONROE	6
45	NASSAU	12
46	OKALOOSA	25
47	OKEECHOBEE	5
48	ORANGE	268
49	OSCEOLA	95
50	PALM BEACH	164
51	PASCO	60
52	PINELLAS	144
53	POLK	116
54	PUTNAM	10
55	ST. JOHNS	33
56	ST. LUCIE	55
57	SANTA ROSA	16
58	SARASOTA	52
59	SEMINOLE	81
60	SUMTER	3
61	SUWANNEE	9
62	TAYLOR	5
63	UNION	2
64	VOLUSIA	77
65	WAKULLA	2
66	WALTON	14
67	WASHINGTON	5
TOTAL	67	3,252

Private School Instructional and Administrative Personnel 2024-25

The reported personnel data are based on the online Private School Annual Survey and include eight personnel types: pre-k teacher, kindergarten teacher, elementary school teacher (1-5), middle school teacher (6-8), high school teacher (9-12), librarian and media specialist, guidance personnel, and administrator. Support personnel such as secretaries, aides, paraprofessionals, and volunteers are not included. Statistics for personnel in the named areas reflect actual numbers of such individuals but do not indicate the full range of duties they may perform. Reporting instructions requested that full-time employees who have responsibilities in more than one area be reported in the category where they spend the majority of their time.

Private School Instructional and Administrative Personnel by Type



<u>PERSONNEL TYPE</u>	<u>NUMBER</u>	<u>PERCENTAGE</u>
Pre-K	6,087	10.6%
Kindergarten	4,133	7.2%
Elementary (1-5)	13,853	24.2%
Middle (6-8)	10,040	17.5%
High (9-12)	11,888	20.8%
Librarian	1,112	1.9%
Guidance	1,695	3.0%
Administrator	8,418	14.7%
Total:	57,226	100.0%

**PRIVATE SCHOOL INSTRUCTIONAL AND ADMINISTRATIVE PERSONNEL
2024-25**

District	Pre-K	KG	Elementary	Middle	High	Librarian	Guidance	Admin	Total
ALACHUA	52	58	200	130	120	22	12	98	692
BAKER	0	0	2	2	3	0	0	2	9
BAY	18	19	60	39	35	5	5	32	213
BRADFORD	21	5	17	13	17	3	4	9	89
BREVARD	129	105	334	256	224	28	37	215	1,328
BROWARD	726	436	1,462	999	1,389	125	210	933	6,280
CHARLOTTE	26	15	54	38	12	4	3	19	171
CITRUS	10	16	52	34	19	8	3	29	171
CLAY	21	18	75	55	96	10	19	65	359
COLLIER	109	53	244	212	208	18	15	119	978
COLUMBIA	12	12	51	44	37	6	5	30	197
DADE	1,464	793	2,520	1,577	2,008	220	336	1,536	10,454
DESOTO	10	6	20	13	14	3	1	10	77
DIXIE	0	1	5	5	6	0	0	2	19
DUVAL	301	215	667	572	693	75	90	542	3,155
ESCAMBIA	80	58	226	166	143	21	21	108	823
FLAGLER	28	18	56	30	21	3	2	35	193
FRANKLIN	3	2	3	2	4	2	2	3	21
GADSDEN	2	3	18	12	19	1	0	16	71
GILCHRIST	3	4	12	8	9	2	7	10	55
GLADES	0	2	4	3	3	0	2	1	15
GULF	4	2	6	5	3	0	0	2	22
HAMILTON	0	5	7	8	10	1	2	5	38
HARDEE	1	2	5	3	2	0	0	4	17
HENDRY	7	5	20	19	13	3	2	8	77
HERNANDO	20	25	92	66	66	4	5	53	331
HIGHLANDS	16	16	57	40	32	2	3	23	189
HILLSBOROUGH	331	290	904	700	645	61	122	527	3,580
HOLMES	0	1	5	4	2	2	0	4	18
INDIAN RIVER	26	21	69	52	46	5	5	33	257
JACKSON	4	3	17	6	8	2	2	9	51
JEFFERSON	5	2	12	8	10	1	1	5	44
LAFAYETTE	1	1	5	2	2	1	0	1	13
LAKE	91	77	231	144	134	23	22	124	846
LEE	352	101	266	194	220	15	27	153	1,328
LEON	81	63	185	205	192	14	24	129	893
LEVY	1	3	13	9	12	2	3	8	51
LIBERTY	0	0	3	1	0	0	0	1	5
MADISON	1	3	4	1	1	1	1	2	14
MANATEE	52	34	127	115	228	8	22	93	679
MARION	82	58	213	148	171	16	20	90	798
MARTIN	29	33	164	197	268	9	18	69	787
MONROE	17	10	25	18	10	3	3	13	99
NASSAU	24	14	54	30	23	4	5	34	188
OKALOOSA	48	40	107	68	66	6	6	57	398
OKEECHOBEE	12	5	13	9	9	3	2	6	59
ORANGE	358	347	1,121	835	1,134	83	119	702	4,699
OSCEOLA	111	93	305	183	209	25	36	196	1,158
PALM BEACH	411	256	1,007	803	1,143	83	167	600	4,470
PASCO	87	65	197	136	203	9	29	119	845
PINELLAS	221	171	666	533	601	53	73	408	2,726
POLK	109	124	445	358	369	32	65	266	1,768
PUTNAM	7	12	34	15	19	3	5	15	110
SANTA ROSA	29	26	78	31	40	5	4	37	250
SARASOTA	78	61	211	155	195	14	21	116	851
SEMINOLE	186	116	402	289	338	26	47	265	1,669
ST. JOHNS	47	31	144	96	67	8	9	83	485
ST. LUCIE	82	54	169	108	109	8	22	118	670
SUMTER	1	2	5	3	2	0	0	4	17
SUWANNEE	4	8	24	16	21	0	3	14	90
TAYLOR	0	4	12	8	7	3	2	5	41
UNION	0	2	2	0	0	0	0	2	6
VOLUSIA	96	89	280	170	140	16	21	176	988
WAKULLA	3	1	5	6	9	0	1	4	29
WALTON	32	14	46	25	21	1	1	17	157
WASHINGTON	5	4	14	8	8	1	1	4	45
TOTAL:	6,087	4,133	13,853	10,040	11,888	1,112	1,695	8,418	57,226