



FLORIDA DEPARTMENT OF
EDUCATION
fldoe.org

John M. McKay Scholarship Program

November 2017 Quarterly Report

The John M. McKay Scholarships for Students with Disabilities Program allows parents of students with disabilities to choose the best academic environment for their children. This program provides eligible students the opportunity to attend a participating private school or transfer to another public school. Eligible students include students who have been issued an Individualized Education Plan (IEP) or a 504 Accommodation Plan that is effective for more than 6 months.

This report contains private school and student statistics for the September 2017 and November 2017 payment periods of the 2017-18 school year. Percentages are rounded.

The next quarterly report will be available: February 2018

Office of
Independent Education
and Parental Choice

Phone: (850) 245-0502
Toll-free Hotline: 1(800) 447-1636
www.floridaschoolchoice.org

McKay Scholarship Payment for Students with IEPs and 504 Plans

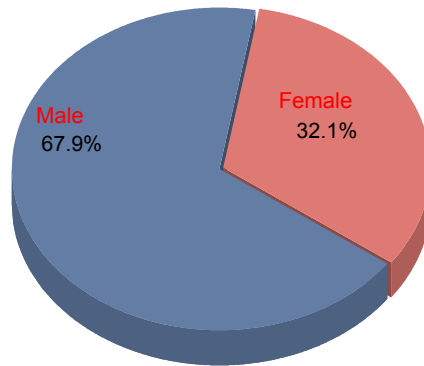
DISTRICT	DISTRICT NAME	STUDENTS	PERCENT	PAYMENT AMOUNT	PERCENT
1	ALACHUA	334	1.13%	\$946,842.00	0.88%
2	BAKER	30	0.10%	\$99,023.00	0.09%
3	BAY	224	0.76%	\$918,975.23	0.85%
4	BRADFORD	66	0.22%	\$180,977.00	0.17%
5	BREVARD	1,354	4.58%	\$4,796,205.23	4.45%
6	BROWARD	2,427	8.20%	\$9,519,016.25	8.83%
7	CALHOUN				
8	CHARLOTTE	148	0.50%	\$459,148.25	0.43%
9	CITRUS	89	0.30%	\$251,896.25	0.23%
10	CLAY	389	1.31%	\$1,274,515.50	1.18%
11	COLLIER	166	0.56%	\$719,872.75	0.67%
12	COLUMBIA	186	0.63%	\$528,873.75	0.49%
13	DADE	4,692	15.86%	\$20,562,105.11	19.08%
14	DESOTO	62	0.21%	\$177,349.50	0.16%
15	DIXIE	82	0.28%	\$240,042.50	0.22%
16	DUVAL	2,926	9.89%	\$10,076,316.75	9.35%
17	ESCAMBIA	383	1.29%	\$1,215,565.00	1.13%
18	FLAGLER	72	0.24%	\$219,219.75	0.20%
19	FRANKLIN				
20	GADSDEN	52	0.18%	\$152,376.50	0.14%
21	GILCHRIST	41	0.14%	\$130,667.25	0.12%
22	GLADES				
23	GULF				
24	HAMILTON	24	0.08%	\$75,207.46	0.07%
25	HARDEE				
26	HENDRY	23	0.08%	\$61,008.00	0.06%
27	HERNANDO	270	0.91%	\$953,545.25	0.88%
28	HIGHLANDS	65	0.22%	\$186,538.25	0.17%
29	HILLSBOROUGH	1,794	6.06%	\$6,100,069.50	5.66%
30	HOLMES				
31	INDIAN RIVER	98	0.33%	\$289,117.00	0.27%
32	JACKSON	13	0.04%	\$41,640.25	0.04%
33	JEFFERSON				
34	LAFAYETTE				
35	LAKE	570	1.93%	\$1,724,062.50	1.60%
36	LEE	405	1.37%	\$1,379,985.52	1.28%
37	LEON	250	0.85%	\$882,143.50	0.82%
38	LEVY	101	0.34%	\$223,445.25	0.21%
39	LIBERTY				
40	MADISON				
41	MANATEE	624	2.11%	\$2,553,847.00	2.37%
42	MARION	436	1.47%	\$1,210,535.25	1.12%
43	MARTIN	117	0.40%	\$420,368.00	0.39%
44	MONROE	29	0.10%	\$90,719.50	0.08%
45	NASSAU	123	0.42%	\$382,940.25	0.36%
46	OKALOOSA	259	0.88%	\$958,984.00	0.89%
47	OKEECHOBEE	43	0.15%	\$142,239.50	0.13%
48	ORANGE	2,265	7.66%	\$9,107,123.00	8.45%
49	OSCEOLA	968	3.27%	\$3,149,135.75	2.92%
50	PALM BEACH	1,497	5.06%	\$5,391,015.50	5.00%
51	PASCO	777	2.63%	\$2,566,964.19	2.38%
52	PINELLAS	1,150	3.89%	\$3,870,352.53	3.59%
53	POLK	1,324	4.48%	\$3,848,004.00	3.57%
54	PUTNAM	64	0.22%	\$173,863.50	0.16%
55	ST. JOHNS	262	0.89%	\$1,100,944.00	1.02%
56	ST. LUCIE	204	0.69%	\$709,407.00	0.66%
57	SANTA ROSA	94	0.32%	\$343,010.00	0.32%
58	SARASOTA	412	1.39%	\$1,603,490.02	1.49%
59	SEMINOLE	718	2.43%	\$2,742,640.47	2.54%
60	SUMTER	42	0.14%	\$132,482.25	0.12%
61	SUWANNEE	82	0.28%	\$200,105.23	0.19%
62	TAYLOR				
63	UNION	17	0.06%	\$49,215.75	0.05%
64	VOLUSIA	520	1.76%	\$1,956,932.04	1.82%
65	WAKULLA	35	0.12%	\$89,604.50	0.08%
66	WALTON	25	0.08%	\$66,165.75	0.06%
67	WASHINGTON	23	0.08%	\$93,575.74	0.09%
71	FLVS-FT	52	0.18%	\$130,094.75	0.12%
99	LAB SCHLS	26	0.09%	\$97,399.00	0.09%
TOTAL:	69	29,582	100.00%	\$107,778,869.52	100.00%

Note: Blanks indicate less than 11 students per district and are not displayed but calculated in total in order to protect student confidentiality.

Private Schools by District Serving McKay Students

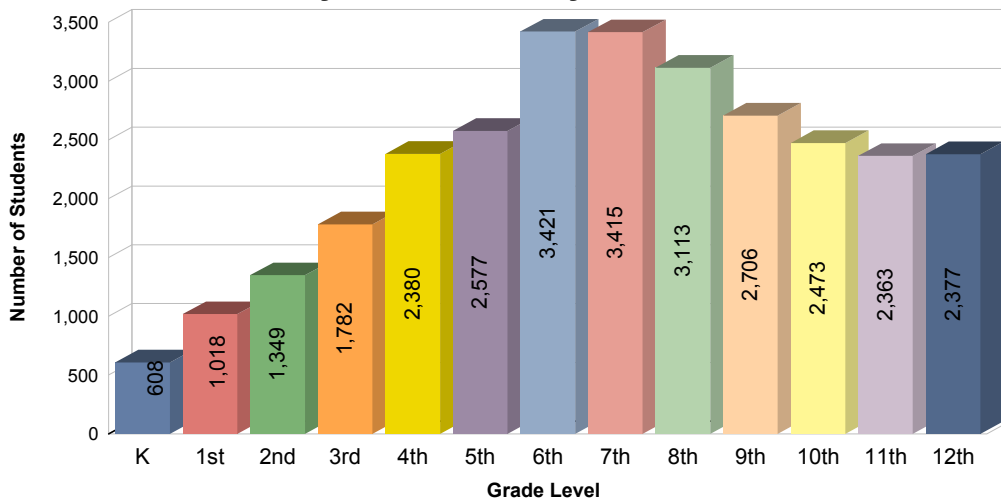
DISTRICT	DISTRICT NAME	SCHOOLS
1	ALACHUA	17
2	BAKER	3
3	BAY	5
4	BRADFORD	5
5	BREVARD	63
6	BROWARD	121
8	CHARLOTTE	8
9	CITRUS	6
10	CLAY	18
11	COLLIER	14
12	COLUMBIA	12
13	DADE	231
14	DESOTO	1
15	DIXIE	2
16	DUVAL	103
17	ESCAMBIA	21
18	FLAGLER	5
20	GADSDEN	5
21	GILCHRIST	2
22	GLADES	1
23	GULF	1
24	HAMILTON	3
25	HARDEE	1
26	HENDRY	2
27	HERNANDO	11
28	HIGHLANDS	6
29	HILLSBOROUGH	78
31	INDIAN RIVER	6
32	JACKSON	1
33	JEFFERSON	1
34	LAFAYETTE	1
35	LAKE	33
36	LEE	28
37	LEON	22
38	LEVY	4
41	MANATEE	24
42	MARION	26
43	MARTIN	5
44	MONROE	3
45	NASSAU	6
46	OKALOOSA	10
47	OKEECHOBEE	2
48	ORANGE	118
49	OSCEOLA	38
50	PALM BEACH	63
51	PASCO	34
52	PINELLAS	72
53	POLK	54
54	PUTNAM	4
55	ST. JOHNS	14
56	ST. LUCIE	15
57	SANTA ROSA	4
58	SARASOTA	27
59	SEMINOLE	42
60	SUMTER	1
61	SUWANNEE	4
62	TAYLOR	1
63	UNION	1
64	VOLUSIA	34
65	WAKULLA	3
66	WALTON	3
67	WASHINGTON	2
TOTAL:	62	1,451

McKay Enrollment by Gender



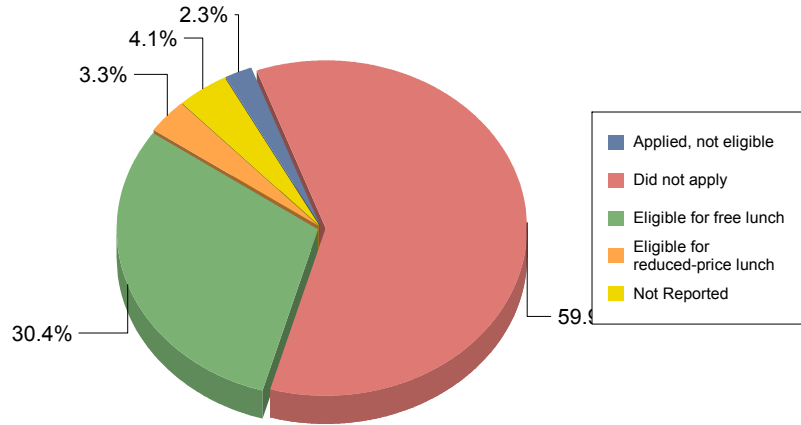
<u>GENDER</u>	<u>STUDENTS</u>	<u>PERCENTAGE</u>
Male	20,090	67.9%
Female	9,492	32.1%
Total:	29,582	100.0%

McKay Enrollment by Grade Level



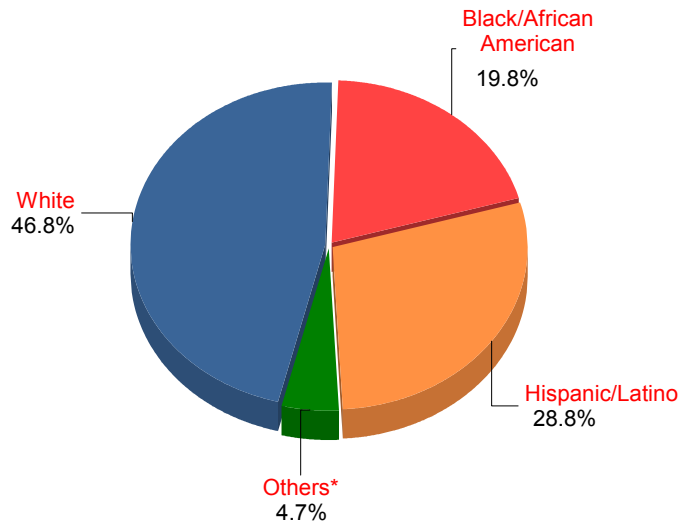
<u>GRADE LEVEL</u>	<u>STUDENTS</u>	<u>PERCENTAGE</u>
K	608	2.1%
1st	1,018	3.4%
2nd	1,349	4.6%
3rd	1,782	6.0%
4th	2,380	8.0%
5th	2,577	8.7%
6th	3,421	11.6%
7th	3,415	11.5%
8th	3,113	10.5%
9th	2,706	9.1%
10th	2,473	8.4%
11th	2,363	8.0%
12th	2,377	8.0%
Total:	29,582	100.0%

McKay Eligibility for Free/Reduced-Price Lunch



<u>LUNCH PROGRAMS</u>	<u>STUDENTS</u>	<u>PERCENTAGE</u>
Applied, not eligible	681	2.3%
Did not apply	17,734	59.9%
Eligible for free lunch	8,980	30.4%
Eligible for reduced-price lunch	966	3.3%
Not Reported	1,221	4.1%
Total:	29,582	100.0%

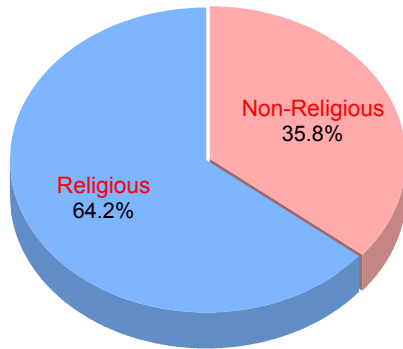
McKay Race/Ethnicity



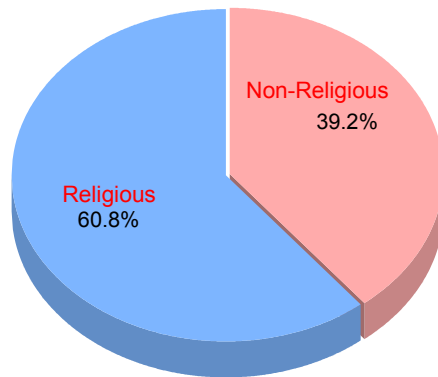
<u>RACE</u>	<u>STUDENTS</u>	<u>PERCENTAGE</u>
White	13,830	46.8%
Black/African American	5,862	19.8%
Hispanic/Latino	8,506	28.8%
Others*	1,384	4.7%
Total:	29,582	100.0%

**Others* includes students who are American Indian or Alaskan Native, Asian, Native Hawaiian or Other Pacific Islander, Multiracial, and Race Not Reported.

Private School by Type Participating in McKay Scholarship Program



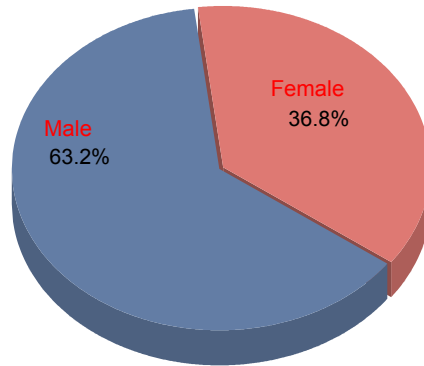
McKay Enrollment by Type of Private School



<u>SCHOOL TYPE</u>	<u>SCHOOLS</u>	<u>%</u>	<u>STUDENTS</u>	<u>%</u>
Non-Religious	519	35.8%	11,607	39.2%
Religious	932	64.2%	18,039	60.8%
Total:	1,451	100.0%	29,646 *	100.0%

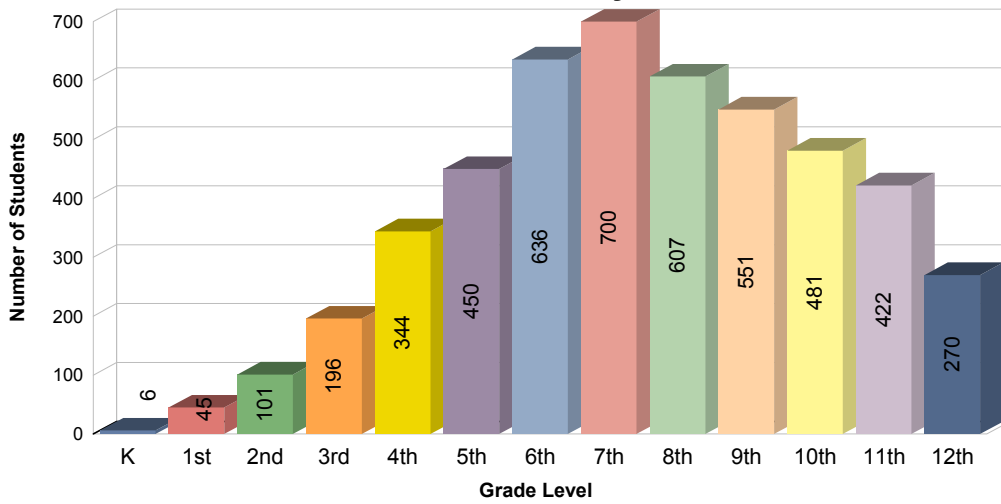
*Indicates that 64 students (duplicated) attended more than one school (religious and non-religious) during the September 2017 and November 2017 payment periods of the 2017-18 school year.

504 Student Enrollment by Gender



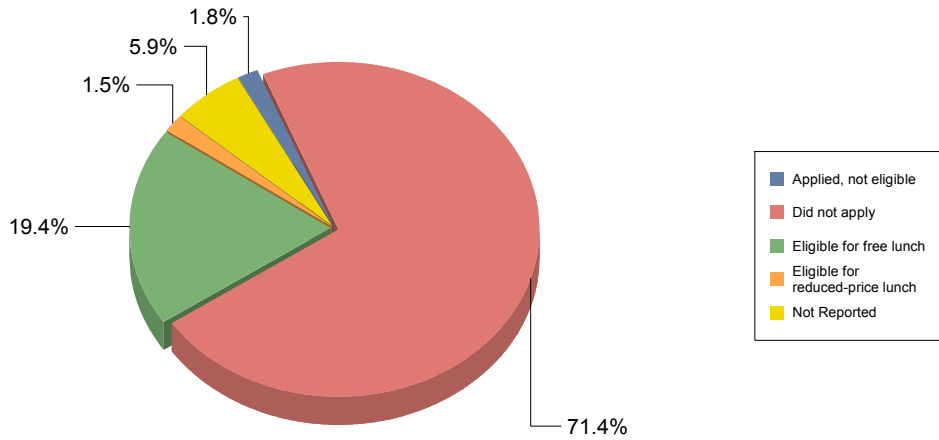
<u>GENDER</u>	<u>STUDENTS</u>	<u>PERCENTAGE</u>
Male	3,038	63.2%
Female	1,771	36.8%
Total:	4,809	100.0%

504 Student Enrollment by Grade Level



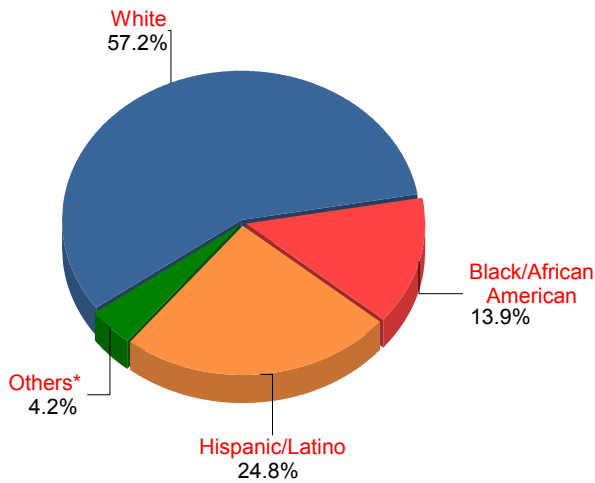
<u>GRADE LEVEL</u>	<u>STUDENTS</u>	<u>PERCENTAGE</u>
K	6	0.1%
1st	45	0.9%
2nd	101	2.1%
3rd	196	4.1%
4th	344	7.2%
5th	450	9.4%
6th	636	13.2%
7th	700	14.6%
8th	607	12.6%
9th	551	11.5%
10th	481	10.0%
11th	422	8.8%
12th	270	5.6%
Total:	4,809	100.0%

504 Student Eligibility for Free/Reduced-Price Lunch



<u>LUNCH PROGRAMS</u>	<u>STUDENTS</u>	<u>PERCENTAGE</u>
Applied, not eligible	86	1.8%
Did not apply	3,435	71.4%
Eligible for free lunch	931	19.4%
Eligible for reduced-price lunch	73	1.5%
Not Reported	284	5.9%
Total:	4,809	100.0%

504 Student Race/Ethnicity



<u>RACE</u>	<u>STUDENTS</u>	<u>PERCENTAGE</u>
White	2,749	57.2%
Black/African American	668	13.9%
Hispanic/Latino	1,192	24.8%
Others*	200	4.2%
Total:	4,809	100.0%

**"Others" includes students who are Asian, American Indian or Alaskan Native, Native Hawaiian or Other Pacific Islander, Multiracial, and Race Not Reported.

Private Schools by District Serving 504 Students

DISTRICT	DISTRICT NAME	SCHOOLS
1	ALACHUA	14
2	BAKER	2
3	BAY	3
4	BRADFORD	5
5	BREVARD	39
6	BROWARD	62
8	CHARLOTTE	8
9	CITRUS	5
10	CLAY	13
11	COLLIER	10
12	COLUMBIA	9
13	DADE	115
14	DESOTO	1
15	DIXIE	2
16	DUVAL	70
17	ESCAMBIA	13
18	FLAGLER	2
20	GADSDEN	2
21	GILCHRIST	2
24	HAMILTON	1
26	HENDRY	1
27	HERNANDO	9
28	HIGHLANDS	6
29	HILLSBOROUGH	63
31	INDIAN RIVER	6
32	JACKSON	1
34	LAFAYETTE	1
35	LAKE	26
36	LEE	20
37	LEON	11
38	LEVY	3
41	MANATEE	13
42	MARION	22
43	MARTIN	5
44	MONROE	3
45	NASSAU	5
46	OKALOOSA	4
47	OKEECHOBEE	2
48	ORANGE	79
49	OSCEOLA	29
50	PALM BEACH	42
51	PASCO	23
52	PINELLAS	55
53	POLK	43
54	PUTNAM	4
55	ST. JOHNS	12
56	ST. LUCIE	7
57	SANTA ROSA	3
58	SARASOTA	17
59	SEMINOLE	28
61	SUWANNEE	4
63	UNION	1
64	VOLUSIA	14
65	WAKULLA	3
66	WALTON	2
67	WASHINGTON	1
TOTAL:	56	946