



FLORIDA DEPARTMENT OF  
**EDUCATION**  
fldoe.org

# Florida Tax Credit Scholarship Program

## November 2022 Quarterly Report

The Florida Tax Credit (FTC) Scholarship Program was established in 2001 to encourage private, voluntary contributions from corporate donors to non-profit scholarship funding organizations (SFOs) that award scholarships to children from low-income families. Two Scholarship Funding Organizations (SFOs) are approved to participate for the 2022-23 school year. A corporation can receive a dollar-for-dollar tax credit up to 100% of its state income tax liability. The program also includes credits against the insurance premium tax for contributions to eligible non-profit SFOs, credits against severance taxes on oil and gas production, self-accrued sales tax liabilities of direct pay permit holders, and alcoholic beverage taxes on beer, wine, and spirits. The maximum amount the state may award is \$1.09 billion in credits for the 2022-23 fiscal year. This program expands educational opportunities and school choice for children of families that have limited financial resources.

This report contains private school and student statistics for the September 2022 and November 2022 payment periods of the 2022-23 school year.

Percentages are rounded.

The next quarterly report will be available: February 2023

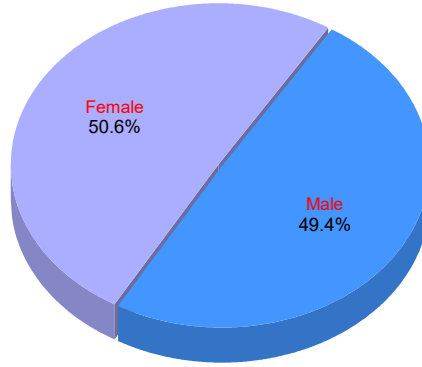
Office of Independent Education and Parental Choice | Phone: (850) 245-0502  
Toll-free Hotline: 1(800) 447-1636  
[www.floridaschoolchoice.org](http://www.floridaschoolchoice.org)



## Private Schools by District Serving FTC Students

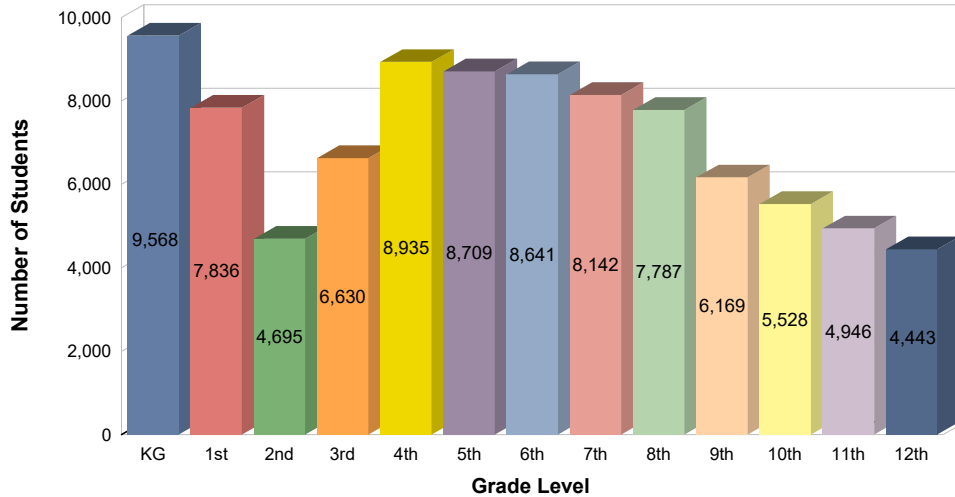
DISTRICT	DISTRICT NAME	SCHOOLS
1	ALACHUA	27
2	BAKER	3
3	BAY	10
4	BRADFORD	4
5	BREVARD	61
6	BROWARD	185
8	CHARLOTTE	7
9	CITRUS	7
10	CLAY	19
11	COLLIER	15
12	COLUMBIA	11
13	DADE	413
14	DESOTO	3
15	DIXIE	2
16	DUVAL	108
17	ESCAMBIA	29
18	FLAGLER	9
19	FRANKLIN	2
20	GADSDEN	4
21	GILCHRIST	3
22	GLADES	1
23	GULF	1
24	HAMILTON	3
25	HARDEE	1
26	HENDRY	3
27	HERNANDO	19
28	HIGHLANDS	12
29	HILLSBOROUGH	106
30	HOLMES	1
31	INDIAN RIVER	9
32	JACKSON	2
33	JEFFERSON	2
34	LAFAYETTE	1
35	LAKE	36
36	LEE	31
37	LEON	32
38	LEVY	4
39	LIBERTY	1
40	MADISON	2
41	MANATEE	24
42	MARION	33
43	MARTIN	11
44	MONROE	4
45	NASSAU	8
46	OKALOOSA	12
47	OKEECHOBEE	4
48	ORANGE	166
49	OSCEOLA	56
50	PALM BEACH	95
51	PASCO	34
52	PINELLAS	93
53	POLK	72
54	PUTNAM	5
55	ST. JOHNS	15
56	ST. LUCIE	33
57	SANTA ROSA	8
58	SARASOTA	30
59	SEMINOLE	52
60	SUMTER	1
61	SUWANNEE	5
62	TAYLOR	2
63	UNION	1
64	VOLUSIA	54
65	WAKULLA	2
66	WALTON	6
67	WASHINGTON	2
<b>TOTAL:</b>	<b>66</b>	<b>2,017</b>

## FTC Student Enrollment by Gender



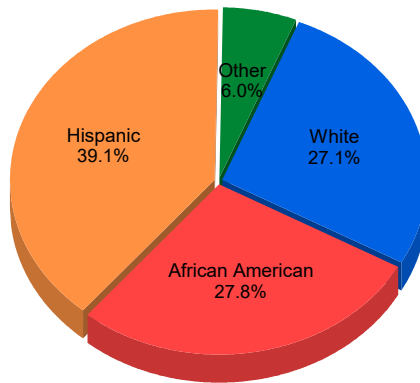
<u>GENDER</u>	<u>STUDENTS</u>	<u>PERCENTAGE</u>
Male	45,457	49.4%
Female	46,572	50.6%
<b>Total:</b>	<b>92,029</b>	<b>100.0%</b>

## FTC Student Enrollment by Grade Level



<u>GRADE LEVEL</u>	<u>STUDENTS</u>	<u>PERCENTAGE</u>
KG	9,568	10.4%
1st	7,836	8.5%
2nd	4,695	5.1%
3rd	6,630	7.2%
4th	8,935	9.7%
5th	8,709	9.5%
6th	8,641	9.4%
7th	8,142	8.8%
8th	7,787	8.5%
9th	6,169	6.7%
10th	5,528	6.0%
11th	4,946	5.4%
12th	4,443	4.8%
<b>Total:</b>	<b>92,029</b>	<b>100.0%</b>

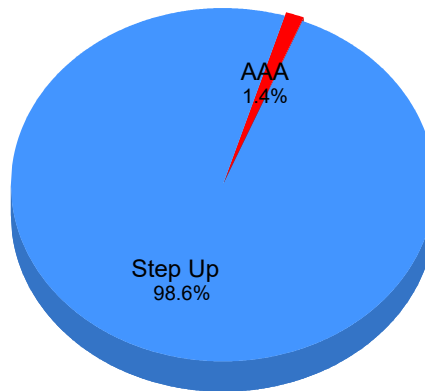
## FTC Student Enrollment by Race/Ethnicity



<u>RACE</u>	<u>STUDENTS</u>	<u>PERCENTAGE</u>
White	24,915	27.1%
African American	25,626	27.8%
Hispanic	36,001	39.1%
Other*	5,487	6.0%
<b>Total:</b>	<b>92,029</b>	<b>100.0%</b>

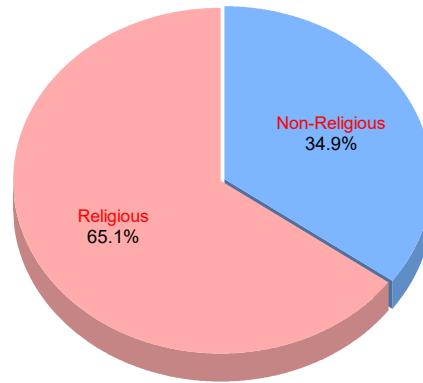
\* "Other" include students who are Asian, Native American, and Multiracial.

## FTC Student Enrollment by SFO



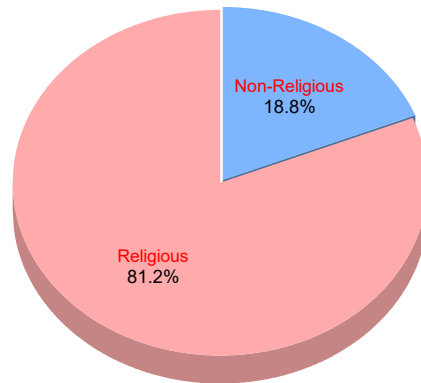
<u>SFO</u>	<u>STUDENTS</u>	<u>PERCENTAGE</u>
Step Up For Students	90,707	98.6%
AAA Scholarship Foundation, LLC	1,322	1.4%
<b>Total:</b>	<b>92,029</b>	<b>100.0%</b>

## Private Schools Participating in FTC by Type



<u>SCHOOL TYPE</u>	<u>SCHOOLS</u>	<u>PERCENTAGE</u>
Non-Religious	704	34.9%
Religious	1,313	65.1%
<b>Total:</b>	<b>2,017</b>	<b>100.0%</b>

## FTC Student Enrollment by Type of Private School



<u>SCHOOL TYPE</u>	<u>STUDENTS</u>	<u>PERCENTAGE</u>
Non-Religious	17,360	18.8%
Religious	74,855	81.2%
<b>Total:</b>	<b>92,215*</b>	<b>100.0%</b>

\* Indicates that 186 students (duplicated) attended more than one private school (Religious and Non-Religious) during the September 2022 and November 2022 reporting periods.