



FLORIDA DEPARTMENT OF  
**EDUCATION**  
fdoe.org

Understanding FAST Grades 3–10 ELA  
Reading and Grades 3–8 Mathematics  
and B.E.S.T. Algebra 1 and Geometry  
EOC Reports for Families

---

April 2023

# Understanding Florida Assessment of Student Thinking (FAST) Reports for Families

## Introduction

In the 2022–2023 school year, all Florida schools transitioned to the Florida **Benchmark for Excellent Student Thinking (B.E.S.T.) content standards** for English Language Arts (ELA) Reading and Mathematics (including Algebra 1 and Geometry EOC) and to the **Florida Assessment of Student Thinking (FAST)** for Grades 3–10 ELA Reading and Grades 3–8 Mathematics. The first administration for the B.E.S.T. standards for Algebra 1 and Geometry was in Winter 2022.

Please see the [FAST Grades 3–10 Fact Sheet](#) and [B.E.S.T. Algebra 1 and Geometry Fact Sheet](#) for more information on the FAST and B.E.S.T. EOC programs.

There will be three progress monitoring (PM) windows for FAST:

- **PM1** – because this administration occurs at the very beginning of the school year, it is designed to provide a baseline score so teachers can track student progress in learning the B.E.S.T. Standards from PM1 through PM3.
- **PM2** – this administration will provide a mid-year score to compare to the baseline score from PM1.
- **PM3** – this last administration will provide a summative score that will accurately measure student mastery of the B.E.S.T. Standards at the end of the school year.

The dates for each PM window can be found in the [2022-23 Statewide Assessment Schedule](#).

Most students, including English Language Learners (ELLs) and exceptional student education (ESE) students, enrolled in the tested grade levels or courses participate in FAST test administrations. Allowable accommodations are provided to ELL and ESE students who have accommodations documented on their Individual Education Plans (IEPs) or Section 504 Plans.

## Testing Format

The FAST grades 3–10 ELA Reading and 3–8 Mathematics and B.E.S.T. Algebra 1 and Geometry EOC assessments are **computer-adaptive tests (CATs)**. Sample items may be accessed through the [Sample Test Materials](#) area of the FAST Portal.

Paper-based accommodated test forms will be provided for students who have a paper-based accommodation listed on their IEP or Section 504 Plan. Accommodated paper-based forms include regular print, large print, braille, and one-item-per-page. Computer-based accommodations include answer masking and text-to-speech (TTS).

## FAST and B.E.S.T EOC Scores

The FAST and B.E.S.T. EOC results are reported at the student, teacher, school, district, and state levels.

The following provides information for grades 3–10 FAST ELA Reading, grades 3–8 FAST Mathematics, and B.E.S.T Algebra 1 and Geometry EOC about what will be reported:

- Scores will be linked to the 2021-2022 performance standards.
- Students will receive an overall scale score and achievement level for the score on the linked scale.

- Students will also receive reporting category scale scores and achievement levels by reporting categories.
- Teachers will see results, by benchmark, at the student and classroom level. This information can help teachers identify areas where a student may need additional support.
- School and districts will see all results at their school and district level.
- Percentile ranks will be reported after each PM window closes for FAST assessments.
- Comparisons at the school, district, and state levels will be provided for B.E.S.T. EOCs.

## Scale Scores and Achievement Levels

For the 2022–2023 school year, FAST ELA Reading and Mathematics and B.E.S.T. Algebra 1 and Geometry EOC provisional **Scale Scores** and **achievement levels** are linked to the 2021-2022 score scale, and **standard setting** will begin in Summer 2023 to establish a new FAST scale. The scales on which students receive scores differ by grade and subject. Achievement levels describe a student’s success with the content assessed. As required by state law, achievement levels range from 1 to 5, with Level 1 as the lowest and Level 5 as the highest. For all assessments, Level 3 indicates on-grade-level performance.

### PM1 and PM2 Scores

Each progress monitoring test covers the full “test blueprint,” meaning that all content expectations for that subject and grade level are assessed. Therefore, for PM1 and PM2, your student may not yet be at grade level; however, this does not necessarily indicate that a student is not on track to succeed. It is important for teachers and families to understand that score information is intended to provide baseline and mid-year results for PM1 and PM2, respectively. These results are for informational purposes only and should be used to identify areas that may need additional instruction and support. These results should not be considered student achievement designations.

### PM3 Scores

PM3 provides a summative score at the end of the year to measure student mastery of the grade-level content standards. The PM3 student report will show a student’s performance for all three windows for comparison, if the student participated in each PM opportunity.

## Family Portal

The results for FAST and B.E.S.T. EOC are available in the Family Portal. You can access your student's FAST and B.E.S.T. EOC results in the portal using login information provided by your student's school. You will need your student's six-digit access code (provided by the school), date of birth, and first name, as it appears on school records. You will be able to see and print your student's scale score, achievement level, and a bar graph indicating the student's scale score and where it falls in the achievement level. A sample is shown below. The PDF version of the FAST Individual Student Report (ISR) is available for PM1 and PM2 administrations.

Some districts have partnered with Cambium to include a link to the Family Portal as part of their district parent portal. If this is the case in your district, then it will not be necessary to have the access code. You will only need the login information for the district portal. Please speak to your school if you are not sure if this applies to you.

The screenshot displays the Family Portal interface for a student. At the top, the Florida Department of Education logo is on the left, and the text 'Family Portal' is in the center. On the right, there are links for 'Print' and 'Sign Out'. Below this is a blue header for 'FDOEUAT-A Testing' with the student ID 'DM349009000868' and date of birth '07/01/2012'. The main content area is titled 'FDOEUAT-A's Scores for 2022-2023 School Year' and includes filters for 'Sorted by: Most Recent Test' and 'Subjects: All'. There are two main result cards: 'FAST ELA Reading' and 'FAST Mathematics'. Each card shows the student's most recent test score, date taken, test window, and a bar graph comparing the score to achievement levels. The ELA Reading score is 385 (Level 5) and the Mathematics score is 373 (Level 5). Both cards include a 'Download Detailed Report' button. A mastery definition is provided at the bottom of each card.

**FAST ELA Reading** [View All Tests](#)

Your Child's Most Recent Test  
**FAST Grade 5 ELA Reading**

Date Taken: 07/21/2022    Test Window: PM1 2022-23    Score: **385**    [Download Detailed Report](#)

Level	Score
Level 1	257
Level 2	304
Level 3	321
Level 4	336
Level 5	352
<b>Your Child's Score</b>	<b>385</b>

Mastery: Students who score in Level 5 demonstrate mastery of the B.E.S.T. Standards for their grade. They are highly likely to excel in the next grade.

**FAST Mathematics** [View All Tests](#)

**FAST Grade 5 Mathematics**

Date Taken: 07/20/2022    Test Window: PM1 2022-23    Score: **373**    [Download Detailed Report](#)

Level	Score
Level 1	256
Level 2	306
Level 3	320
Level 4	334
Level 5	350
<b>Your Child's Score</b>	<b>388</b>

Mastery: Students who score in Level 5 demonstrate mastery of the B.E.S.T. Standards for their grade. They are highly likely to excel in the next grade.

Copyright © 2023 Cambium Assessment, Inc. All rights reserved. | [Terms of Use](#)

## Individual Student Reports

On the following pages, you will find explanations of the different sections of the Individual Student Report (ISR) for FAST and B.E.S.T. EOC. Your student's school may provide this report electronically through your district's parent portal or a printed copy may be provided. Several of the features on the report, such as performance comparisons over time, will not be meaningful until a student participates in more than one PM window.


Your student's teacher has access to this report. They may use it to see how your student performed on each individual benchmark assessed and to identify potential strengths and/or weaknesses that can help focus instruction.

## FAST Individual Student Report

### Page 1 of the FAST Individual Student Report

The top of the Individual Student Report contains student, school, and district information, as well as the grade-level/subject test the student took. The example shown is for a Grade 4 FAST ELA Reading test.

- **Score information:** The **blue**-shaded area displays the student's scale score, achievement level, percentile rank (after the test window has closed), and a chart indicating the student's scale score and where it falls in the achievement level.
- **Score comparison:** The **purple**-shaded area allows you to see how your student's scale score compares with their peers at the school, district, and state level.
- **Notes for families:** The **orange**-shaded area contains important notes for families.
- **Performance by Reporting Category:** The **green**-shaded section displays the student's achievement level (below, at/near, or above the standard) for each reporting category in the test. These classifications indicate a student's level of success with items that assess the benchmarks within each category.



## Reporting

## Individual Student Report

---

**Student, Demo**

Student ID: DM999999999999 | Student DOB: 7/2/2009 | Enrolled Grade: 4  
 Date Taken: 5/2/2023 | Test Reason: PM3 2022-23

**Grade 4 FAST ELA Reading 2022-2023**

Demo District  
Demo School

---

**Scale Score: 327    Achievement Level: Level 4    Percentile Rank: 72**

How Did Your Student Do on the Test?

**Score 327**

**How Did Your Student Do on the Test?**

- Level 5 Mastery:** Students who score in Level 5 demonstrate mastery of the B.E.S.T. Standards for their grade. They are highly likely to excel in the next grade.
- Level 4 Proficient:** Students who score in Level 4 demonstrate proficiency in the B.E.S.T. Standards for their grade. They are likely to excel in the next grade.
- Level 3 On-Grade-Level:** Students who score in Level 3 demonstrate on-grade-level mastery of the B.E.S.T. Standards for their grade. They may need additional support to excel in the next grade.
- Level 2 Below Satisfactory:** Students who score in Level 2 demonstrate a below satisfactory level of mastery of the B.E.S.T. Standards for their grade. To be prepared for the next grade, they are likely to need substantial support.
- Level 1 Inadequate:** Students who score in Level 1 demonstrate an inadequate level of mastery of the B.E.S.T. Standards for their grade. To be prepared for the next grade, they are highly likely to need substantial support.

How Does Your Child's Score Compare?

Name	Average Scale Score
Florida	317
Demo District	320
Demo School	321

**Please note, for the 2022-2023 school year only, student achievement levels are provisional, and are linked to the 2021-2022 reporting scale, as required by Florida law. For 2023-2024 and beyond, scores will be reported on a new scale after the State Board of Education adopts new student achievement expectations in fall of 2023.**

Percentile rank will be reported after the PM window closes. This rank will indicate where your student's performance falls compared to all other students who took the same test in this window.

Please visit the FAST Portal at [www.ffast.org](http://www.ffast.org) to access additional information and resources, including a Parent Guide that explains each element of this report and what it means for your student.

Students in grades 3-5 who scored a Level 1 or Level 2 may be eligible to receive free books on a monthly basis through the New Worlds Reading Initiative. Visit <http://newworldsreading.com> for more information.

Students in grades 3-5 who scored a Level 1 or Level 2 may be eligible for a \$500 reading scholarship to be used for instructional materials, tutoring, and summer or after school educational programs. Visit <http://Stepupforstudents.org/reading> for more information.

Please note, the information in the comparison table is based on the averages at the time this report was generated.

---

How Did Your Student Perform on Different Areas of the Test?


▲ Below the Standard    ▣ At/Near the Standard    ✔ Above the Standard

Category	Achievement Level	Achievement Level Description
1. Reading Across Genres & Vocabulary	<span style="color: green;">✔</span>	The student performance is above the standard.
2. Reading Informational Text	<span style="color: gray;">▣</span>	The student performance is at/near the standard.
3. Reading Prose and Poetry	<span style="color: green;">✔</span>	The student performance is above the standard.

## Page 2 of the FAST Individual Student Report

The second page of the student report contains additional information that will be more meaningful once a student has participated in more than one PM window for the current school year.

- **Longitudinal Trend Chart:** The **blue**-shaded area displays a student’s achievement level over time. The bottom of the chart indicates the date when the student took each test so you can compare performance between PM1, PM2, and PM3.
- **Progress Table:** The **green**-shaded area contains the same information as the trend chart in a table that lists the date and time of each test, the PM window, the test name, scale score, and achievement level.



### Reporting

### Individual Student Report

---

**Student, Demo**

Student ID: DM9999999999 | Student DOB: 7/2/2009 | Enrolled Grade: 4  
 Date Taken: 5/2/2023 | Test Reason: PM3 2022-23

**Grade 4 FAST ELA Reading 2022-2023**

Demo District  
Demo School

---

Scale Score: 327

Achievement Level: Level 4

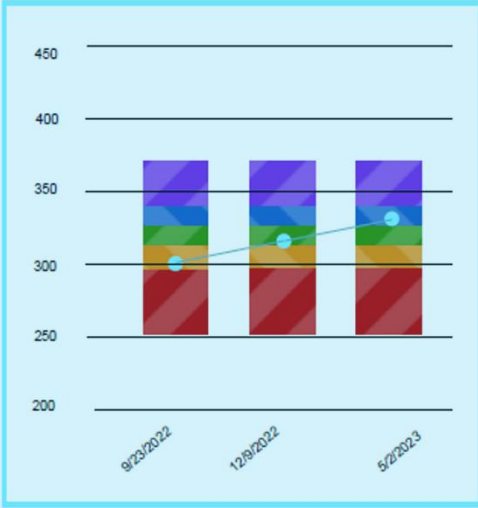
Percentile Rank: 72

---

**Your Student's Progress**

**Longitudinal Trend Chart Information**

The chart below reports your student's performance over time. The shaded areas in multiple colors indicate the scale score range in each achievement level. Each progress monitoring assessment covers the full-year content expectations for a particular grade level and subject. Therefore, at the beginning of the school year (PM1) and at the middle of the school year (PM2), students may not yet be at grade level, however, this does not necessarily indicate that a student is not on track to succeed by the end of the school year (PM3). The results from PM1 and PM2 are for informational purposes only, providing teachers and families information to help guide instruction and support throughout the school year based on a student's strengths and weaknesses.



**Legend**

- Level 1
- Level 2
- Level 3
- Level 4
- Level 5
- Student Score

---

**Your Student's Progress**


Date	Test Reason	Test Label	Scale Score	Achievement Level
9/23/2022 12:00:00 AM	PM1 2022-23	FAST Grade 4 ELA Reading	300	Level 2
12/9/2022 12:00:00 AM	PM2 2022-23	Grade 4 FAST ELA Reading	312	Level 3
5/2/2023 12:00:00 AM	PM3 2022-23	Grade 4 FAST ELA Reading	327	Level 4

More information on achievement levels and reporting categories can be found on pages 9–11 of this guide.

### Page 3 Onwards of the FAST Individual Student Report

The third and remaining pages of the student report contains information on how the student performed on the test.

- **Points Earned Table:** The orange-shaded area displays the total number of items for each reporting category, the points earned, and the points possible.

Reporting		Individual Student Report
		
<b>Student, Demo</b>		<b>Grade 4 FAST ELA Reading 2022-2023</b>
Student ID: DM999999999999   Student DOB: 7/2/2009   Enrolled Grade: 4 Date Taken: 5/2/2023   Test Reason: PM3 2022-23		Demo District Demo School
<b>Scale Score: 327</b>	<b>Achievement Level: Level 4</b>	<b>Percentile Rank: 72</b>
<b>How Did Your Student Perform on Each Test Question?</b>		
<b>1. Reading Across Genres &amp; Vocabulary</b>		
Question #	Benchmark	Points Earned/ Points Possible
1	Apply knowledge of common Greek and Latin roots, base words, and affixes to determine the meaning of unfamiliar words in grade-level content.	1/1
2	Use context clues, figurative language, word relationships, reference materials, and/or background knowledge to determine the meaning of multiple-meaning and unknown words and phrases, appropriate to grade level.	1/1
5	Summarize a text to enhance comprehension:	1/1
8	Explain how figurative language contributes to meaning in text(s).	1/1
12	Compare and contrast accounts of the same event using primary and/or secondary sources.	0/1
15	Use context clues, figurative language, word relationships, reference materials, and/or background knowledge to determine the meaning of multiple-meaning and unknown words and phrases, appropriate to grade level.	1/1
18	Summarize a text to enhance comprehension:	1/1
19	Explain how figurative language contributes to meaning in text(s).	1/1
23	Compare and contrast accounts of the same event using primary and/or secondary sources.	1/1
24	Compare and contrast accounts of the same event using primary and/or secondary sources.	0/1
25	Use context clues, figurative language, word relationships, reference materials, and/or background knowledge to determine the meaning of multiple-meaning and unknown words and phrases, appropriate to grade level.	1/1
29	Explain how figurative language contributes to meaning in text(s).	1/1
31	Summarize a text to enhance comprehension:	0/1
34	Apply knowledge of common Greek and Latin roots, base words, and affixes to determine the meaning of unfamiliar words in grade-level content.	1/1
37	Explain how figurative language contributes to meaning in text(s).	1/1
38	Summarize a text to enhance comprehension:	0/1
<b>2. Reading Informational Text</b>		
Question #	Benchmark	Points Earned/ Points Possible
3	Explain an author's perspective toward a topic in an informational text.	1/1
4	Explain how text features contribute to the meaning and identify the text structures of problem/solution, sequence, and description in texts.	1/1
6	Explain how relevant details support the central idea, implied or explicit.	1/1
7	Explain how text features contribute to the meaning and identify the text structures of problem/solution, sequence, and description in texts.	0/1
9	Explain an author's claim and the reasons and evidence used to support the claim.	1/1
10	Explain an author's perspective toward a topic in an informational text.	0/1
11	Explain how relevant details support the central idea, implied or explicit.	0/1
26	Explain an author's perspective toward a topic in an informational text.	1/1
27	Explain an author's claim and the reasons and evidence used to support the claim.	1/1
28	Explain an author's claim and the reasons and evidence used to support the claim.	1/1
30	Explain how text features contribute to the meaning and identify the text structures of problem/solution, sequence, and description in texts.	0/1
32	Explain how relevant details support the central idea, implied or explicit.	0/1




## B.E.S.T. EOC Individual Student Report

### Page 1 of the B.E.S.T. EOC Individual Student Report

The top of the Individual Student Report contains student, school, and district information, as well as the grade-level/subject assessment the student took. The example shown in the following graphic is for a B.E.S.T. Algebra 1 EOC test:

- **Score information:** The **blue**-shaded area displays the student's scale score, achievement level, and a chart indicating the student's scale score and where it falls in the achievement level.
- **Score comparison:** The **purple**-shaded area allows you to see how your student's scale score compares with their peers at the school, district, and state level.
- **Notes for families:** The **orange**-shaded area contains important notes for families. This information may change between administrations.
- **Performance by Reporting Category:** The **green**-shaded section displays the student's achievement level (below, at/near, or above the standard) for each reporting category on the test. These classifications indicate a student's level of success with items that assess the benchmarks within each category.



## Reporting

## Individual Student Report

---

**LName, FName**

Student ID: DM999999999999 | Student DOB: 6/23/2011 | Enrolled Grade: 9  
Date Taken: 5/2/2023 | Test Reason: B.E.S.T. Spring 2022-23

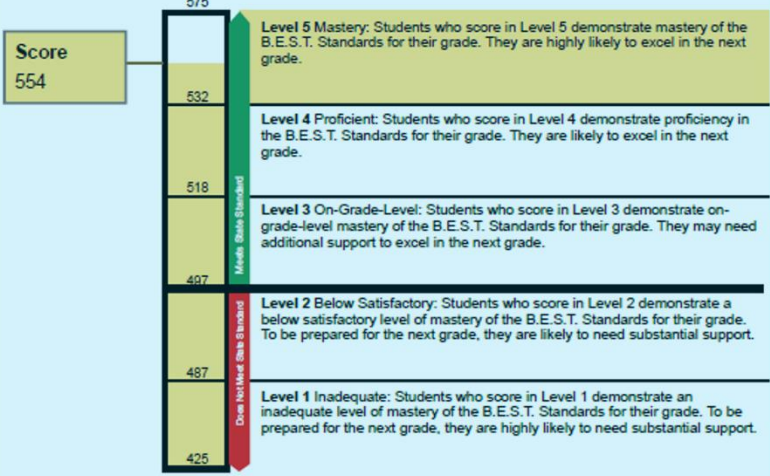
**B.E.S.T. Algebra 1 EOC 2022-2023**

Demo District  
Demo School

---

**Scale Score: 554      Achievement Level: Level 5**

How Did Your Student Do on the Test?



**Level 5 Mastery:** Students who score in Level 5 demonstrate mastery of the B.E.S.T. Standards for their grade. They are highly likely to excel in the next grade.

**Level 4 Proficient:** Students who score in Level 4 demonstrate proficiency in the B.E.S.T. Standards for their grade. They are likely to excel in the next grade.

**Level 3 On-Grade-Level:** Students who score in Level 3 demonstrate on-grade-level mastery of the B.E.S.T. Standards for their grade. They may need additional support to excel in the next grade.

**Level 2 Below Satisfactory:** Students who score in Level 2 demonstrate a below satisfactory level of mastery of the B.E.S.T. Standards for their grade. To be prepared for the next grade, they are likely to need substantial support.

**Level 1 Inadequate:** Students who score in Level 1 demonstrate an inadequate level of mastery of the B.E.S.T. Standards for their grade. To be prepared for the next grade, they are highly likely to need substantial support.

How Does Your Student's Score Compare?

Name	Average Scale Score
Florida	508
Demo District	512
Demo School	507

Please note, for the 2022-2023 school year only, student achievement levels are provisional, and are linked to the 2021-2022 reporting scale, as required by Florida law. For 2023-2024 and beyond, scores will be reported on a new scale after the State Board of Education adopts new student achievement expectations in fall of 2023.

Please visit the FAST Portal at [www.ffast.org](http://www.ffast.org) to access additional information and resources, including a Parent Guide that explains each element of this report and what it means for your student.

Please note, the information in the comparison table is based on the averages at the time this report was generated.

---

How Did Your Student Perform on Different Areas of the Test?


⚠ Below the Standard   
 ☑ At/Near the Standard   
 ✔ Above the Standard

Category	Achievement Level	Achievement Level Description
1. Expressions, Functions, and Data Analysis	✔	The student performance is above the standard.
2. Linear Relationships	✔	The student performance is above the standard.
3. Non-Linear Relationships	✔	The student performance is above the standard.

## Page 2 Onwards of the B.E.S.T. EOC Individual Student Report

The second and remaining pages of the student report contains information on how the student performed on the test.

- **Points Earned Table:** The **orange**-shaded area displays the total number of items for each reporting category, the points earned, and the points possible.

 <span style="font-size: 1.2em; font-weight: bold;">Reporting</span>		Individual Student Report
<b>LName, FName</b> Student ID: DM999999999992   Student DOB: 6/23/2011   Enrolled Grade: 9 Date Taken: 5/2/2023   Test Window: B.E.S.T. Spring 2022-23		<b>B.E.S.T. Algebra 1 EOC 2022-2023</b> Demo District Demo School
<b>Scale Score: 554</b> <b>Achievement Level: Level 5</b>		
<b>How Did Your Student Perform on Each Test Question?</b>		
<b>1. Expressions, Functions, and Data Analysis</b>		
Question #	Benchmark	Points Earned/ Points Possible
1	Lorem ipsum dolor sit amet, consectetur adipiscing elit. Mauris ultricies dolor vitae lectus viverra, et volutpat est sollicitudin. Pellentesque id dapibus du...	1/1
2	Lorem ipsum dolor sit amet, consectetur adipiscing elit. Mauris ultricies dolor vitae lectus viverra, et volutpat est sollicitudin. Pellentesque id dapibus du...	1/1
3	Lorem ipsum dolor sit amet, consectetur adipiscing elit. Mauris ultricies dolor vitae lectus viverra, et volutpat est sollicitudin. Pellentesque id dapibus du...	1/1
4	Lorem ipsum dolor sit amet, consectetur adipiscing elit. Mauris ultricies dolor vitae lectus viverra, et volutpat est sollicitudin. Pellentesque id dapibus du...	1/1
5	Lorem ipsum dolor sit amet, consectetur adipiscing elit. Mauris ultricies dolor vitae lectus viverra, et volutpat est sollicitudin. Pellentesque id dapibus du...	1/1
6	Lorem ipsum dolor sit amet, consectetur adipiscing elit. Mauris ultricies dolor vitae lectus viverra, et volutpat est sollicitudin. Pellentesque id dapibus du...	1/1
7	Lorem ipsum dolor sit amet, consectetur adipiscing elit. Mauris ultricies dolor vitae lectus viverra, et volutpat est sollicitudin. Pellentesque id dapibus du...	1/1
8	Lorem ipsum dolor sit amet, consectetur adipiscing elit. Mauris ultricies dolor vitae lectus viverra, et volutpat est sollicitudin. Pellentesque id dapibus du...	1/1
9	Lorem ipsum dolor sit amet, consectetur adipiscing elit. Mauris ultricies dolor vitae lectus viverra, et volutpat est sollicitudin. Pellentesque id dapibus du...	1/1
10	Lorem ipsum dolor sit amet, consectetur adipiscing elit. Mauris ultricies dolor vitae lectus viverra, et volutpat est sollicitudin. Pellentesque id dapibus du...	1/1
<b>2. Linear Relationships</b>		
Question #	Benchmark	Points Earned/ Points Possible
11	Lorem ipsum dolor sit amet, consectetur adipiscing elit. Mauris ultricies dolor vitae lectus viverra, et volutpat est sollicitudin. Pellentesque id dapibus du...	1/1
12	Lorem ipsum dolor sit amet, consectetur adipiscing elit. Mauris ultricies dolor vitae lectus viverra, et volutpat est sollicitudin. Pellentesque id dapibus du...	1/1
13	Lorem ipsum dolor sit amet, consectetur adipiscing elit. Mauris ultricies dolor vitae lectus viverra, et volutpat est sollicitudin. Pellentesque id dapibus du...	1/1
14	Lorem ipsum dolor sit amet, consectetur adipiscing elit. Mauris ultricies dolor vitae lectus viverra, et volutpat est sollicitudin. Pellentesque id dapibus du...	1/1
15	Lorem ipsum dolor sit amet, consectetur adipiscing elit. Mauris ultricies dolor vitae lectus viverra, et volutpat est sollicitudin. Pellentesque id dapibus du...	0/1
16	Lorem ipsum dolor sit amet, consectetur adipiscing elit. Mauris ultricies dolor vitae lectus viverra, et volutpat est sollicitudin. Pellentesque id dapibus du...	1/1
17	Lorem ipsum dolor sit amet, consectetur adipiscing elit. Mauris ultricies dolor vitae lectus viverra, et volutpat est sollicitudin. Pellentesque id dapibus du...	1/1
18	Lorem ipsum dolor sit amet, consectetur adipiscing elit. Mauris ultricies dolor vitae lectus viverra, et volutpat est sollicitudin. Pellentesque id dapibus du...	1/1
19	Lorem ipsum dolor sit amet, consectetur adipiscing elit. Mauris ultricies dolor vitae lectus viverra, et volutpat est sollicitudin. Pellentesque id dapibus du...	1/1
20	Lorem ipsum dolor sit amet, consectetur adipiscing elit. Mauris ultricies dolor vitae lectus viverra, et volutpat est sollicitudin. Pellentesque id dapibus du...	1/1

## Achievement Levels

The images below describe each level and provide the scale score ranges for each level by grade level/subject test. Please remember that these levels are from the 2021-22 performance scale. New achievement levels for the FAST scale will be available after Summer 2023. Achievement levels range from Level 1 to Level 5. For all assessments, Level 3 indicates on-grade-level performance.

### Achievement Levels



<b>Inadequate:</b>	<b>Below Satisfactory:</b>	<b>On-Grade-Level:</b>	<b>Proficient:</b>	<b>Mastery:</b>
Highly likely to need substantial support for the next grade/course	Likely to need substantial support for the next grade/course	May need additional support for the next grade/course	Likely to excel in the next grade/course	Highly likely to excel in the next grade/course

### Scale Score Ranges for Each Achievement Level

Assessment	Level 1	Level 2	Level 3	Level 4	Level 5
Grade 3 ELA Reading	240–284	285–299	300–314	315–329	330–360
Grade 4 ELA Reading	251–296	297–310	311–324	325–339	340–372
Grade 5 ELA Reading	257–303	304–320	321–335	336–351	352–385
Grade 6 ELA Reading	259–308	309–325	326–338	339–355	356–391
Grade 7 ELA Reading	267–317	318–332	333–345	346–359	360–397
Grade 8 ELA Reading	274–321	322–336	337–351	352–365	366–403
Grade 9 ELA Reading	276–327	328–342	343–354	355–369	370–407
Grade 10 ELA Reading	284–333	334–349	350–361	362–377	378–412
Grade 3 Mathematics	240–284	285–296	297–310	311–326	327–360
Grade 4 Mathematics	251–298	299–309	310–324	325–339	340–376
Grade 5 Mathematics	256–305	306–319	320–333	334–349	350–388
Grade 6 Mathematics	260–309	310–324	325–338	339–355	356–390
Grade 7 Mathematics	269–315	316–329	330–345	346–359	360–391
Grade 8 Mathematics	273–321	322–336	337–352	353–364	365–393
Algebra 1	425–486	487–496	497–517	518–531	532–575
Geometry	425–485	486–498	499–520	521–532	533–575

## Reporting Categories

The content of each assessment is organized by Reporting Category. Reporting categories group the assessed student knowledge and skills into broad content areas. Each reporting category represents groups of similar skills, or **benchmarks**, that are assessed within each grade and subject. The Individual Student Report contains student performance information for each reporting category.

Definitions for each reporting category for each of the assessments are provided below. For a full list of the benchmarks associated with each reporting category, please see the [FAST test design summaries and blueprints](#) on the FAST portal.

### ELA Reading Reporting Categories

ELA Reading assessments measure student performance of the B.E.S.T. content standards. For all grade levels tested, the ELA Reading tests assess what students know and can do in the broad reporting categories listed below. The difficulty of the concepts assessed on the ELA Reading tests progresses systematically from grade to grade, as does the complexity of the text presented to the student at each grade level.

#### Grades 3–10

1. Reading Prose and Poetry
2. Reading Informational Text
3. Reading Across Genres and Vocabulary

### Mathematics Reporting Categories

Mathematics assessments measure student performance of the B.E.S.T. content standards. For all grade levels tested, the Mathematics tests assess what students know and can do in the broad reporting categories listed below. The difficulty of the concepts assessed on the Mathematics tests progresses systematically from grade to grade, as does the complexity of the numerals and mathematical operations included at each grade level.

#### Grade 3

1. Number Sense and Additive Reasoning
2. Number Sense and Multiplicative Reasoning
3. Fractional Reasoning
4. Geometric Reasoning, Measurement, and Data Analysis and Probability

#### Grade 4

1. Number Sense and Operations with Whole Numbers
2. Number Sense and Operations with Fractions and Decimals
3. Geometric Reasoning, Measurement, and Data Analysis and Probability

#### Grade 5

1. Number Sense and Operations with Whole Numbers
2. Number Sense and Operations with Fractions and Decimals
3. Algebraic Reasoning
4. Geometric Reasoning, Measurement, and Data Analysis and Probability

#### Grade 6

1. Number Sense and Operations
2. Algebraic Reasoning
3. Geometric Reasoning, Data Analysis and Probability

**Grade 7**

1. Number Sense and Operations and Algebraic Reasoning
2. Proportional Reasoning and Relationships
3. Geometric Reasoning
4. Data Analysis and Probability

**Grade 8**

1. Number Sense and Operations and Probability
2. Algebraic Reasoning
3. Linear Relationships, Data Analysis, and Functions
4. Geometric Reasoning

**B.E.S.T. EOC Reporting Categories**

The EOC assessments measure student performance on the B.E.S.T. content standards. The EOC tests assess what students know and can do in the broad reporting categories listed below.

**Algebra 1**

1. Expressions, Functions, and Data Analysis
2. Linear Relationships
3. Non-Linear Relationships

**Geometry**

1. Logic, Relationships, and Theorems
2. Congruence, Similarity, and Constructions
3. Measurement and Coordinate Geometry

## Glossary

**Achievement Levels**—The achievement levels are helpful in interpreting what a student’s score represents. Achievement Levels range from 1 to 5, with Level 1 being the lowest and Level 5 being the highest. Achieving a score of Level 3 or higher is considered on-grade-level mastery and is the passing score for each assessment.

**Benchmark**—A specific statement that describes what students should know and can do.

**B.E.S.T. Content Standards**— The core content of the reading and mathematics curricula taught in Florida. The FAST assessments measure whether students have made progress on the B.E.S.T. ELA Reading and Mathematics standards.

**Computer-Adaptive Test (CAT)**— An assessment that adjusts the difficulty of questions and adapts to student responses to measure their content proficiency.

**Florida Assessment of Student Thinking (FAST)**— A progress monitoring assessment administered three times a year aligned with the B.E.S.T. standards.

**Longitudinal Trend Chart**—The chart reports the student’s performance over time. The shaded areas in multiple colors indicate the scale score range in each achievement level for each grade. Each mark on the graph represents the student’s score and indicates whether the student met the standards that year.

**Percentile Rank**—This indicates how well a student performed in comparison to students that took the same test in the state of Florida. Percentile rank is not calculated until after each PM window.

**Previous Performance**—The performance of a student in the selected subject, ELA Reading or Mathematics, in past test administrations from the same school year (does not apply for PM1).

**Reporting Category**—Broad content areas into which assessed student knowledge and skills are grouped.

**Scale Score**—A scale score is used to report student results on the entire test on the applicable scale. An overall theta score, which is dependent on how a student answers individual items, is calculated and converted to the scale score in order to reflect the student’s **achievement level**.

**Standard Setting**—Standard setting is the process of selecting cut scores on an assessment. A cut score is the score that defines the minimum performance required for a particular level of achievement on an assessment.

### **Copyright Statement for this Office of Assessment Publication**

Authorization for reproduction of this document is hereby granted to persons acting in an official capacity within the Uniform System of Public K–12 Schools as defined in Section 1000.01(4), Florida Statutes. This copyright notice must be included in all copies.

All trademarks and trade names found in this publication are the property of their respective owners and are not associated with the publisher of this publication.

This publication is provided by the Florida Department of Education to Florida public schools free of charge and is not intended for resale.

Permission is NOT granted for distribution or reproduction outside the Uniform System of Public K–12 Schools or for commercial distribution of the copyrighted materials without written authorization from the Florida Department of Education. Questions regarding use of these copyrighted materials should be sent to the following:

Office of Assessment  
Florida Department of Education  
325 West Gaines Street, Suite 414  
Tallahassee, Florida 32399-0400

Copyright © 2023  
State of Florida  
Department of Education

