

May 2012

2012

FCAT 2.0
Florida Comprehensive Assessment Test®

FCAT 2.0 Reading Grades 9 and 10



FCAT 2.0 Reading: Grades 9 and 10

Florida is continuing the transition from the FCAT to the FCAT 2.0 to align with new student academic content standards. The Florida Comprehensive Assessment Test® 2.0 (FCAT 2.0) measures student achievement of the *Next Generation Sunshine State Standards* (NGSSS), which specify the challenging content Florida students are expected to know and be able to do for each grade and subject area. New Achievement Levels for FCAT 2.0 Reading were recommended by the standard-setting committee and approved by the State Board of Education on December 19, 2011. Spring 2012 is the first time results are being reported according to these new standards. Because the FCAT 2.0 is based on more demanding content standards and the achievement standards are more rigorous, scores may appear lower on the new scale than on the previous scale for certain grades and subjects. For more information on the new Achievement Levels and cut scores, please visit <http://fcat.fldoe.org/fcat2/pdf/achlevel.pdf>.

In spring 2011, FCAT 2.0 Reading and Mathematics scores were reported as FCAT Equivalent Scores in order to maintain consistent expectations for student performance during the transition year. The 2011 scores have been converted to the new FCAT 2.0 scale and are provided in this media packet so that stakeholders and the general public are able to see what the scores would have been if the new score scale and Achievement Levels had been approved and implemented at that time.

Scoring at or above Achievement Level 3 on the Grade 10 FCAT 2.0 Reading, which is a graduation requirement, indicates that the student is on a pathway to college and career readiness. The passing score on the Grade 10 FCAT 2.0 Reading is set according to the year the student entered grade 9. Students who entered grade 9 during the 2009-2010 school year must earn a 241 or higher, and students who entered grade 9 during the 2010-2011 school year and thereafter must earn a 245 or higher. A score of 262 on the Grade 10 FCAT 2.0 Reading demonstrates readiness for college-level coursework in the curriculum area. Students who achieve this score and enroll in a Florida College System institution within two years are exempt from taking the Florida Postsecondary Education Readiness Test (PERT). Descriptions of the Achievement Level definitions that apply to all FCAT 2.0 assessments are provided below:

- Level 5:** Students at this level demonstrate mastery of the most challenging content of the *Next Generation Sunshine State Standards*.
- Level 4:** Students at this level demonstrate an above satisfactory level of success with the challenging content of the *Next Generation Sunshine State Standards*.
- Level 3:** Students at this level demonstrate a satisfactory level of success with the challenging content of the *Next Generation Sunshine State Standards*.
- Level 2:** Students at this level demonstrate a below satisfactory level of success with the challenging content of the *Next Generation Sunshine State Standards*.
- Level 1:** Students at this level demonstrate an inadequate level of success with the challenging content of the *Next Generation Sunshine State Standards*.

The Grades 9 and 10 FCAT Mathematics assessments have been discontinued. Students now take the Algebra 1 End-of-Course (EOC) Assessment and the Geometry EOC Assessment once they have completed the necessary high-school-level coursework. Results for the 2012 EOC assessments are published separately and may be accessed at <http://fcat.fldoe.org/mediapacket/2012/default.asp> once they are available.

FCAT 2.0

Reading Grades 9 and 10

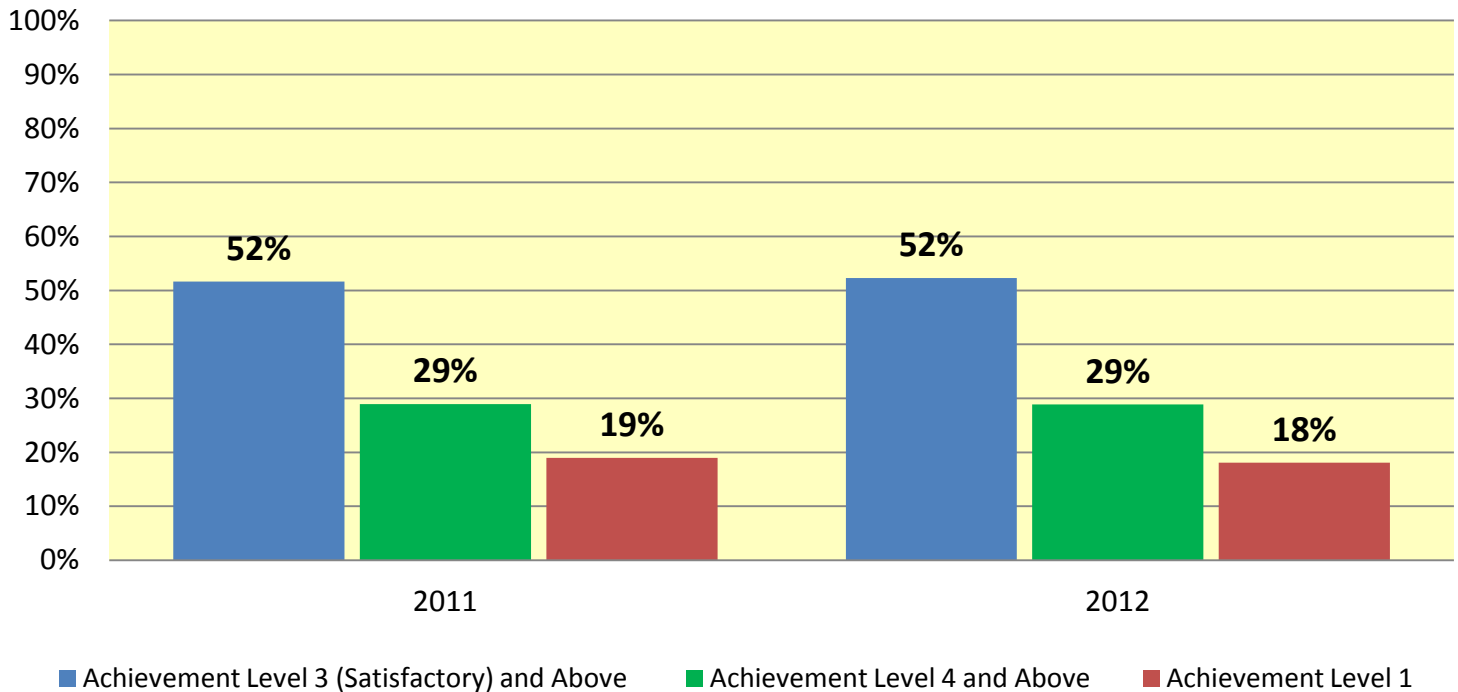
FCAT 2.0 Reading Highlights:

- In 2012, 52 percent of students in grades 9 and 10 were performing at or above Achievement Level 3 (Satisfactory).
- In 2012, 47 percent of Hispanic students in grades 9 and 10 were performing at or above Achievement Level 3 (Satisfactory).
- In 2012, 29 percent of students in grades 9 and 10 were performing at or above Achievement Level 4.

Note: The percentages in this document for 2011 will reflect differences from percentages published in last year's media packet. This is because 2011 FCAT 2.0 Reading scores were reported as FCAT Equivalent Scale Scores. The converted 2011 scores are provided in this media packet so that stakeholders and the general public are able to see what the scores would have been if the new score scale and Achievement Levels had been approved and implemented at that time.

Grades 9 and 10

**FCAT 2.0 Reading
By Achievement Level**

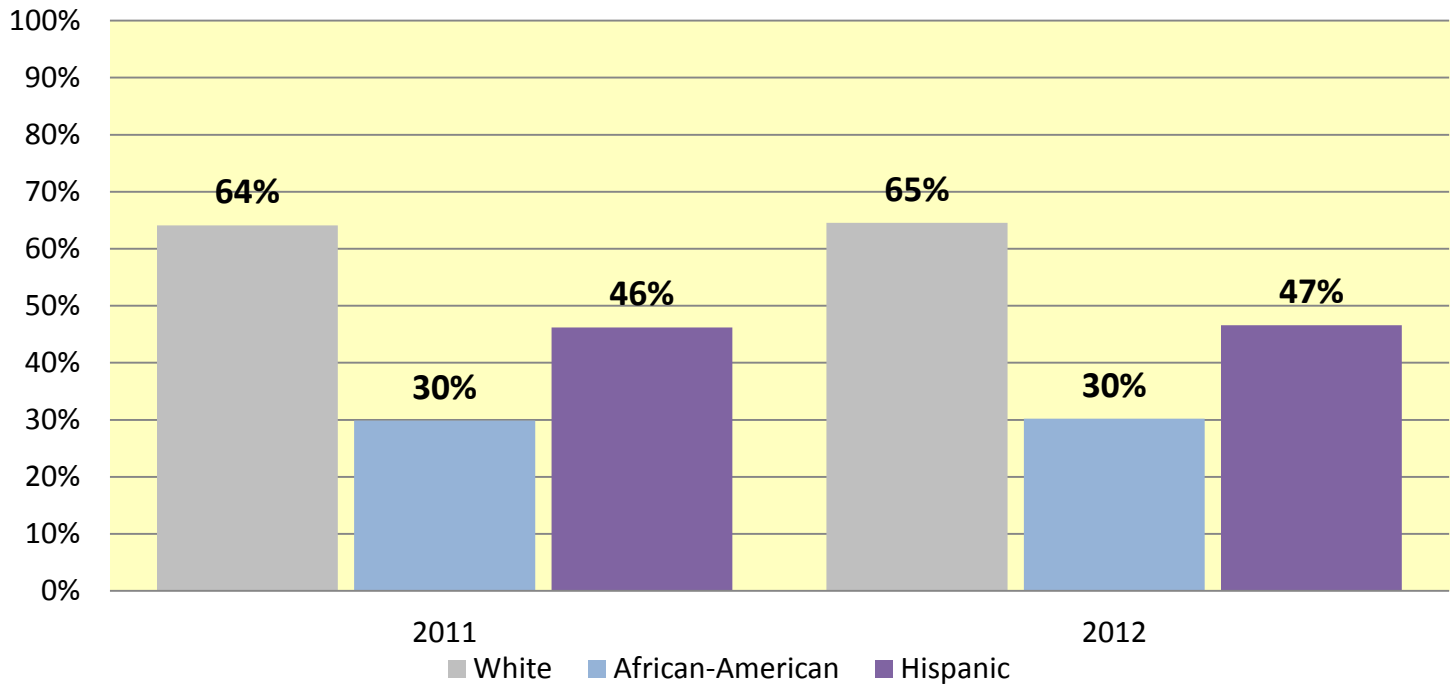


In 2012, 52 percent of students in grades 9 and 10 were performing at or above Achievement Level 3 (Satisfactory) on FCAT 2.0 Reading. This is equal to 52 percent in 2011. In 2012, 29 percent of students in grades 9 and 10 were performing at or above Achievement Level 4 on FCAT 2.0 Reading. This is equal to 29 percent in 2011. In 2012, 18 percent of students in grades 9 and 10 were performing at Achievement Level 1 on FCAT 2.0 Reading. This is a decrease from 19 percent in 2011.

Source: K20 Education Data Warehouse
Florida Department of Education, May 2012

Grades 9 and 10

**FCAT 2.0 Reading
Achievement Level 3 (Satisfactory) and Above**

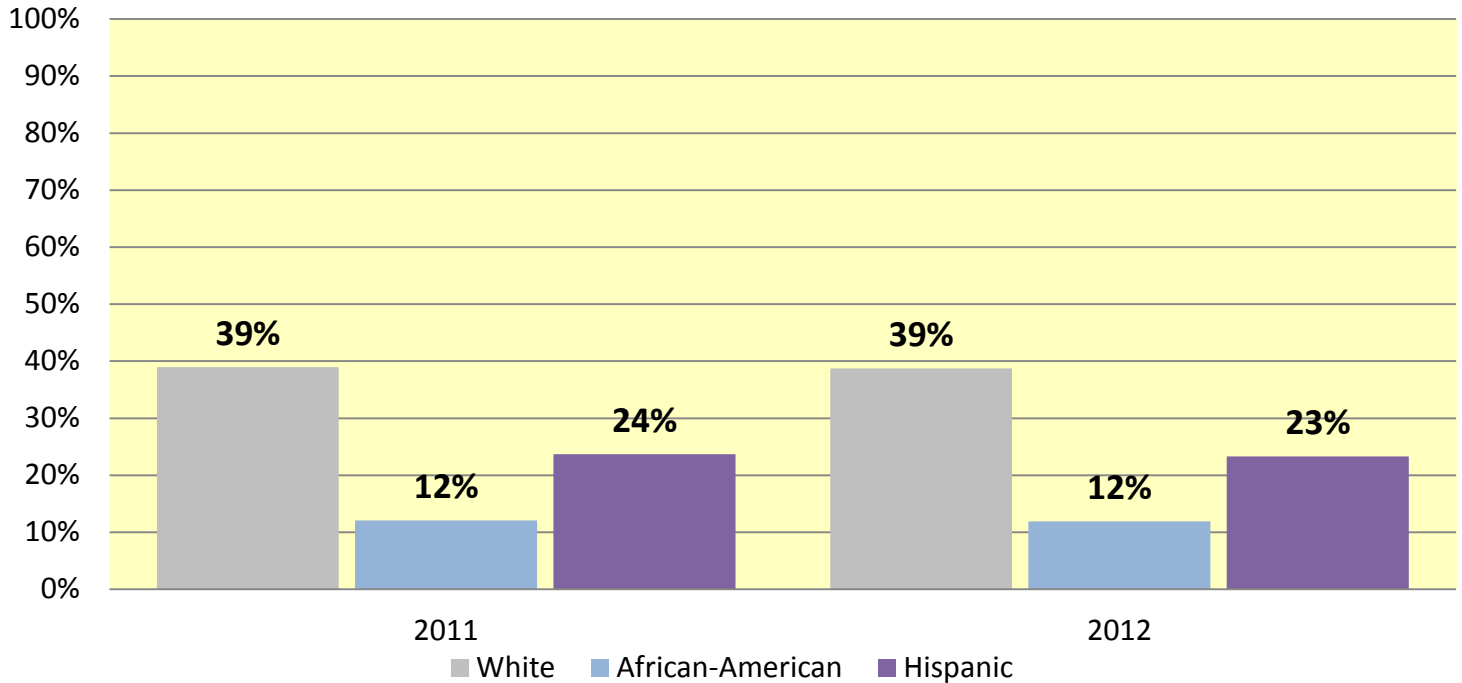


In 2012, 65 percent of White students in grades 9 and 10 were performing at or above Achievement Level 3 (Satisfactory) on FCAT 2.0 Reading. This is an increase from 64 percent in 2011. In 2012, 30 percent of African-American students in grades 9 and 10 were performing at or above Achievement Level 3 (Satisfactory) on FCAT 2.0 Reading. This is equal to 30 percent in 2011. In 2012, 47 percent of Hispanic students in grades 9 and 10 were performing at or above Achievement Level 3 (Satisfactory) on FCAT 2.0 Reading. This is an increase from 46 percent in 2011.

Source: K20 Education Data Warehouse
Florida Department of Education, May 2012

Grades 9 and 10

**FCAT 2.0 Reading
Achievement Level 4 and Above**

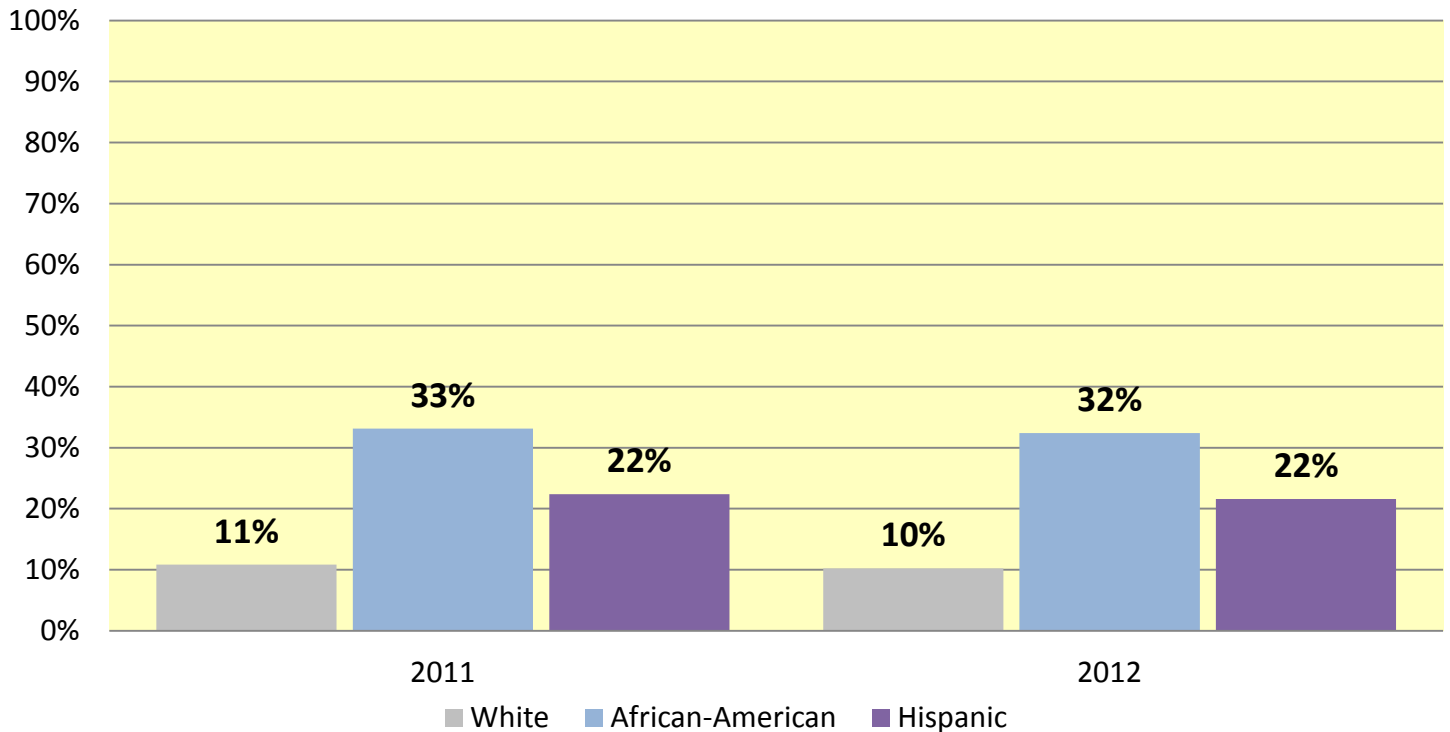


In 2012, 39 percent of White students in grades 9 and 10 were performing at or above Achievement Level 4 on FCAT 2.0 Reading. This is equal to 39 percent in 2011. In 2012, 12 percent of African-American students in grades 9 and 10 were performing at or above Achievement Level 4 on FCAT 2.0 Reading. This is equal to 12 percent in 2011. In 2012, 23 percent of Hispanic students in grades 9 and 10 were performing at or above Achievement Level 4 on FCAT 2.0 Reading. This is a decrease from 24 percent in 2011.

Source: K20 Education Data Warehouse
Florida Department of Education, May 2012

Grades 9 and 10

**FCAT 2.0 Reading
Achievement Level 1**

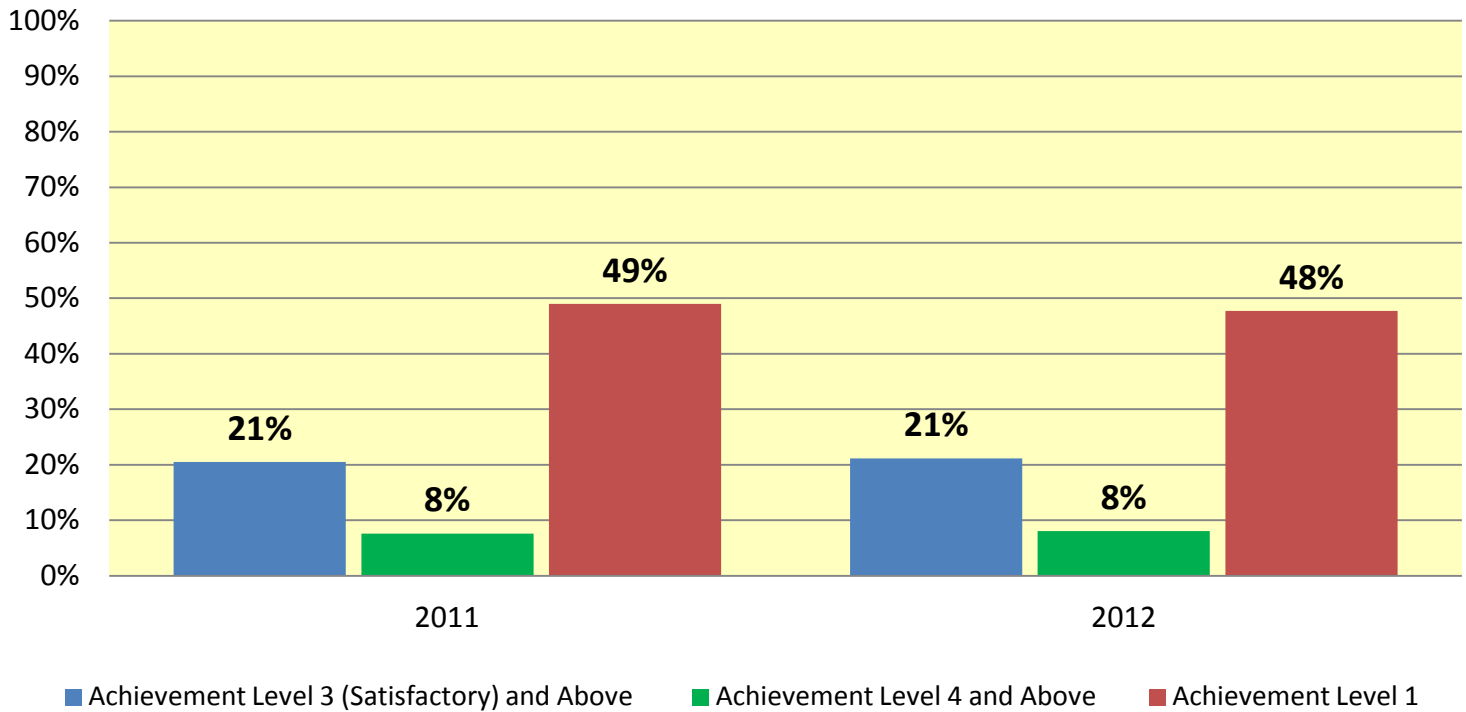


In 2012, 10 percent of White students in grades 9 and 10 were performing at Achievement Level 1 on FCAT 2.0 Reading. This is a decrease from 11 percent in 2011. In 2012, 32 percent of African-American students in grades 9 and 10 were performing at Achievement Level 1 on FCAT 2.0 Reading. This is a decrease from 33 percent in 2011. In 2012, 22 percent of Hispanic students in grades 9 and 10 were performing at Achievement Level 1 on FCAT 2.0 Reading. This is equal to 22 percent in 2011.

Source: K20 Education Data Warehouse
Florida Department of Education, May 2012

Grades 9 and 10

**FCAT 2.0 Reading
By Achievement Level
Students with Disabilities**

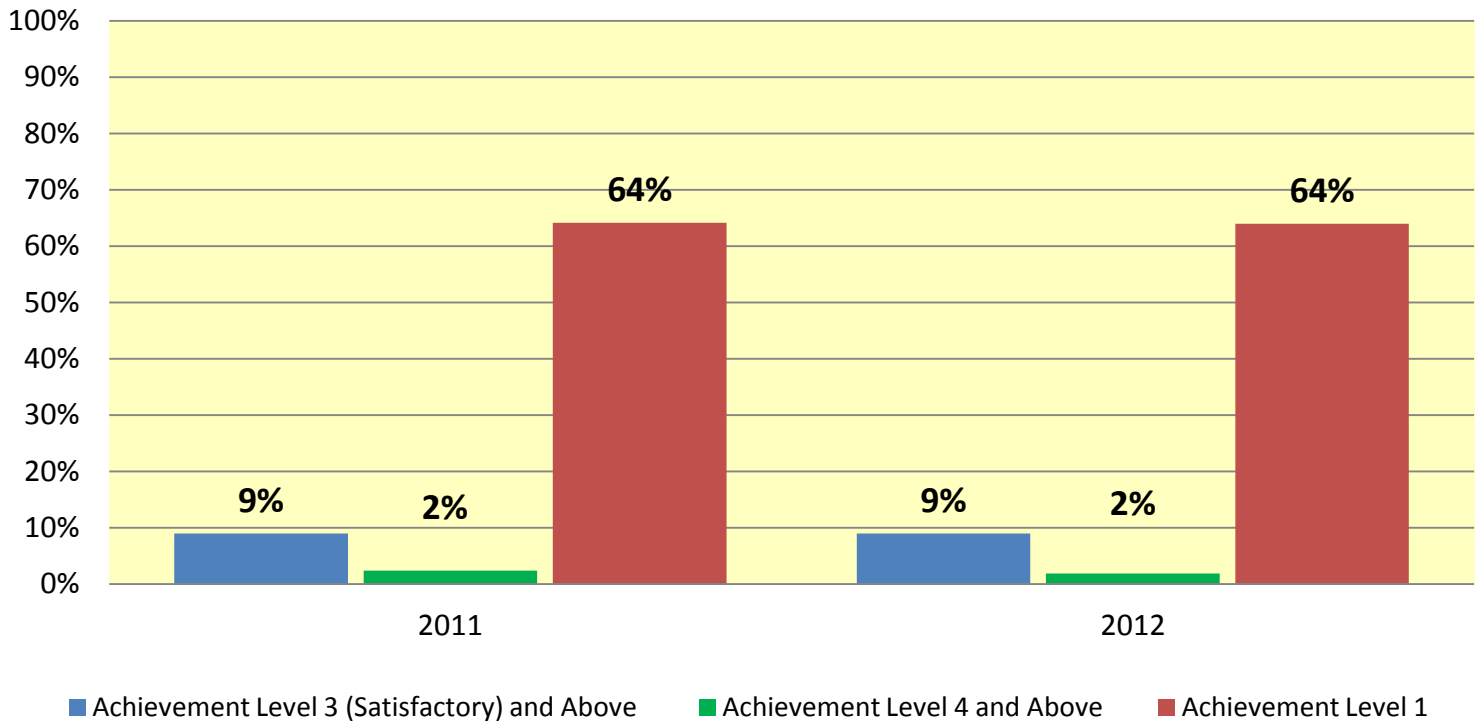


In 2012, 21 percent of Students with Disabilities in grades 9 and 10 were performing at or above Achievement Level 3 (Satisfactory) on FCAT 2.0 Reading. This is equal to 21 percent in 2011. In 2012, 8 percent of Students with Disabilities in grades 9 and 10 were performing at or above Achievement Level 4 on FCAT 2.0 Reading. This is equal to 8 percent in 2011. In 2012, 48 percent of Students with Disabilities in grades 9 and 10 were performing at Achievement Level 1 on FCAT 2.0 Reading. This is a decrease from 49 percent in 2011.

Source: K20 Education Data Warehouse
Florida Department of Education, May 2012

Grades 9 and 10

**FCAT 2.0 Reading
By Achievement Level
English Language Learners**

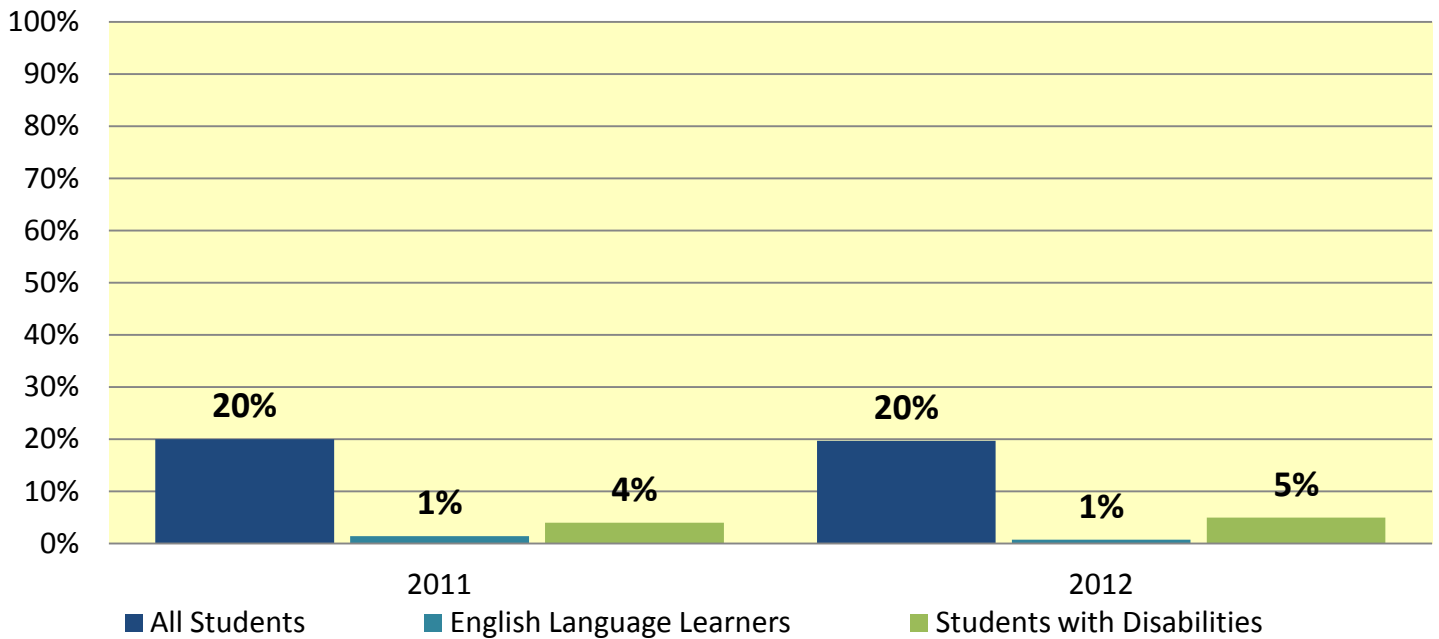


In 2012, 9 percent of English Language Learners in grades 9 and 10 were performing at or above Achievement Level 3 (Satisfactory) on FCAT 2.0 Reading. This is equal to 9 percent in 2011. In 2012, 2 percent of English Language Learners in grades 9 and 10 were performing at or above Achievement Level 4 on FCAT 2.0 Reading. This is equal to 2 percent in 2011. In 2012, 64 percent of English Language Learners in grades 9 and 10 were performing at Achievement Level 1 on FCAT 2.0 Reading. This is equal to 64 percent in 2011.

Source: K20 Education Data Warehouse
Florida Department of Education, May 2012

Grade 10

**FCAT 2.0 Reading
Score of 262 and higher**



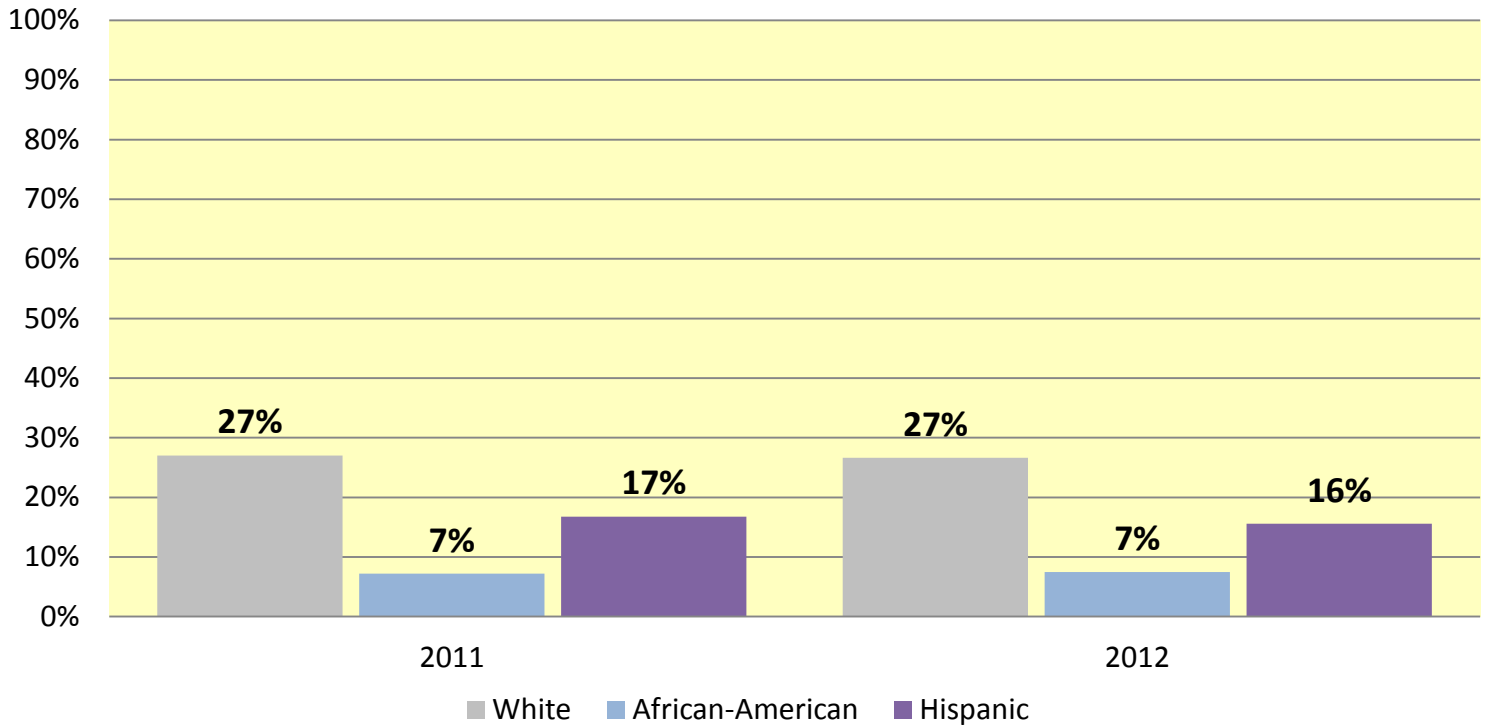
A score of 262 on the Grade 10 FCAT 2.0 Reading demonstrates readiness for college-level coursework in the curriculum area. Students who achieve this score and enroll in a Florida College System institution within two years are exempt from taking the Florida Postsecondary Education Readiness Test (PERT).

In 2012, 20 percent of all students in grade 10 achieved a scale score of 262 or higher on FCAT 2.0 Reading. This is equal to 20 percent in 2011. In 2012, 1 percent of English Language Learners in grade 10 achieved a scale score of 262 or higher on FCAT 2.0 Reading. This is equal to 1 percent in 2011. In 2012, 5 percent of Students with Disabilities in grade 10 achieved a scale score of 262 or higher on FCAT 2.0 Reading. This is an increase from 4 percent in 2011.

Source: K20 Education Data Warehouse
Florida Department of Education, May 2012

Grade 10

**FCAT 2.0 Reading
Score of 262 and higher**



A score of 262 on the Grade 10 FCAT 2.0 Reading demonstrates readiness for college-level coursework in the curriculum area. Students who achieve this score and enroll in a Florida College System institution within two years are exempt from taking the Florida Postsecondary Education Readiness Test (PERT).

In 2012, 27 percent of White students in grade 10 achieved a scale score of 262 or higher on FCAT 2.0 Reading. This is equal to 27 percent in 2011. In 2012, 7 percent of African-American students in grade 10 achieved a scale score of 262 or higher on FCAT 2.0 Reading. This is equal to 7 percent in 2011. In 2012, 16 percent of Hispanic students in grade 10 achieved a scale score of 262 or higher on FCAT 2.0 Reading. This is a decrease from 17 percent in 2011.

Source: K20 Education Data Warehouse
Florida Department of Education, May 2012

Grades 9 and 10

**Statewide Comparison Report
FCAT 2.0 Reading**

| FCAT 2.0 Reading – Next Generation Sunshine State Standards Test ¹ | | | | | | | | | |
|---|-------------------|--------------------|---|---|----|----|----|----|--|
| Grade | Year ² | Number of Students | FCAT 2.0 Mean Developmental Scale Score | Percentage of Students By Achievement Level | | | | | Achievement Level 3 and Above ³ |
| | | | | 1 | 2 | 3 | 4 | 5 | |
| 9 | 2011 | 195,884 | 240 | 19 | 29 | 23 | 18 | 10 | 51 |
| | 2012 | 197,063 | 240 | 18 | 30 | 24 | 19 | 9 | 52 |
| 10 | 2011 | 185,956 | 245 | 19 | 30 | 22 | 20 | 10 | 52 |
| | 2012 | 184,403 | 244 | 20 | 30 | 22 | 19 | 10 | 50 |

¹ Data are for all students tested in all curriculum groups.

² In spring 2011, FCAT 2.0 Reading scores were reported as FCAT Equivalent Scores in order to maintain consistent expectations for student performance during the transition year. The 2011 scores have been converted to the new FCAT 2.0 scale so that stakeholders and the general public are able to see what the scores would have been if the new score scale and Achievement Levels had been approved and implemented at that time.

³ Adding the percentages in Levels 3-5 may not result in the percentage reported under “Achievement Level 3 and Above” due to rounding.