

# Understanding NGSSS Reports

## FCAT 2.0 Reading Retake

Spring 2018



# Table of Contents

---

<b>Table of Contents</b> .....	<b>2</b>
<b>Introduction</b> .....	<b>3</b>
Purpose of the NGSSS Retakes .....	3
Test Mode .....	3
<b>NGSSS Retake Scores</b> .....	<b>3</b>
Achievement Levels .....	3
Reporting Category Scores .....	4
<b>Student, School, District, and State Reports</b> .....	<b>5</b>
Codes for No Data Reported .....	5
FCAT 2.0 Reading Retake Student Report .....	6
FCAT 2.0 Reading Retake School Report of Students .....	8
FCAT 2.0 Reading Retake District and State Reports of Results .....	10
<b>Reporting Categories</b> .....	<b>12</b>
FCAT 2.0 Reading Retake Reporting Categories .....	12
<b>Glossary</b> .....	<b>13</b>

## Introduction

---

The purpose of this document is to help educators, parents/guardians, and students understand the score reports for the legacy FCAT 2.0 Reading Retake assessment. It includes explanations of the reports, a glossary of the terms used in the reports, and information about the content assessed on these tests.

Note: Terms defined in the glossary (located on pages 13–14) are cross-referenced and appear in **bold text** the first time they are referenced in a section.

### Purpose of the NGSSS Retakes

The FCAT 2.0 Reading Retake measures student achievement of the **Next Generation Sunshine State Standards (NGSSS)** in this **subject area**. For certain cohorts of students, achieving a passing score on the FCAT 2.0 Reading Retake is a requirement for graduating with a standard high school diploma. Information regarding graduation requirements, including student populations for whom this assessment is required, is available in the [Graduation Requirements for Florida's Statewide Assessments](#) document.

### Test Mode

The FCAT 2.0 Reading Retake is a **computer-based test (CBT)**. Computer-based accommodations, such as answer masking, as well as paper-based accommodated test forms, including regular print, large print, braille, and one-item-per-page, were available for students who required such accommodation as specified in their Individual Education Plans (IEPs) or Section 504 Plans.

More information about the FCAT 2.0 Reading Retake is available in the [2017–18 NGSSS Statewide Science Assessment and FCAT 2.0 Reading Retake Fact Sheet](#).

## NGSSS Retake Scores

---

Results for **NGSSS** Retake tests are reported at the student, school, district, and state level. [Table 3](#) provides a list of report types and the page number on which each type of report is described. Information about scores and reports is also available on the Florida Department of Education (FDOE) [Assessment page](#).

### Achievement Levels

**Achievement Levels** (also called Performance Levels) describe the level of success a student has achieved with the content assessed. Achievement Levels range from 1 (lowest) to 5 (highest). The State Board has established the minimum score in Achievement Level 3 as the passing score for all Florida's statewide assessments. As Level 3 indicates satisfactory performance, to be considered on grade level, students must achieve Level 3 or higher. The Achievement Level policy definitions in Table 1 on the following page applies to the FCAT 2.0 Reading Retake.

**Table 1: Achievement Level Policy Definitions**

<b>Level 5</b>	Students at this level demonstrate mastery of the most challenging content of the <i>Next Generation Sunshine State Standards</i> .
<b>Level 4</b>	Students at this level demonstrate an above satisfactory level of success with the challenging content of the <i>Next Generation Sunshine State Standards</i> .
<b>Level 3</b>	Students at this level demonstrate a satisfactory level of success with the challenging content of the <i>Next Generation Sunshine State Standards</i> .
<b>Level 2</b>	Students at this level demonstrate a below satisfactory level of success with the challenging content of the <i>Next Generation Sunshine State Standards</i> .
<b>Level 1</b>	Students at this level demonstrate an inadequate level of success with the challenging content of the <i>Next Generation Sunshine State Standards</i> .

Table 2 below lists the **scale score** ranges for each **Achievement Level** for the FCAT 2.0 Reading Retake.

**Table 2: Achievement Levels for the FCAT 2.0 Reading Retake Scale Scores (188–302)**

<b>Grade</b>	<b>Level 1</b>	<b>Level 2</b>	<b>Level 3</b>	<b>Level 4</b>	<b>Level 5</b>
<b>Retake</b>	188–227	228–244	245–255	256–270	271–302

## Reporting Category Scores

**Reporting category scores** are the actual number of questions answered correctly within each **reporting category**. These scores are also known as raw scores. Reporting categories represent groups of similar skills, or **benchmarks**, that are assessed within each grade and subject.

## Student, School, District, and State Reports

Table 3: FCAT 2.0 Reading Retake Reports

Report Type	Page of Report Description
<b>Student Reports</b>	
FCAT 2.0 Reading Retake Student Report	<a href="#">6–7</a>
<b>School Reports</b>	
FCAT 2.0 Reading Retake School Report of Students	<a href="#">8–9</a>
<b>District Reports</b>	
FCAT 2.0 Reading Retake District Report of Schools	<a href="#">10–11</a>
FCAT 2.0 Reading Retake District Summary	<a href="#">10–11</a>
<b>State Reports</b>	
FCAT 2.0 Reading Retake State Report of Districts	<a href="#">10–11</a>
FCAT 2.0 Reading Retake State Summary	<a href="#">10–11</a>

### Codes for No Data Reported

The following abbreviations may appear on some student-level educator reports.

**NR** (Not Reported) indicates that no data are reported for the student. Reports containing student results will indicate that no data are reported for one of the following reasons:


- **NR2**—Did Not Meet Attemptedness Criteria
- **NR3**—Marked Do Not Score
- **NR6**—Duplicate Record
- **NR7**—FDOE Hold
- **NR8**—Caveon Invalidated

If a student receives an NR code, the parent or student should consult the student’s designated guidance counselor.

A dash (—) on the school-, district-, or state-level reports indicates that no data are reported because fewer than 10 students were tested or all students would be reported in the same category (e.g., the same **Achievement Level**). To provide meaningful results and to protect the privacy of individual students, data are reported only when the total number of students in a group is at least 10 and when the performance of individuals cannot be determined.

An asterisk (\*) on the *FCAT 2.0 Reading Retake School Report of Students* indicates that the student is eligible for the alternate passing score of 241 or above. Eligible students are those who entered grade 9 in the 2009–10 school year or prior.

## FCAT 2.0 Reading Retake Student Report



**Reading Retake Student Report**  
Spring 2018  
Grade 11

**1**

FIRSTNAME LASTNAME-APS  
FLEID FL999999999999  
School 9999 - SCHOOLNAME MAX NUMBER OF CHARACTERS  
District 99 - DISTRICTNAME MAX CHARACTERS

This report shows your student's results from the Spring 2018 FCAT 2.0 Reading Retake assessment. Passing Grade 10 FCAT 2.0 Reading is a requirement for earning a Florida high school diploma for specific cohorts of students. Students who entered grade 9 in the 2009-10 school year or before must earn a score of 241 or above. Students who entered grade 9 in the 2010-11 school year through the 2012-13 school year must earn a score of 245 or above.

The FCAT 2.0 measures your student's performance on selected benchmarks in Reading as defined by the Next Generation Sunshine State Standards (NGSSS).


**Your Student's Score and Achievement Level**

**FCAT 2.0 Reading Score**

Level 5	271-302
Level 4	256-270
Level 3	245-255
Level 2	228-244
Level 1	188-227

**Your student passed the FCAT 2.0 Reading Retake assessment.**

Your student's FCAT 2.0 Reading Score is 241, which is in **Level 2**.



Document Code: 999999999

**Achievement Levels**

Five categories describe the success students have with the content tested on FCAT 2.0 Reading.

**Level 5** – Indicates mastery of the most challenging content of the NGSSS.


**Level 4** – Indicates an above satisfactory level of success with the challenging content of the NGSSS.

**Level 3** – Indicates a satisfactory level of success with the challenging content of the NGSSS.

**Level 2** – Indicates a below satisfactory level of success with the challenging content of the NGSSS.

**Level 1** – Indicates an inadequate level of success with the challenging content of the NGSSS.

mmddy ZZ000001-99999-0000000



**Reading Retake Student Report**  
Spring 2018  
Grade 11

**4**

FIRSTNAME LASTNAME-APS  
FLEID FL999999999999  
School 9999 - SCHOOLNAME MAX NUMBER OF CHARACTERS  
District 99 - DISTRICTNAME MAX CHARACTERS

**Your Student's Reading Content Area Scores**

**Your student passed the FCAT 2.0 Reading Retake assessment.**

The table below gives more specific information about your student's performance in the content areas tested in Reading.

Content Areas	Points Earned	Points Possible
<b>Vocabulary</b> – Uses multiple strategies to determine the meaning of grade-appropriate vocabulary words.	9	9
<b>Reading Application</b> – Uses a variety of strategies to comprehend text suitable for the grade level.	99	99
<b>Literary Analysis: Fiction and Nonfiction</b> – Identifies, analyzes, and applies knowledge of the elements of a variety of literary texts, both fiction and nonfiction.	99	99
<b>Informational Text and Research Process</b> – Comprehends and interprets informational text from a variety of sources.	99	99

Copyright © 2018 State of Florida, Department of State


The format shown above is used for the *FCAT 2.0 Reading Retake Student Report*, which is a two-page report that provides results for students who took the FCAT 2.0 Reading Retake. Page 1 provides the student's results and important information about the test and its passing requirements. Page 2 provides the student's content area scores.

- 1 Top of Report:** The test, student, school, and district are identified on the top of pages 1 and 2.
  - 2 FCAT 2.0 Reading Retake Scores:** The area labeled "Your Student's Score and Achievement Level" contains a graph that displays the student's FCAT 2.0 Reading Retake score and **achievement level** and indicates whether the student earned a passing score on the test. The graph also displays the score ranges for Achievement Levels 1 through 5. To the right of the graph, a statement indicates whether the student earned a passing score, followed by a statement identifying the student's FCAT 2.0 Reading Retake score and achievement level.
- A description of passing requirements is provided above this section of the report. For students who entered grade 9 in the 2010–11 school year through 2012–13, the passing score for high school graduation is the minimum **scale score** in Achievement Level 3; therefore, the passing score on the FCAT 2.0 Reading Retake report is 245 or above. For students who entered grade 9 in the 2009–10 school year or prior, the passing score is 241 or above. Districts identify the passing score requirement for each student.
- 3 Achievement Levels:** Definitions for Achievement Levels 1 through 5 are provided at the bottom of page 1.
  - 4 Content Area Scores:** This section appears at the top of page 2. It first restates the student's passing status and then provides a table containing the student results for each content area assessed. The table lists and

defines the FCAT 2.0 Reading Retake content areas, also called **reporting categories**, that are assessed. (See page 12 for a description of the content areas assessed on the FCAT 2.0 Reading Retake.)

The “**Points Earned**” column shows the actual number of points earned in each of the content areas. The number of points earned reflects the number of questions a student answered correctly. The “**Points Possible**” column provides the total number of points possible for each of the content areas.

## FCAT 2.0 Reading Retake School Report of Students

		<b>Reading Retake School Report of Students Spring 2018 Grade 11</b>		School: SCHOOLNAME MAX NUMBER OF CHARACTERS 9999 School ID: 9999 District: DISTRICT NAME MAX CHARACTERS 99 District ID: 99									
<b>2</b> Student Name FLEID		Scale Score (188-302) Passed (Level 3 or Above)	<b>3</b> Achievement Level					<b>4</b> Points Earned by Content Area					
			Level 1 (188-227)	Level 2 (228-244)	Level 3 (245-255)	Level 4 (256-270)	Level 5 (271-302)	Points Possible	Vocabulary	Reading Application	Literary Analysis: Fiction and Nonfiction	Informational Text and Research Process	
ALASTNAME, AFIRSTNAME		FL999999999999	999	N	1								
BLASTNAME, BFIRSTNAME		FL999999999999	NR2										
CLASTNAME, CFIRSTNAME		FL999999999999	999	Y		3							
DLASTNAME, DFIRSTNAME		FL999999999999	NR6										
ELASTNAME, EFIRSTNAME		FL999999999999	999	Y			5						
FLASTNAME, FFIRSTNAME		FL999999999999	NR7										
GLASTNAME, GFIRSTNAME		FL999999999999	999	Y			4						
HLASTNAME, HFIRSTNAME		FL999999999999	NR3										
ILASTNAME, IFIRSTNAME		FL999999999999	999	N		2							
JLASTNAME, AFIRSTNAME		FL999999999999	999	N	1								
KLASTNAME, BFIRSTNAME		FL999999999999	NR2										

• Points earned by content area should not be compared across administrations.  
 • Not Reported (NR) codes:  
 NR2 = Did Not Meet Attemptedness Criteria    NR6 = Duplicate Record    NR8 = Caveon Invalidated  
 NR3 = Marked Do Not Score    NR7 = FDOE Hold

\*This student is eligible for the passing score of 241 or above.

Copyright © 2018 State of Florida, Department of State  
 Page 1 of 2  
 mmddyy Z0000005-999999-000000

The format shown above is used for the *FCAT 2.0 Reading Retake School Report of Students*. Only authorized school and district personnel may access this report because it contains confidential student information.

- 1 Top of Report:** The title of the report is printed here. It identifies the content of the report and the grade level of the data included in the report. The name and number of the school and district are also printed in this area.
- 2 Left Side of Report:** This section of the report displays an alphabetical list of students whose tests were submitted for scoring. The name and **Florida Education Identifier (FLEID)** of each student appear in the first two columns. For the FCAT 2.0 Reading Retake, the **Scale Score** is provided in the third column. For students receiving “NR” in the Scale Score column, the footnote at the bottom of the report details the reason why the score is not reported (see page 5 for NR codes).

The “Passed” column appears on the reports for Retake students because these students must pass the test for graduation purposes. For students who entered grade 9 in the 2010–11 to the 2012–13 school year, the passing score for high school graduation is the minimum **scale score** in Achievement Level 3; therefore, the passing score on the FCAT 2.0 Reading Retake report is 245 or above. For students who entered grade 9 in the




2009–10 school year or prior, the passing score is 241 or above. The School Report of Students indicates whether a student earned a passing score with a “Y” (Yes) or “N” (No). On the *FCAT 2.0 Reading Retake School Report of Students*, an asterisk (\*) next to the “Y” or “N” indicates that the student is eligible for the alternate passing score of 241 or above.

- ③ **Achievement Level Section:** This section of the report indicates the student’s **achievement level**. The Scale Score range for each achievement level is provided in the header.
- ④ **Points Earned by Content Area:** The first row of information shown in this section provides the “**Points Possible**” for each content area, or **reporting category**. The points possible vary by subject and grade level. If the student received a score, the **points earned** by content area appear on each student’s row. The number of points earned is the number of questions a student answered correctly.

The School Report of Students does not contain summary information.

## FCAT 2.0 Reading Retake District and State Reports of Results

				<b>Reading Retake</b> <b>District Report of Schools</b> <b>Spring 2018</b>						District     DISTRICT NAME MAX CHARACTERS District ID     99				
				<b>Percentage in Each Achievement Level</b>						<b>Mean Points Earned by Content Area</b>				
				<b>3</b>						<b>4</b>				
<b>2</b>				Level 1 (188-227)	Level 2 (228-244)	Level 3 (245-255)	Level 4 (256-270)	Level 5 (271-302)	Levels 3-5	Points Possible	Vocabulary 9	Reading Application 99	Literary Analysis: Fiction and Nonfiction 99	Informational Text and Research Process 99
Number of Students	Mean Scale Score (188-302)	Percentage Passing (Level 3 or Above)*												
1111 – ZSCHOOLNAME MAX NUMBER OF CHARACTER														
Grade 10	9,999	999	999	999	999	999	999	999	999		9	99	99	99
Grade 11	9,999	999	999	999	999	999	999	999	999		9	99	99	99
Grade 12	10	—	999	—	—	—	—	—	999		—	—	—	—
Grade 30	9,999	999	999	999	999	999	999	999	999		9	99	99	99

\* Percentage also includes the passing rate of students eligible to use an alternative passing score of 241 or above.

- To provide meaningful results and to protect the privacy of individual students, no data are reported if the number of students is less than ten. If all students would be reported in the same Achievement Level, the data are suppressed, with the exception that the **Percentage Passing/Levels 3-5** are reported. A dash (—) appears when data are suppressed.
- When totaled, percentages may not add to 100 due to rounding.
- Points earned by content area should not be compared across administrations.
- Grade 30 = A Non-High School Graduate

Copyright © 2018 State of Florida, Department of State  
 Page 1 of 2  
 mmdyy Z000005-99999-000000

The format shown above is used for the following FCAT 2.0 Reading Retake reports: District Report of Schools, District Summary, State Report of Districts, and/or State Summary.

- 1 Top of Reports:** The title of the report is printed here identifying the **subject area** of the report; the District Report of Schools and State Report of Districts provide the grade level of the data included in the report. The name and number of the district are also printed in this area on district-level reports.
- 2 Left Side of Reports:** Identifying information for the district or school is provided in the first column. On the District Summary and State Summary, the grade level for the data is provided in this column as well. The number of students tested appears in the second column of all reports. The **mean** Scale Score is provided in the third column. The “Percentage Passing (Level 3 or Above)” column indicates the percentage of students who earned a passing score. For students entering grade 9 in the 2010–11 through 2012–13 school year, the passing score for high school graduation is the minimum **scale score** in Achievement Level 3; therefore, the passing score on the FCAT 2.0 Reading Retake report is 245 or above. For students who entered grade 9 in the 2009–10 school year or prior, the passing score is 241 or above. The “Percentage Passing (Level 3 or Above)” column on the FCAT 2.0 Reading Retake report includes the passing rate of students eligible to use the alternative passing score.

- 3 Percentage in Each Achievement Level:** This section of the report indicates the percentage of students who scored within each **achievement level**, as well as the percentage of students scoring in achievement levels 3–5, because the percentage of students scoring at or above satisfactory is necessary for accountability reporting. The Scale Score range for each achievement level is provided in the header of the District Report of Schools and State Report of Districts.
- 4 Mean Points Earned by Content Area:** The first row of information shown in this section provides the “**Points Possible**” for each content area, or **reporting category**, which varies by subject and grade level. The other information in this section varies depending on the report:
- The District Report of Schools displays mean points earned by school.
  - The State Report of Districts displays mean points earned by district.
  - The District Summary displays district- and state-level mean points earned, grouped by grade level.
  - The State Summary displays state-level mean points earned, grouped by grade level.

## Reporting Categories

---

The content of each FCAT 2.0 Reading Retake assessment is organized by **reporting categories** that are used for test design, scoring, and reporting purposes. Reporting categories group the assessed student knowledge and skills, or **benchmarks**, into broad content areas.

When interpreting student results provided under their performance details for each reporting category, the following cautions and information should be considered:

- The difficulty of the **items** measuring each **benchmark** will vary from one year to the next. Consequently, users should not compare **reporting category scores** across years.
- The analysis is based on state-level data that are not intended to provide specific classroom, school, or district interpretations.

### FCAT 2.0 Reading Retake Reporting Categories

The FCAT 2.0 Reading Retake measures student achievement of the **NGSSS** in reading and literature. The FCAT 2.0 Reading Retake consists of **multiple-choice items** that assess students' comprehension of various types of reading selections.

The FCAT 2.0 Reading Retake assesses what students know and are able to do in the broad **reporting categories** listed below:

- **Vocabulary**  
Students use multiple strategies to determine the meaning of grade-appropriate vocabulary words.
- **Reading Application**  
Students use a variety of strategies to comprehend text suitable for the grade level.
- **Literary Analysis: Fiction and Nonfiction**  
Students identify, analyze, and apply knowledge of the elements of a variety of literary texts, both fiction and nonfiction.
- **Informational Text and Research Process**  
Students comprehend and interpret informational text from a variety of sources.

## Glossary

---

Note: Terms defined in this glossary that have been cross-referenced appear in **bold text** the first time they are referenced in a definition other than their own.

**Achievement Levels** (also called Performance Levels)—Five categories of achievement that represent the success students demonstrate with the content assessed. The achievement levels are helpful in interpreting what a student's score represents. Achievement levels range from 1 to 5, with Level 1 being the lowest and Level 5 being the highest. The minimum score in Achievement Level 3 is the passing score for each assessment, as achieving a score in Level 3 is considered satisfactory.

**Benchmark**—A specific statement that describes what students should know and be able to do. The benchmarks are part of the **Next Generation Sunshine State Standards**.

**CBT Tools**—Tools available to students in the **computer-based testing** platform.

**Computer-Based Practice Test**—Students participate in a practice test session at school that demonstrates the tools and **item** types they will see on the actual assessment. The practice test is delivered through an online tool, which mimics the software the students will use on the day of testing. This practice test is not intended to be a predictor of performance on the assessment. Students may practice on their own by accessing the appropriate practice test at <http://download.pearsonaccessnext.com/fl/fl-practicetest.html?links=true>.

**Computer-Based Testing (CBT)**—In 2018, the FCAT 2.0 Reading Retake was given in a computer-based format, with paper-based accommodations offered for eligible students. When testing on the computer, students record their answer choices on the computer, and they may use various **CBT tools**, such as highlighter and answer eliminator, as they respond. Once they have completed the test, they submit their answers electronically. Before exiting the test and submitting their responses, students are taken to a screen that identifies questions that are answered, unanswered, and marked for review.

**Florida Education Identifier (FLEID)**—A code issued by the Florida Department of Education used to uniquely identify a person in Florida's education data system.

**Items**—Test questions that students are required to answer.

**Mean**—An average of the individual scores that describes the performance of a group of students. The mean is computed by finding the sum of all scores and dividing by the number of scores.

**Multiple-Choice**—Test questions that present students with several options from which to choose the correct answer. The FCAT 2.0 Reading Retake uses multiple-choice **items** in which four choices are given, only one of which is correct.

**Next Generation Sunshine State Standards (NGSSS)**—The core content of the curricula taught in Florida in science and social studies. For 2017–18, the NGSSS specify the core content knowledge and skills that K–12 public school students are expected to acquire in the **subject areas** of science, social studies, visual and performing arts, physical education, health, and foreign languages. The NGSSS **benchmarks** identify what a student should know and be able to do at each grade level for each subject area.

**Points Earned**—See **Reporting Category Scores**.

**Points Possible**—The number of points possible is the sum of the maximum scores for test **items** measuring a given **reporting category**. The number of points possible in a reporting category may change slightly with each administration.

**Reporting Category**—Broad content areas into which student knowledge of the assessed **NGSSS benchmarks** are grouped.

**Reporting Category Scores**—The sum of the scores for **items** measuring a given **reporting category**. Reporting category scores are also referred to as raw scores.

**Scale Score**—A scale score is used to report student results on the entire test on the **NGSSS** scale and also reflects the student's **achievement level**.

**Subject Area**—The content contained in an area of study. The subject area assessed in the FCAT 2.0 Retake is Reading.

### **Copyright Statement for this Office of Assessment Publication**

Authorization for reproduction of this document is hereby granted to persons acting in an official capacity within the Uniform System of Public K–12 Schools as defined in Section 1000.01(4), Florida Statutes. This copyright notice must be included in all copies.

All trademarks and trade names found in this publication are the property of their respective owners.

This publication is provided by the Florida Department of Education to Florida public schools free of charge and is not intended for resale.

Permission is NOT granted for distribution or reproduction outside the Uniform System of Public K–12 Schools or for commercial distribution of the copyrighted materials without written authorization from the Florida Department of Education. Questions regarding use of these copyrighted materials should be sent to the following:

Office of Assessment  
Florida Department of Education  
325 West Gaines Street, Suite 414  
Tallahassee, Florida 32399-0400

Copyright © 2018  
State of Florida  
Department of State

