

Understanding NGSSS Reports

Grades 5 & 8 Science and End-of-Course Assessments

Spring 2019



Table of Contents

Introduction	3
Purpose of the Assessments.....	3
2019 Science and Social Studies Assessments.....	3
Testing Format.....	3
Question Formats	3
NGSSS Assessment Scores	4
Science and Social Studies Assessment Scores.....	4
Codes for No Data Reported.....	5
NGSSS Student, School, District, and State Reports	6
Statewide Science Assessment and NGSSS EOC Assessments Individual Score Reports.....	7
Statewide Science Assessment and NGSSS EOC Assessments School Report of Students.....	11
Statewide Science Assessment School Report of Students.....	11
Biology 1, Civics, and U.S. History EOC Assessments School Report of Students.....	12
Statewide Science Assessment and NGSSS EOC Assessments District and State Reports of Results	13
Statewide Science Assessment District and State Reports of Results	13
Biology 1, Civics, and U.S. History EOC Assessments District and State Reports of Results	14
Statewide Science Assessment and NGSSS EOC Assessments Reporting Categories.....	15
Statewide Science Assessment Reporting Categories	15
NGSSS EOC Assessments Reporting Categories.....	16
Glossary	18

Introduction

This document has been prepared to help you understand the score reports for the science and social studies assessments. It includes explanations of the reports, information about the content assessed in science and social studies, and a glossary of the terms used in the reports. The explanations provided for the sample reports apply to all science and social studies assessments unless otherwise noted.

Students who participated in a Florida Standards Assessments (FSA) test should reference *Understanding FSA Reports*, available on the [FSA page](#) of the Florida Department of Education (FDOE) website.

Districts will receive paper copies of individual score reports for distribution to schools and students. Additional reports, including school-, district-, and state-level reports, can be found in **PearsonAccess Next**. Only authorized district and school personnel can log in to PearsonAccess Next to access student-level and aggregate score results. Please see the [Florida PearsonAccess Next User Guide](#) for assistance in accessing these results.

For more detailed information about how the assessments are scored, please see the [Statewide Assessment Program Information Guide](#).

Note: Terms that are defined in the [glossary](#) appear in bold text the first time they are used in a section.

Purpose of the Assessments

All Florida public schools teach the **Next Generation Sunshine State Standards (NGSSS)** in science and social studies. Student performance on NGSSS assessments provides important information to parents/guardians, teachers, policy makers, and the general public regarding how well students are learning the science and social studies standards.

2019 Science and Social Studies Assessments

- Grades 5 and 8 Statewide Science Assessments
- Biology 1 End-of-Course (EOC) Assessment
- Civics EOC Assessment
- U.S. History EOC Assessment

Most students, including English language learner (ELL) and exceptional student education (ESE) students, enrolled in the tested grade levels or courses participated in the 2019 science and social studies assessments. Allowable accommodations were provided to ELLs and ESE students who have accommodations documented on their Individual Education Plans (IEPs) or Section 504 Plans.

Testing Format

The Statewide Science Assessment is a paper-based test. All NGSSS EOC assessments are administered via a **computer-based testing** platform. Paper-based accommodated test forms are provided for eligible students, as specified in their IEPs or Section 504 Plans. Accommodated paper-based forms include large print, braille, and one-item-per-page for both paper-based and computer-based tests and regular print for computer-based tests. Computer-based accommodations, such as answer masking and text-to-speech, are available in the computer-based platform.

Question Formats

Multiple-choice questions appear on the grades 5 and 8 Statewide Science Assessments and the NGSSS EOC assessments. Students choose the best answer from four answer choices.

NGSSS Assessment Scores






NGSSS assessment results are reported at the student, school, district, and state level. [Table 3](#) provides a list of the NGSSS science and social studies reports, the form in which the report is delivered, the grade levels for which each report is provided, and the page of this document on which each type of report is described.

Science and Social Studies Assessment Scores

After the baseline administration for each NGSSS assessment, FDOE conducted the **standard setting** process to establish **achievement level cut scores**. The Florida State Board of Education adopted achievement level cut scores in State Board of Education Rule 6A-1.09422, Florida Administrative Code, for the Statewide Science Assessment and the Biology 1 EOC Assessment on December 12, 2012; the U.S. History EOC Assessment on January 21, 2014; and the Civics EOC Assessment on January 14, 2015. Information regarding standard setting is available on the FDOE [Standard Setting page](#).

Performance levels, also called achievement levels, describe a student's success with the content assessed. Performance levels range from 1 to 5, with Level 1 as the lowest and Level 5 as the highest. For all NGSSS assessments, Level 3 indicates satisfactory performance. The passing score for each NGSSS assessment is the minimum **scale score** in Performance Level 3.

Table 1. Performance Levels

				
Inadequate:	Below Satisfactory:	Satisfactory:	Proficient:	Mastery:
Highly likely to need substantial support for the next grade/course	Likely to need substantial support for the next grade/course	May need additional support for the next grade/course	Likely to excel in the next grade/course	Highly likely to excel in the next grade/course

Both performance levels and scale scores are reported for NGSSS science and social studies assessments. There is one scale for the Statewide Science Assessment and one for the NGSSS EOC assessments, but the scale score ranges for each performance level vary by grade and subject. The scale score ranges comprise the five different performance levels, which correspond to the performance level descriptions shown above in [Table 1](#). The corresponding scale score ranges for each level are shown on the next page in [Table 2](#).

Table 2. NGSSS Scale Scores for Each Performance Level

Assessment	Level 1	Level 2	Level 3	Level 4	Level 5
Grade 5 Statewide Science Assessment	140–184	185–199	200–214	215–224	225–260
Grade 8 Statewide Science Assessment	140–184	185–202	203–214	215–224	225–260
Biology 1 EOC Assessment	325–368	369–394	395–420	421–430	431–475
Civics EOC Assessment	325–375	376–393	394–412	413–427	428–475
U.S. History EOC Assessment	325–377	378–396	397–416	417–431	432–475

Codes for No Data Reported

The following abbreviations may appear on some student-level educator reports.

NR (Not Reported) indicates that no data are reported for one of the following reasons:

- **NR2**—Did Not Meet Attemptedness Criteria
- **NR3**—Marked Do Not Score
- **NR5**—Below-Grade Tester
- **NR6**—Duplicate Record
- **NR7**—FDOE Hold
- **NR8**—Caveon Invalidated

If a student receives an NR code, the parent or student may consult the student’s guidance counselor for more information.

A dash (—) on the school-, district-, or state-level reports appears when data are suppressed. To provide meaningful results and to protect the privacy of individual students, no data are reported if the number of students is less than ten. If all students would be reported in the same performance level, the data are suppressed, with the exception that the totaled percentage of levels 3–5 is reported on summary educator reports.

NGSSS Student, School, District, and State Reports

Table 3: NGSSS Reports by Type, Format, and Location

NGSSS Assessment Report Type		Format of Delivery	Page of Report Description
Student Reports	Statewide Science Assessment Individual Score Report	Paper	8
	Biology 1 EOC Assessment Individual Score Report		8
	Civics EOC Assessment Individual Score Report		8
	U.S. History EOC Assessment Individual Score Report		8
School Reports	Statewide Science Assessment School Report of Students	Online	11
	Biology 1 EOC Assessment School Report of Students		12
	Civics EOC Assessment School Report of Students		12
	U.S. History EOC Assessment School Report of Students		12
District Reports	Statewide Science Assessment District Report of Schools	Online	13
	Biology 1 EOC Assessment District Report of Schools		14
	Civics EOC Assessment District Report of Schools		14
	U.S. History EOC Assessment District Report of Schools		14
	Statewide Science Assessment District Summary		13
	Biology 1 EOC Assessment District Summary		14
	Civics EOC Assessment District Summary		14
	U.S. History EOC Assessment District Summary		14
State Reports	Statewide Science Assessment State Report of Districts	Online	13
	Biology 1 EOC Assessment State Report of Districts		14
	Civics EOC Assessment State Report of Districts		14
	U.S. History EOC Assessment State Report of Districts		14
	Statewide Science Assessment State Summary		13
	Biology 1 EOC Assessment State Summary		14
	Civics EOC Assessment State Summary		14
	U.S. History EOC Assessment State Summary		14

Statewide Science Assessment and NGSSS EOC Assessments

Individual Score Reports

Readers should have their Statewide Science Assessment or **NGSSS** EOC assessment Individual Score Report when reviewing and interpreting information provided in this section. Below you will find explanations of elements on the score reports.

The format shown on the following pages is used for the science and EOC assessment Individual Score Reports, which are three-page reports. These reports provide the student's results and important information about the tests. The information is translated into Spanish and Haitian Creole.

1

DOE, JOSEPH
FLEID: FL999999999999
SPRING 2019

SCHOOL: DEMO SCHOOL (9999)
SCHOOL DISTRICT: DEMO DISTRICT (99)

2

PURPOSE OF THIS REPORT

The Next Generation Sunshine State Standards (NGSSS) are in place to help Florida students succeed, and the Statewide Science and end-of-course (EOC) assessments (Biology 1, Civics, and U.S. History) serve Florida students by measuring education gains and progress. Assessment supports instruction and student learning, and test results help Florida's educational leadership and stakeholders determine whether the goals of the education system are being met.

This report reflects your student's performance on the Spring 2019 Statewide Science assessment. It also allows you to compare your student's score to the performance of students in his or her grade across the state and to follow your student's academic progress from year to year. In addition, by looking at the points earned in each reporting category, you can identify skill areas that may need improvement.

La Próxima Generación de los Estándares del Estado de la Florida (NGSSS, por sus siglas en inglés) están instituidos para ayudar a los estudiantes a tener éxito, y las pruebas de fin de curso (EOC, por sus siglas en inglés) en Ciencias a nivel estatal (Biología 1, Cívica e Historia de EE. UU.) permiten a los estudiantes de Florida medir sus logros y progresos en educación. Las pruebas respaldan la instrucción y el aprendizaje del estudiante y los resultados de estas ayudan a que los líderes e interesados en la educación de Florida determinen si los objetivos del sistema educativo se están cumpliendo.

Este informe refleja el rendimiento del estudiante en la prueba de la primavera de 2019 en Ciencias a nivel estatal. También permite comparar el puntaje del estudiante con el rendimiento de estudiantes de su grado a nivel estatal y seguir el progreso académico del estudiante año tras año. Además, al mirar los puntos ganados en cada categoría del informe, usted puede identificar las áreas de habilidades que deben mejorarse.

Estanda Nouvo Jenerasyon Sunshine State (Next Generation Sunshine State, NGSSS) yo anplas pou ede elèv Florida yo reyisi, epitou evalyasyon Syans pou tout Eta a ak evalyasyon nan Fen Kou a (EOC) (Byoloji Nivo 1, Sivik, ak Istwa Lèzetazini) asiste elèv Florida yo nan evalye benefis ak pwogrè edikatif yo. Evalyasyon yo sipòte ansèyman ak aprantisaj elèv, epi rezilta egzamen yo ede dirijan edikatif nan Florida yo ak pati konsène yo detèmine si y ap atenn objektif yo etabli pou sistèm edikasyon an.

Rapò sa a montre pèfòmans elèv ou nan evalyasyon Prentan 2019 la Syans pou tout Eta a. Li pèmèt tou ke ou konpare rezilta elèv ou a parapò ak pèfòmans elèv nan klas li nan tout eta a e pou swiv pwogrè akademik elèv ou a de yon ane a yon lòt. Metsouli, lè ou gade pwen li fè nan chak kategori rapò yo, ou kapab idantifye domèn konpetans ki ka bezwen amelyorasyon.

3

JOSEPH'S PERFORMANCE ON THE STATEWIDE SCIENCE ASSESSMENT

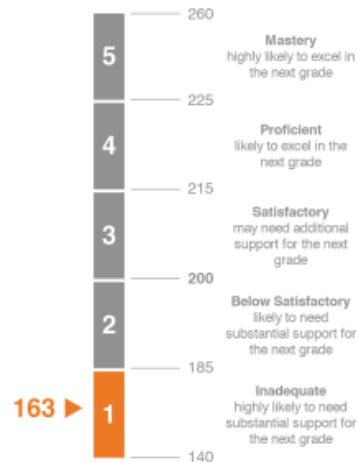
PERFORMANCE LEVEL



Students who score in **Level 1** demonstrate an inadequate level of mastery of the NGSSS for their grade. To be prepared for the next grade, they are highly likely to need substantial support.

Los estudiantes con un puntaje en **Nivel 1** demuestran un nivel de dominio inadecuado del NGSSS, para su grado. Con el fin de estar preparado para el siguiente grado es muy probable que los estudiantes necesiten ayuda considerable.

Elèv ki fè nòt nan **Nivo 1** demontre yon nivo metriz ki pa adekwa pou NGSSS pou klas yo. Pou yo prepare pou pwochen klas la, gen anpil chans y ap bezwen anpil sipò.



XXXXXXXX

mmddy Z0000001-999999-0000000

- Top of Report:** The test, student name, student **Florida Education Identifier (FLEID)**, administration, school, and district are identified on the top of the report.
- Purpose of This Report:** A description of the NGSSS program and the score report. Each NGSSS score report is customized by grade and subject.
- Performance Level and Scale Score:** **Performance levels** are indicated by both number and color for easy interpretation. An icon displays the student's performance level. Next to the icon, a statement provides further information regarding the performance level and charts the **scale score** on a graph.

Note: In addition to the performance level indicator, a passing line is provided on the Biology 1 and U.S. History EOC reports to indicate the required score needed to achieve a standard high school diploma with a Scholar designation.

4

JOSEPH'S PERFORMANCE DETAILS

This NGSSS Statewide Science assessment measures what students know and are able to do in the broad reporting categories listed below. The difficulty of the concepts assessed on Statewide Science progresses systematically from grade to grade, as does the complexity of the text presented to the student at each grade level.

This table describes the knowledge and skills assessed in each reporting category on the assessment. The columns to the right display the number of points possible and number of points earned by your student in each category.

REPORTING CATEGORIES		POINTS EARNED*	POINTS POSSIBLE
Nature of Science	In this category, students are expected to evaluate investigations and experiments, organize data, identify the control group in an experiment, interpret data and analyze information, and distinguish between observations and opinions.	99	99
	En esta categoría, se espera que los estudiantes evalúen investigaciones y experimentos, organicen datos, identifiquen el grupo de control en un experimento, interpreten datos y analicen información y distingan entre observaciones y opiniones.		
	Nan kategori sa a, nou atann aske elèv yo evalye envestigasyon ak eksperyans, òganize done, idantifye gwoup kontwòl la nan yon eksperyans, entèprete done ak analize enfòmasyon, epi distenge ant obsèvasyon ak opinyon.		
Earth and Space Science	In this category, students are expected to distinguish among objects in our solar system, identify categories of rocks and characteristics of minerals, differentiate between physical weathering and erosion, identify characteristics associated with different climate zones, and identify factors that affect weather.	99	99
	En esta categoría, se espera que los estudiantes diferencien los objetos de nuestro sistema solar, identifiquen clases de rocas y características de minerales, diferencien entre el desgaste físico y la erosión, identifiquen características asociadas con diferentes zonas climáticas e identifiquen factores que afectan el clima.		
	Nan kategori sa a, nou atann aske elèv yo distenge pami objè nan sistèm solè nou an, idantifye kategori wòch ak karakteristik mineral yo, diferansye ant degradasyon fizik ak ewozyon, idantifye karakteristik ki asosye avèk zòn klimatik diferan, epi idantifye faktè ki afekte tan atmosferik la.		
Physical Science	In this category, students are expected to identify basic forms of energy; identify familiar forces; trace the conversion of electric energy into other forms of energy; and distinguish relationships among mass, force, and motion.	99	99
	En esta categoría, se espera que los estudiantes identifiquen formas básicas de energía; identifiquen las fuerzas familiares; realicen el seguimiento de la conversión de la energía eléctrica en otras formas de energía y distingan relaciones entre masa, fuerza y movimiento.		
	Nan kategori sa a, nou atann aske elèv yo idantifye fòm debaz enèji; yo idantifye fòs famiyè; yo trase konvèsyon enèji elektrik an lòt fòm enèji; epi yo distenge rapò ki genyen yo ant mas, fòs, ak mouvman.		
Life Science	In this category, students are expected to identify the function of human body organs, compare life cycles of Florida plants and animals, identify adaptations in animals and plants that allow them to survive, and trace energy through a food chain.	99	99
	En esta categoría, se espera que los estudiantes identifiquen la función de los órganos del cuerpo humano, comparen los ciclos de vida de plantas y animales de Florida, identifiquen las adaptaciones que permiten la supervivencia de animales y plantas y realicen el seguimiento de la energía a lo largo de una cadena alimentaria.		
	Nan kategori sa a, nou atann aske elèv yo idantifye fonksyon ògàn kò imen yo, konpare sik lavi plant ak zannimo Florida yo, idantifye adaptasyon nan zannimo ak plant ki pèmèt yo siviv, epi trase enèji atravè yon chenn alimentè.		

* Please note that FDOE uses a scoring method called pattern scoring. As a result of this method of scoring, students with the same raw score (number of points earned) may have similar, but not necessarily identical, scale scores. Different scale scores result because the students' patterns of correct answers were different. See *Understanding Florida Reports* for more information.

2

DOE, JOSEPH

- 4 **Performance Details:** A table lists the science or EOC reporting categories. The **Points Earned** column shows the actual number of points earned by the student. The **Points Possible** column provides the total number of points possible for each of the reporting categories.

5

JOSEPH'S PERFORMANCE COMPARED

This table shows the percentage of students in each performance level in your student's school, district, and the state.

	School	District	State
Level 5	20%	20%	20%
Level 4	20%	20%	20%
Level 3	20%	20%	20%
Level 2	20%	20%	20%
Level 1	20%	20%	20%

6

RECOMMENDED RESOURCES**PearsonAccess^{next} Resource Center**

The PearsonAccess^{next} Resource Center provides information and resources (<http://florida.pearsonaccessnext.com/>).

The following resource can be found on the Reporting Resources tab:

- [Understanding Florida Reports](#) – provides additional information on student reports.

FDOE Website

You are encouraged to browse the department's website (www.fldoe.org) for many useful parent resources, including the following:

- [NGSSS Fact Sheet](#) – this document contains test administration and policy information for the assessment.

CPALMS

CPALMS (<http://www.cpalms.org>) is the portal for resources related to the NGSSS. You may visit this site to review the standards for each grade level and subject or course to help support your student and understand the expectations for learning at each stage of your student's education.

- 5 Performance Compared:** A table lists the percentage of students in each performance level in the student's school, district, and the state. The performance level in which the student scored is highlighted.
- 6 Recommended Resources** Provides information and resources available to students, parents/guardians, and teachers regarding the NGSSS tests and score reports.

Statewide Science Assessment and NGSSS EOC Assessments


School Report of Students

The School Report of Students for the Statewide Science Assessment and NGSSS EOC assessments are available in **PearsonAccess Next**. Reports are produced for Science, Biology 1, Civics, and U.S. History and will contain results, listed by grade level, for all students tested within the school. In addition, a district-level School Report of Students is available for district users and contains the School Reports of Students for all schools in the district.

Readers should have their Statewide Science Assessment or NGSSS EOC School Report of Students when reviewing and interpreting information provided in this section.

Statewide Science Assessment School Report of Students

1



School Report of Students
Spring 2019
Grade 5

School: SCHOOLNAME MAX NUMBER OF CHARACTERS
School ID: 9999
District: DISTRICT NAME MAX CHARACTERS
District ID: 99

Student Name	FLEID	Scale Score (140-260)	Performance Level	Points Earned by Content Area				
			Level 1 (140-184) Level 2 (185-199) Level 3 (200-214) Level 4 (215-224) Level 5 (225-260)	Nature of Science	Earth and Space Science	Physical Science	Life Science	
				Points Possible	99	99	99	99
LASTNAME MAX CHARACTERS, FIRSTNAME MAX	FL999999999999	999	2		99	99	99	99
LASTNAME, FIRSTNAME	FL999999999999	999	2		99	99	99	99
LASTNAME, FIRSTNAME	FL999999999999	NR5						
LASTNAME, FIRSTNAME	FL999999999999	999	1		99	99	99	99
LASTNAME, FIRSTNAME	FL999999999999	NT						
LASTNAME, FIRSTNAME	FL999999999999	999		3	99	99	99	99
LASTNAME, FIRSTNAME	FL999999999999	999		4	99	99	99	99
LASTNAME, FIRSTNAME	FL999999999999	999		4	99	99	99	99
LASTNAME, FIRSTNAME	FL999999999999	999		3	99	99	99	99
LASTNAME, FIRSTNAME	FL999999999999	999		4	99	99	99	99
LASTNAME, FIRSTNAME	FL999999999999	NR5						
LASTNAME, FIRSTNAME	FL999999999999	999		3	99	99	99	99
LASTNAME, FIRSTNAME	FL999999999999	999		3	99	99	99	99
LASTNAME, FIRSTNAME	FL999999999999	999		3	99	99	99	99
LASTNAME, FIRSTNAME	FL999999999999	999		2	99	99	99	99

3


- Points earned by content area should not be compared across administrations.
- Not Reported (NR) codes:
 - NR2 = Did Not Meet Attemptedness Criteria
 - NR5 = Below-Grade Tester
 - NR7 = FDOE Hold
 - NR8 = Duplicate Record
 - NR8 = Caveon Invalidated
- NT = Not Tested

Copyright © 2019 State of Florida, Department of State

Page 1 of 2
mmddyy Z0000005-999999-0000000

- 1 Top of Report:** The subject, title of the report, administration, and grade level are printed on the top of the report. School and district information are listed on the top right corner of the report.
- 2 Report Results Table:** A table lists each student's name, **FLEID**, **scale score**, **performance level**, and the **points earned/points possible** by content area. The scale score ranges for each performance level are indicated in the subheading of the Performance Level column, and results are presented by grade level in ascending order.
- 3 Bottom of Report:** Important footnotes on how to read the results in the table are included here, along with the page number of the report and the month, day, and year the results were released.

Biology 1, Civics, and U.S. History EOC Assessments School Report of Students



**Biology 1
NGSSS EOC Assessment
School Report of Students
Spring 2019**

School	SCHOOLNAME MAX NUMBER OF CHARACTERS
School ID	9999
District	DISTRICT NAME MAX CHARACTERS
District ID	99

Student Name	FLEID	Test Form	Scale Score (325-475)	Level 3 or Above	Performance Level					Points Earned / Points Possible by Content Area			
					Level 1 (325-368)	Level 2 (369-394)	Level 3 (395-420)	Level 4 (421-430)	Level 5 (431-475)	Molecular and Cellular Biology	Classification, Heredity, and Evolution	Organisms, Populations, and Ecosystems	
Grade 8													
STUDENT 1	FL999999999999	A	999	N	1						99 / 99	99 / 99	99 / 99
STUDENT 2	FL999999999999	B	NR2										
STUDENT 3	FL999999999999	A	999	Y			3				99 / 99	99 / 99	99 / 99
STUDENT 4	FL999999999999	D	NR6										
STUDENT 5	FL999999999999	B	999	Y				5			99 / 99	99 / 99	99 / 99
STUDENT 6	FL999999999999	D	NR7										
STUDENT 7	FL999999999999	A	999	Y			4				99 / 99	99 / 99	99 / 99
STUDENT 8	FL999999999999	D	NR3										
STUDENT 9	FL999999999999	B	999	N		2					99 / 99	99 / 99	99 / 99
STUDENT 10	FL999999999999	A	999	N	1						99 / 99	99 / 99	99 / 99
STUDENT 11	FL999999999999	B	NR2										
STUDENT 12	FL999999999999	C	999	Y				5			99 / 99	99 / 99	99 / 99
STUDENT 13	FL999999999999	D	NR8										
LASTNAME MAX NUMBER, FIRSTNAME MAX	FL999999999999	A	999	N	1						99 / 99	99 / 99	99 / 99

- Points earned by content area should not be compared across administrations or test forms.
- Not Reported (NR) codes:

NR2 = Did Not Meet Attemptedness Criteria	NR6 = Duplicate Record	NR8 = Caveon Invalidated
NR3 = Marked Do Not Score	NR7 = FDOE Hold	

- Grade 30 = A Non-High School Graduate

Copyright © 2019 State of Florida, Department of State Page 1 of 2
mmddyy Z0000005-999999-000000

- 1 Top of Report:** The subject, title of the report, and administration are printed on the top of the report. School and district information are listed on the top right corner of the report.
- 2 Report Results Table:** A table lists each student's name, **FLEID**, test form (spring EOC administrations only), **scale score**, level 3 or above, **performance level**, and the **points earned/points possible** by content area. The scale score ranges for each performance level are indicated in the subheading of the Performance Level column, and results are presented by grade level in ascending order.
- 3 Bottom of Report:** Important footnotes on how to read the results in the table are included here, along with the page number of the report and the month, day, and year the results were released.

Statewide Science Assessment and NGSSS EOC Assessments

District and State Reports of Results

Readers should have one of the following Statewide Science Assessment or NGSSS EOC assessment reports when reviewing and interpreting information provided in this section: District Report of Schools, District Summary, State Report of Districts, or State Summary.

Statewide Science Assessment District and State Reports of Results

1

District Report of Schools

Spring 2019

Grade 5

District DISTRICT NAME MAX CHARACTERS
District ID 99

2

	Number of Students Mean Scale Score (140-260)	Percentage in Each Performance Level						Mean Points Earned by Content Area				
		Level 1 (140-184)	Level 2 (185-199)	Level 3 (200-214)	Level 4 (215-224)	Level 5 (225-260)	Levels 3-5	Nature of Science	Earth and Space Science	Physical Science	Life Science	
								Points Possible	99	99	99	99
9999 – SCHOOLNAME MAX NUMBER OF CHARACTER	0								99	99	99	99
9999 – SCHOOLNAME MAX NUMBER OF CHARACTER	99,999 999	999	999	999	999	999	999		99	99	99	99
9999 – SCHOOLNAME MAX NUMBER OF CHARACTER	9	—	—	—	—	—	—		—	—	—	—
9999 – SCHOOLNAME MAX NUMBER OF CHARACTER	99,999 999	999	999	999	999	999	999		99	99	99	99
9999 – SCHOOLNAME MAX NUMBER OF CHARACTER	10	—	—	—	—	—	999		—	—	—	—
9999 – SCHOOLNAME MAX NUMBER OF CHARACTER	99,999 999	999	999	999	999	999	999		99	99	99	99
9999 – SCHOOLNAME MAX NUMBER OF CHARACTER	99,999 999	999	999	999	999	999	999		99	99	99	99
9999 – SCHOOLNAME MAX NUMBER OF CHARACTER	99,999 999	999	999	999	999	999	999		99	99	99	99
9999 – SCHOOLNAME MAX NUMBER OF CHARACTER	99,999 999	999	999	999	999	999	999		99	99	99	99
9999 – SCHOOLNAME MAX NUMBER OF CHARACTER	99,999 999	999	999	999	999	999	999		99	99	99	99
9999 – SCHOOLNAME MAX NUMBER OF CHARACTER	99,999 999	999	999	999	999	999	999		99	99	99	99
9999 – SCHOOLNAME MAX NUMBER OF CHARACTER	99,999 999	999	999	999	999	999	999		99	99	99	99
9999 – SCHOOLNAME MAX NUMBER OF CHARACTER	99,999 999	999	999	999	999	999	999		99	99	99	99
9999 – SCHOOLNAME MAX NUMBER OF CHARACTER	99,999 999	999	999	999	999	999	999		99	99	99	99
9999 – SCHOOLNAME MAX NUMBER OF CHARACTER	99,999 999	999	999	999	999	999	999		99	99	99	99
9999 – SCHOOLNAME MAX NUMBER OF CHARACTER	99,999 999	999	999	999	999	999	999		99	99	99	99
9999 – SCHOOLNAME MAX NUMBER OF CHARACTER	99,999 999	999	999	999	999	999	999		99	99	99	99
9999 – SCHOOLNAME MAX NUMBER OF CHARACTER	99,999 999	999	999	999	999	999	999		99	99	99	99
9999 – SCHOOLNAME MAX NUMBER OF CHARACTER	99,999 999	999	999	999	999	999	999		99	99	99	99

3

- To provide meaningful results and to protect the privacy of individual students, no data are reported if the number of students is less than ten. If all students would be reported in the same Performance Level, the data are suppressed, with the exception that the Percentage in Levels 3-5 is reported. A dash (—) appears when data are suppressed.
- Percentages may not add to 100 due to rounding.
- Performance Levels 3-5 are grouped together for comparison, since the percentage of students scoring at or above satisfactory is necessary for accountability reporting.
- Points earned by content area should not be compared across administrations.

Copyright © 2019 State of Florida, Department of State

Page 1 of 2
mmddyy Z0000005-999999-0000000

- 1 Top of Report:** The subject, title of the report, administration, and grade level are displayed on the top of the report. District information is listed on the top right of district-level reports.
- 2 Report Results Table:** Identifying information for the district or school is provided in the first column. On the District Summary and State Summary, grade level information is also provided in this column. The number of students tested and **mean scale score** appears after the identifying information on all reports. The percentage of students in each **performance level** is provided in the center of the table along with a percentage of the passing levels (levels 3–5). The **mean points earned** by content area is provided on the right side of the table.
- 3 Bottom of Report:** Important footnotes on how to read the results in the table are included here, along with the page number of the report and the month, day, and year the results were released. The District Summary and State Summary reports also include a table of the **scale score** ranges for each performance level by grade.

Biology 1, Civics, and U.S. History EOC Assessments District and State Reports of Results

Florida
EOC
Assessments

Biology 1
NGSSS EOC Assessment
District Report of Schools
Spring 2019

District **DISTRICT NAME MAX**
 CHARACTERS
District ID **99**

	Number of Students	Mean Scale Score (325-475)	Percentage in Each Performance Level							
			Level 1 (325-368)	Level 2 (369-394)	Level 3 (395-420)	Level 4 (421-430)	Level 5 (431-475)	Levels 3-5		
1111 – ZSCHOOLNAME MAX NUMBER OF CHARACTER										
School Totals for First-Time Testers										
Grade 3	9	—	—	—	—	—	—	—		
Grade 4	10	999	999	999	999	999	999	999		
Grade 5	9,999	999	999	999	999	999	999	999		
Grade 6	9,999	999	999	999	999	999	999	999		
Grade 11	10	—	—	—	—	—	—	999		
Grade 12	9,999	999	999	999	999	999	999	999		
Grade 30	9,999	999	999	999	999	999	999	999		
All Grades	9,999	999	999	999	999	999	999	999		
School Total for Retakers										
All Grades	9,999	999	999	999	999	999	999	999		
School Total										
All Grades	9,999	999	999	999	999	999	999	999		

• To provide meaningful results and to protect the privacy of individual students, no data are reported if the number of students is less than ten. If all students would be reported in the same Performance Level, the data are suppressed, with the exception that the **Percentage in Levels 3-5** is reported. A dash (—) appears when data are suppressed.

• When totaled, percentages may not add to 100 due to rounding.
• Grade 30 = A Non-High School Graduate

Copyright © 2019 State of Florida, Department of State

Page 1 of 2
mmddyy Z0000005-999999-0000000

- 1 **Top of Report:** The subject, title of the report, and administration are displayed on the top of the report. District information is listed on the top right of district-level reports.
- 2 **Report Results Table:** Identifying information for the school or district is provided in the first column. Grade level information is also provided in this column. The number of students tested appears in the second column of all reports. The **mean scale score** is provided in the third column, followed by the percentage in levels 3–5. The percentage of students in each **performance level** is provided on the right side of the table.
- 3 **Bottom of Report:** Important footnotes on how to read the results in the table are included here, along with the page number of the report and the month, day, and year the results were released.

Statewide Science Assessment and NGSSS EOC Assessments

Reporting Categories

The content of each Statewide Science Assessment and **NGSSS** EOC assessment is organized by **reporting categories**. Reporting categories group the assessed student knowledge and skills into broad content areas.

Note: Reporting categories should not be considered the sole indicators for determining the educational needs of students. Furthermore, providing instruction in a specific reporting category may not be justified and may actually be an inefficient use of instructional time.

When interpreting student results provided under their performance details for each reporting category, the following cautions and information should be considered:

- The number of **items** in a reporting category will vary by grade level (Statewide Science Assessment) and test form (EOC assessments). Consequently, users should not compare **reporting category scores** across grade levels or test forms.
- The difficulty of the items measuring each **benchmark** will vary from one year to the next. Consequently, users should not compare reporting category scores across years.

Definitions for each reporting category for each of the science and EOC assessments are provided below.

Statewide Science Assessment Reporting Categories

Grade 5

- **Nature of Science**
In this category, students are expected to evaluate investigations and experiments, organize data, identify the control group in an experiment, interpret data and analyze information, and distinguish between observations and opinions.
- **Earth and Space Science**
In this category, students are expected to distinguish among objects in our solar system, identify categories of rocks and characteristics of minerals, differentiate between physical weathering and erosion, identify characteristics associated with different climate zones, and identify factors that affect weather.
- **Physical Science**
In this category, students are expected to identify basic forms of energy; identify familiar forces; trace the conversion of electric energy into other forms of energy; and distinguish relationships among mass, force, and motion.
- **Life Science**
In this category, students are expected to identify the function of human body organs, compare life cycles of Florida plants and animals, identify adaptations in animals and plants that allow them to survive, and trace energy through a food chain.

Grade 8

- **Nature of Science**

In this category, students are expected to identify test and outcome variables in an experiment, differentiate between experiments and investigations, analyze information to make inferences or predictions, differentiate between replication and repetition, and distinguish between theories and laws.

- **Earth and Space Science**

In this category, students are expected to relate the positions of the Sun, Moon, and Earth that result in tides, moon phases, and eclipses; identify Earth changes due to weathering, erosion, and plate tectonics; and recognize that the Sun's energy influences global atmospheric patterns.

- **Physical Science**

In this category, students are expected to classify substances by physical properties, differentiate between physical and chemical change, distinguish between kinetic and potential energy, and differentiate contact forces and forces acting at a distance.

- **Life Science**

In this category, students are expected to identify functions of the human body systems, classify organisms, identify ways genetic variation contributes to the scientific theory of evolution, determine probabilities for genotypic and phenotypic combinations, and distinguish relationships among organisms in a food web.

NGSSS EOC Assessments Reporting Categories

Biology 1

- **Molecular and Cellular Biology**

In this category, students are expected to compare prokaryotic and eukaryotic cells, differentiate between mitosis and meiosis, relate the structure and function of the four major categories of biological macromolecules, and differentiate the processes of photosynthesis and cellular respiration.

- **Classification, Heredity, and Evolution**

In this category, students are expected to identify evidence that supports the scientific theory of evolution, classify organisms into domains or kingdoms, identify scientific explanations of the origin of life, determine conditions required for natural selection, and analyze patterns of inheritance.

- **Organisms, Populations, and Ecosystems**

In this category, students are expected to relate structure and function of organs and tissues in plants and animals, evaluate factors contributing to changes in population size, determine consequences of the loss of biodiversity, and evaluate the impact of biotechnology.

Civics

- **Origins and Purposes of Law and Government**

In this category, students are expected to identify the origin, course, and development of the American legal and political traditions; the inherent conflicts involved in formulating those documents which would establish the nation; and how those concepts of the rule of law, limited government, and checks and balances remained constant through the first centuries of American history.

- **Roles, Rights, and Responsibilities of Citizens**

In this category, students are expected to understand and define the concepts of citizen and citizenship with their corresponding obligations, rights, and responsibilities; explain the role of the Constitution in safeguarding individual rights and limiting government power; and evaluate the impact of relevant constitutional amendments and the significance and outcomes of landmark Supreme Court decisions.

- **Government Policies and Political Processes**

In this category, students are expected to identify current political parties and formulate ideas regarding government, examine the impact of interest groups, evaluate political candidates, analyze the role of media in policy issues, identify appropriate government agencies for resolving policy debates, comprehend and differentiate concepts related to U.S. domestic and foreign policy, and describe how the United States has dealt with international conflicts.

- **Organizations and Functions of Government**

In this category, students are expected to compare the different forms and systems of government, understand the role of the three branches of government, recognize the division of federal and state obligations and powers, articulate the constitutional amendment process, understand the judicial process, and compare the Constitutions of the United States and Florida.

U.S. History

- **Late Nineteenth and Early Twentieth Centuries (1860–1910)**

In this category, students are expected to understand and articulate the impact of issues related to the Civil War, Reconstruction, the closing of the frontier, the industrialization of the nation, and changes in American society at the beginning of the twentieth century.

- **Global Military, Political, and Economic Challenges (1890–1940)**

In this category, students are expected to understand and articulate the impact of the issues related to the rise of American military power; America's increased involvement in world affairs; and changing social, political, and economic forces affecting the 1920s and 1930s.

- **The United States and the Defense of the International Peace (1940–2010)**

In this category, students are expected to understand and articulate the impact of issues related to World War II, the Cold War, the social revolutions of the late twentieth century, and the challenges of the early twenty-first century.

Glossary

Note: Terms defined in this glossary that have been cross-referenced appear in **bold text** the first time they are referenced in a definition other than their own.

Benchmark—A specific statement that describes what students should know and be able to do. The benchmarks are part of the NGSSS.

Computer-Based Testing (CBT)—In 2019, the U.S. History, Civics, and Biology EOC assessments were given in a computer-based format with paper-based accommodations offered for eligible students. When testing on the computer, students record their answer choices on the computer, and they may use various CBT tools, such as highlighter and answer eliminator, as they respond. Before exiting the test and submitting their responses, students are taken to a screen that identifies questions that are answered, unanswered, and marked for review.

Florida Education Identifier (FLEID)—A code issued by FDOE used to uniquely identify a person in Florida's education data system.

Items—Test questions that students are required to answer.

Mean—An average of the individual scores that describes the performance of a group of students. The mean is computed by finding the sum of all scores and dividing by the number of scores.

Multiple-Choice—Test questions that present students with several options from which to choose the correct answer. The NGSSS U.S. History, Civics, Biology 1, and Science assessments use multiple-choice **items** in which four choices are given, only one of which is correct.

Next Generation Sunshine State Standards (NGSSS)—The core content of the science and social studies curricula taught in Florida. For 2018–19, the NGSSS specify the core content knowledge and skills that K–12 public school students are expected to acquire in the **subject areas** of science, social studies, visual and performing arts, physical education, health, and foreign languages. The NGSSS **benchmarks** identify what a student should know and be able to do at each grade level for each subject area.

PearsonAccess Next (fl.pearsonaccessnext.com)—PearsonAccess Next is a website used for test preparation, setup, administration, and reporting tasks for all NGSSS assessments. Managing secure information in PearsonAccess Next requires a username and password.

Performance Levels (also called Achievement Levels)—Five categories of achievement that represent the success students demonstrate with the content assessed. The performance levels are helpful in interpreting what a student's score represents. Performance levels range from 1 to 5, with Level 1 being the lowest and Level 5 being the highest. The minimum score in Performance Level 3 is the passing score for each assessment, as achieving a score in Level 3 is considered satisfactory.

Points Earned— The number of correct items in a given **reporting category**.

Points Possible—The number of points possible is the number of total test **items** in a given **reporting category**. The number of points possible in a reporting category may change slightly with each administration.

Reporting Category—Broad content areas into which student knowledge of the assessed **NGSSS benchmarks** are grouped.

Reporting Category Scores—The number of correct **items** in a given **reporting category**. Reporting category scores are also referred to as raw scores.

Scale Score—A scale score is used to report student results on the entire test on the **NGSSS** and also reflects a student's **performance level**.

Subject Area—The content contained in an area of study. The subject areas assessed in the 2019 **NGSSS** are U.S. History, Civics, Biology 1, and Science.

Copyright Statement for this Office of Assessment Publication

Authorization for reproduction of this document is hereby granted to persons acting in an official capacity within the Uniform System of Public K–12 Schools as defined in Section 1000.01(4), Florida Statutes. This copyright notice must be included in all copies.

All trademarks and trade names found in this publication are the property of their respective owners.

This publication is provided by the Florida Department of Education to Florida public schools free of charge and is not intended for resale.

Permission is NOT granted for distribution or reproduction outside the Uniform System of Public K–12 Schools or for commercial distribution of the copyrighted materials without written authorization from the Florida Department of Education. Questions regarding use of these copyrighted materials should be sent to the following:

Office of Assessment
Florida Department of Education
325 West Gaines Street, Suite 414
Tallahassee, Florida 32399-0400

Copyright © 2019
State of Florida
Department of State

