



Florida College System Overview

Kathy Hebda, Florida College System Chancellor

House Appropriations Subcommittee on Higher Education

October 23, 2019



FLORIDA DEPARTMENT OF
EDUCATION
fldoe.org

www.FLDOE.org

FLORIDA CONSTITUTION, ARTICLE IX

SECTION 8. State College System.—

(a) **PURPOSES.** In order to achieve excellence and to provide access to undergraduate education to the students of this state; to originate articulated pathways to a baccalaureate degree; to ensure superior commitment to teaching and learning; and to respond quickly and efficiently to meet the demand of communities by aligning certificate and degree programs with local and regional workforce needs, the people hereby establish a system of governance for the state college system of Florida.

NATIONAL RECOGNITIONS



- Florida is ranked as the #1 state in higher education
- 16 Florida Colleges ranked in the top 10% of lowest net cost

- 14 Florida Colleges are in top 150 in the 2019 Aspen Prize for Community College Excellence



2019: Two Florida colleges earned top prize – Indian River State College and Miami Dade College; Broward College honored as a finalist with distinction

2017: Broward College and Indian River State College honored as finalists with distinction

2015: Santa Fe College earned top prize; Indian River State College honored as a finalist

2013: Broward College and Santa Fe College honored as finalists

2011: Valencia College earned top prize; Miami Dade College honored as finalist with distinction

- Florida moved from #24 to #20 nationally in the Lumina *Stronger Nation* Report

WHO AND HOW WE SERVE

- 729,140 students enrolled in 2018-19
 - 65% part-time with an average age of 26
 - 60% minority
 - 60% female
 - 20,000+ military: veterans, active duty and reserves
 - Phi Theta Kappa National academic scholars, including 21% of the Jack Kent Cooke scholars awarded nationally
- System Performance in 2018
 - Over 110,000 credentials awarded annually
 - Retention rate = 65% ↑
 - Completion rate = 55% ↑
 - Regional completer to entry level wage ratio = 111% ↑

2018-19 ENROLLMENTS AND COMPLETIONS SELECTED AWARDS

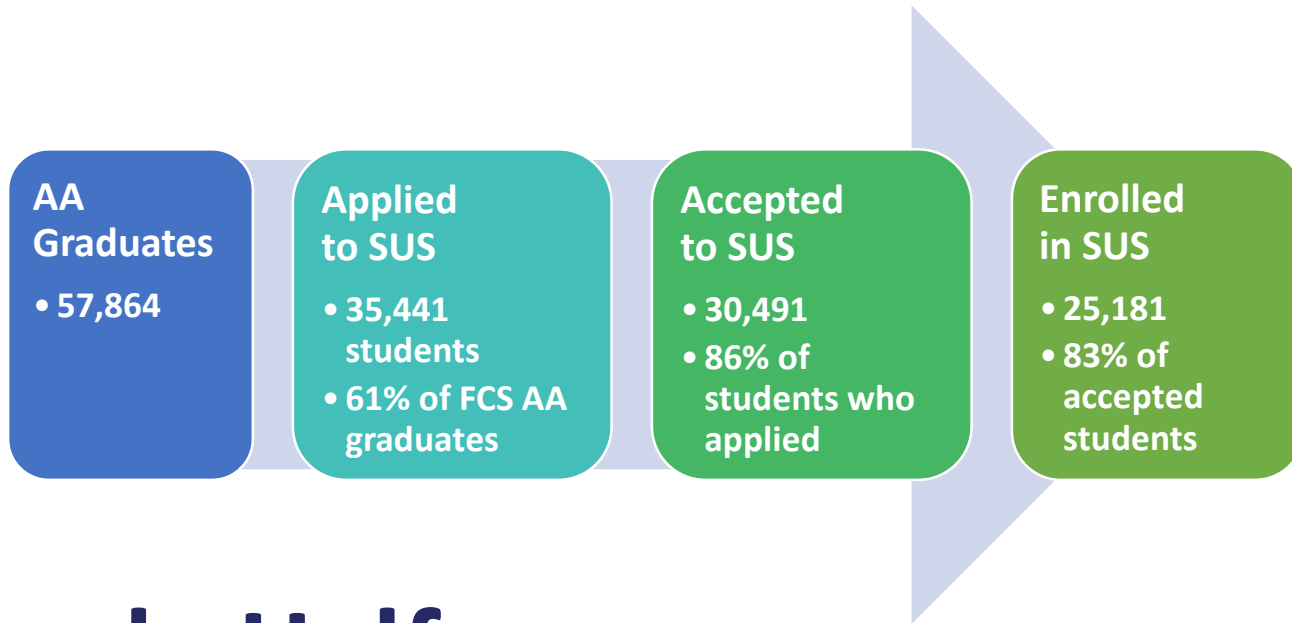
Credential	Enrollments	Completions
Associate in Arts	317,461	59,261
Associate in Science/ Associate in Applied Science	102,395	15,178
College Credit Certificate	38,465	28,845
Career Certificate	17,851	9,520
Workforce Baccalaureate	44,156	9,122

MAJOR AREAS OF FOCUS

Florida College System institutions provide access to postsecondary education and meet the needs of citizens, communities and employers through a variety of programs.

- Preparing associate in arts graduates for seamless transfer into the state university system
- Aligning certificate, associate and baccalaureate workforce programs to meet local and statewide employer needs
- Accelerating students' course and program completion through dual enrollment partnerships

AA Completer Transition



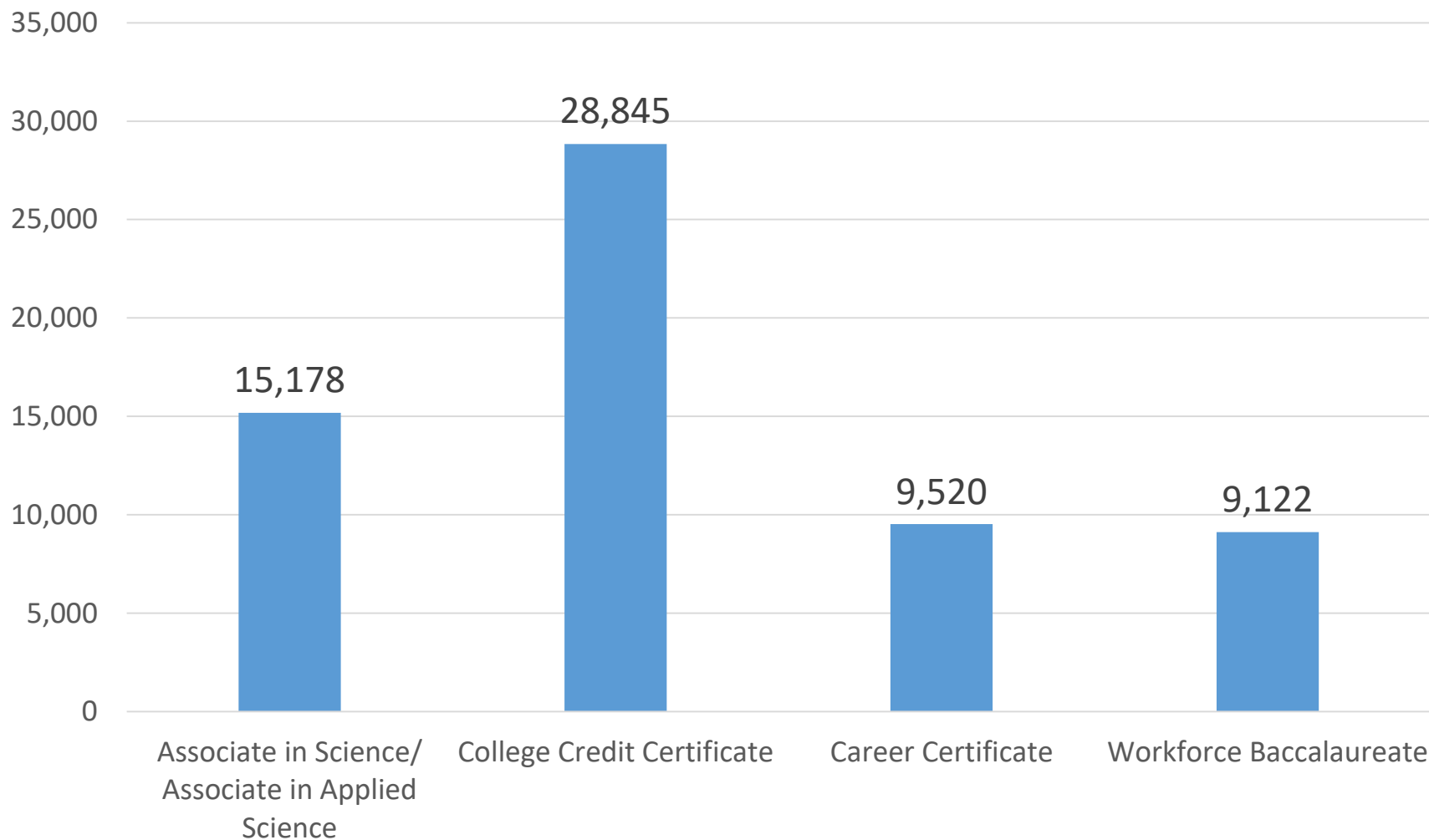
Nearly Half of juniors and seniors at Florida's state universities come from the Florida College System.

Source: State University Database System (2018). Analysis by Board of Governors staff and Division of Florida Colleges staff, (2016-17).

DUAL ENROLLMENT

- In 2018-19, 79,585 students enrolled in FCS dual enrollment
 - Represents an increase of 31% since 2014-15
 - Course passing rate is 87%
 - Highest course enrollments are in ENC 1101, ENC 1102 (English Composition) and MAC 1105 (College Algebra)
 - More than 14% of all FL public high school seniors participated in an FCS dual enrollment course
- In 2017-18, students and families saved \$17.5 million in tuition by students' participation in dual enrollment courses

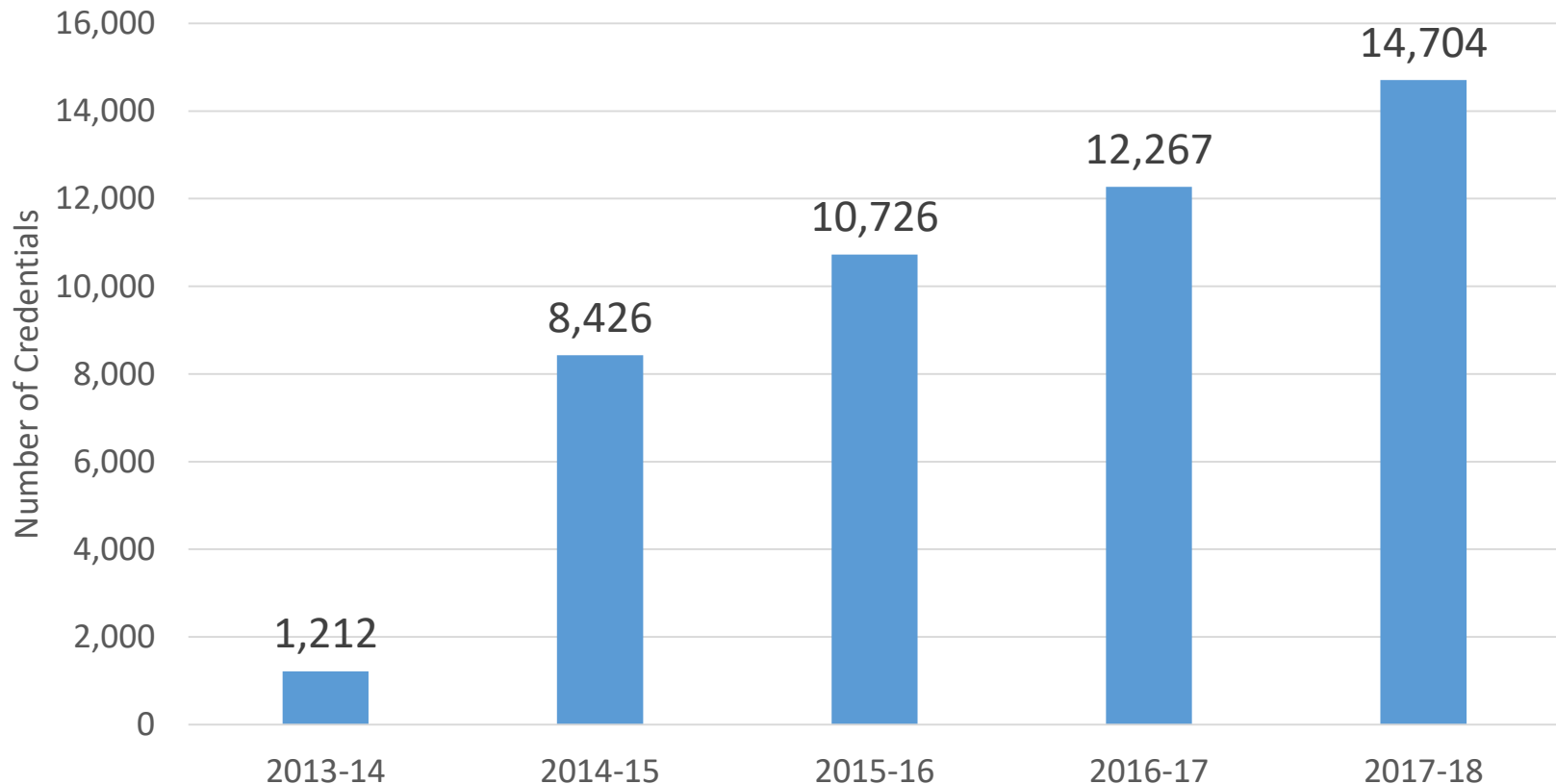
2018-19 WORKFORCE DEGREES AND CERTIFICATES AWARDED



Source: Florida Department of Education, Bureau of PK-20 Education Reporting and Accessibility.

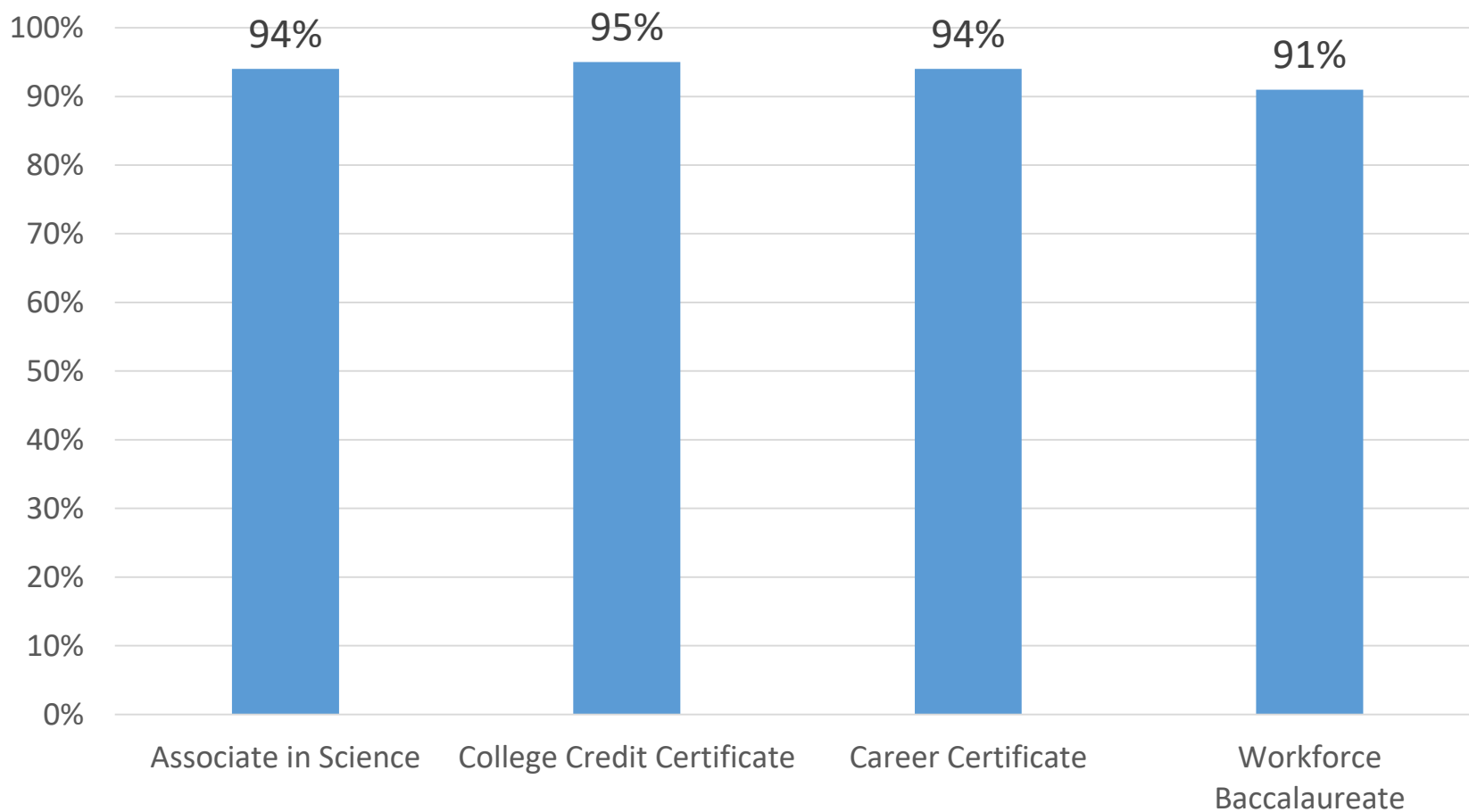
INDUSTRY CERTIFICATIONS

Florida Career and Professional Education Act (CAPE) Certifications



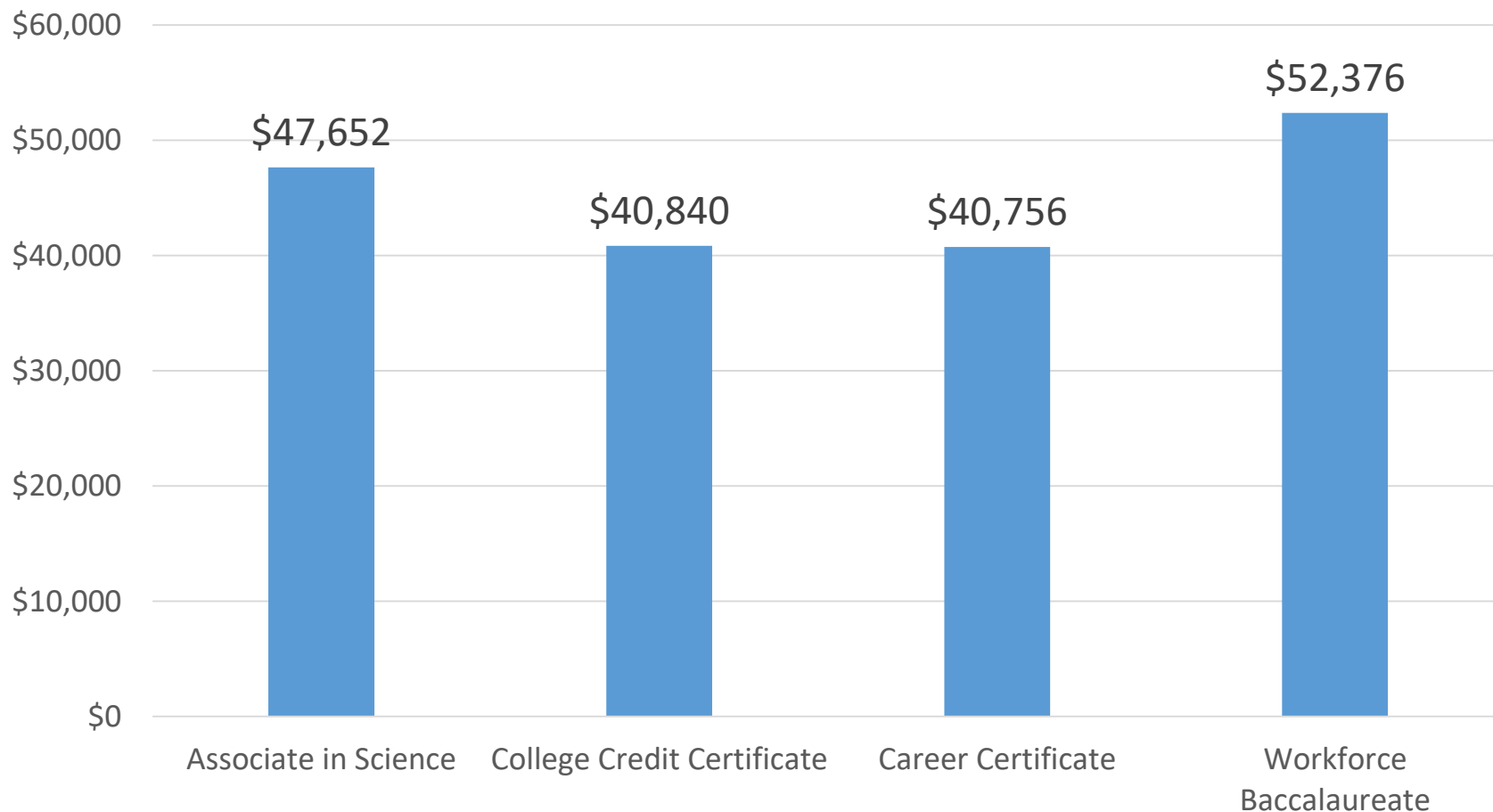
Source: Florida Department of Education, Bureau of PK-20 Education Reporting and Accessibility.

WORKFORCE GRADUATES EMPLOYED OR CONTINUING EDUCATION



Source: FETPIP Best Quarter Methodology, 2016-17 Graduates.

ANNUALIZED EARNINGS OF WORKFORCE GRADUATES



Source: FETPIP Average Annualized Earnings by Education Level, 2016-17 Graduates full-time employed in 2017-18



www.FLDOE.org

