

National School Lunch Program (NSLP) Eligibility

NAEP collects data on eligibility for NSLP as a measure of socioeconomic status (SES). NSLP is a federally assisted meal program that provides low-cost or free lunches to eligible students. It is sometimes referred to as the free/reduced-price lunch program.



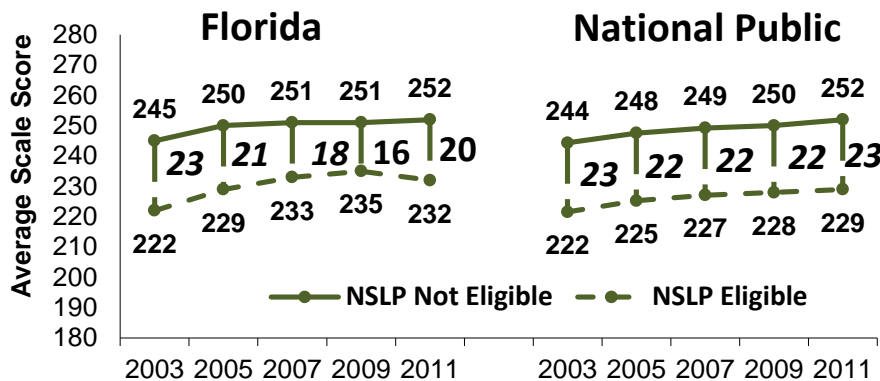
NAEP 2003–2011 Mathematics, Grade 4 Florida vs. National Public NSLP Average Scale Score Achievement Gaps*

Scale scores range from 0 to 500 and serve as the basis for achievement levels.

NAEP 2003–2011 Cut Scores: *Basic* 214 to 248; *Proficient* 249 to 281; *Advanced* 282 to 500.

Scores below 214 are classified as below *Basic*.

NSLP Eligible/Not Eligible



Key Findings, 2003–2011

- Between 2003 and 2011, both Florida’s and the nation’s grade 4 public school students eligible and not eligible for NSLP had significant *gains* in their average scale scores on NAEP Mathematics.
- Since 2005, Florida’s grade 4 public school students eligible for NSLP have had average scale scores significantly *higher* than their national counterparts. Prior to that, in 2003, Florida’s scores were *not significantly different* from the nation’s.
- Since 2003, Florida students not eligible for NSLP have had average scale scores *not significantly different* from their national counterparts, except in 2005, when Florida scored significantly *higher*.
- The gains between 2003 and 2011 in the average scale scores of Florida’s and the nation’s grade 4 public school students eligible for NSLP were *not significantly different*. This was also true of the gains of Florida’s and the nation’s students who were not eligible for NSLP.

Key Gap Changes, 2003–2011

- The average scale score gap between Florida’s grade 4 public school students eligible and not eligible for NSLP in 2007, 2009, and 2011 was *narrower* than the nation’s. Prior to that, in 2003 and 2005, there was *no significant difference* between the two gaps.
- Between 2003 and 2011, neither Florida nor the nation had a significant change in their grade 4 public school average scale score gap between students eligible and not eligible for NSLP.

*Notes: Comparisons based on statistical tests (.05 level) using unrounded numbers that consider the magnitude of difference and standard errors. Score gaps are calculated based on differences between unrounded average scores. Conclusions do not apply to NAEP administrations prior to 2003.

Source: U.S. Department of Education, Institute of Education Sciences, National Center of Education Statistics, National Assessment of Educational Progress (NAEP), 2011 Mathematics Assessment. Visit Florida NAEP on the web at <http://www.fldoe.org/asp/naep/>.

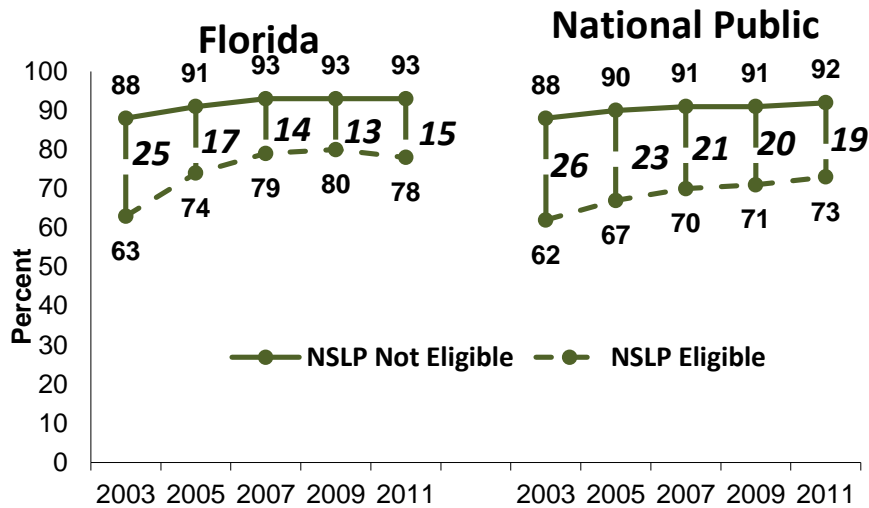
[NAEP Data Explorer](#) Search Criteria: Mathematics, Grade 4. Jurisdictions: National Public, Florida. Years: 2003-2011. Variables: National School Lunch Program eligibility. Edit Reports: Statistics Options, Average Scale Scores.

NAEP 2003–2011 Mathematics, Grade 4 Florida vs. National Public NSLP At or above *Basic* Achievement Gaps*



Scale scores range from 0 to 500 and serve as the basis for achievement levels.
NAEP 2003–2011 Cut Scores: *Basic* 214 to 248; *Proficient* 249 to 281; *Advanced* 282 to 500.
Scores below 214 are classified as below *Basic*.

NSLP Eligible/Not Eligible



Key Findings, 2003–2011

- Between 2003 and 2011, both Florida and the nation had significant *gains* in the percentage of grade 4 public school students eligible and not eligible for NSLP performing at or above *Basic* on NAEP Mathematics.
- Since 2005, the percentage of Florida’s grade 4 public school students eligible for NSLP performing at or above *Basic* has been significantly *higher* than the percentage of their national counterparts.
- The percentage of Florida students not eligible for NSLP performing at or above *Basic* has continued to be *not significantly different* from the nation’s, except in 2007, when Florida scored significantly *higher* than the nation.
- Between 2003 and 2011, the gains in the percentages of Florida’s and the nation’s grade 4 public school students eligible for NSLP scoring at or above *Basic* were *not significantly different*. This was also true of the gains of Florida’s and the nation’s students not eligible for NSLP.

Key Gap Changes, 2003–2011

- The gaps between Florida’s grade 4 public school students eligible and not eligible for NSLP performing at or above *Basic* have been *narrower* than the nation’s since 2005. Prior to that, in 2003, there was no significant difference between the two gaps.
- Between 2003 and 2011, both Florida and the nation significantly *narrowed* their grade 4 public school achievement gap between students eligible and not eligible for NSLP performing at or above *Basic*.

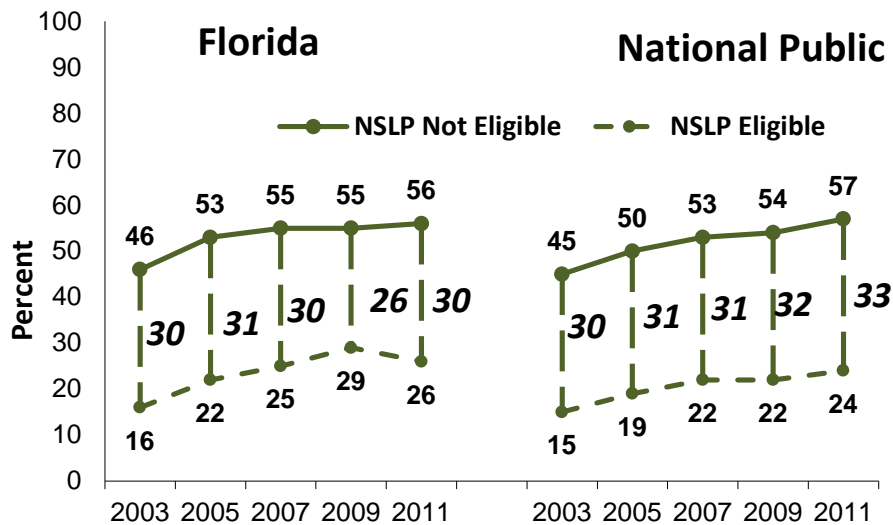
*Notes: Comparisons based on statistical tests (.05 level) using unrounded numbers that consider the magnitude of difference and standard errors. Score gaps are calculated based on differences between unrounded average scores. Conclusions do not apply to NAEP administrations prior to 2003. Source: U.S. Department of Education, Institute of Education Sciences, National Center of Education Statistics, National Assessment of Educational Progress (NAEP), 2011 Mathematics Assessment. Visit Florida NAEP on the web at <http://www.fldoe.org/asp/naep/>.
[NAEP Data Explorer](#) Search Criteria: Mathematics, Grade 4. Jurisdictions: National Public, Florida. Years: 2003-2011. Variables: National School Lunch Program eligibility. Edit Reports: Statistics Options, Achievement Levels, Cumulative.

NAEP 2003–2011 Mathematics, Grade 4 Florida vs. National Public NSLP At or above *Proficient* Achievement Gaps*



Scale scores range from 0 to 500 and serve as the basis for achievement levels.
NAEP 2003–2011 Cut Scores: *Basic* 214 to 248; *Proficient* 249 to 281; *Advanced* 282 to 500.
Scores below 214 are classified as below *Basic*.

NSLP Eligible/Not Eligible



Key Findings, 2003–2011

- Between 2003 and 2011, both Florida and the nation had significant *gains* in the percentage of grade 4 public school students eligible and not eligible for NSLP performing at or above *Proficient* on NAEP Mathematics.
- Since 2005, the percentage of Florida’s grade 4 public school students eligible for NSLP performing at or above *Proficient* on NAEP Mathematics has been significantly *higher* than the percentage of their national counterparts, except in 2011, when there was *no significant difference* between the two groups.
- The percentage of Florida students not eligible for NSLP performing at or above *Proficient* continues to be *not significantly different* from the nation’s.
- Between 2003 and 2011, the gains in the percentages of Florida’s and the nation’s grade 4 public school students eligible for NSLP scoring at or above *Proficient* were *not significantly different*. This was also true of the gains of Florida’s and the nation’s students not eligible for NSLP.

Key Gap Changes, 2003–2011

- The achievement gap between Florida’s grade 4 public school students eligible and not eligible for NSLP performing at or above *Proficient* has continued to be *not significantly different* from the nation’s, except in 2009, when Florida’s gap was *narrower*.
- Between 2003 and 2011, the nation significantly *widened* its grade 4 public school student achievement gap between those eligible and not eligible for NSLP performing at or above *Proficient*. Florida’s achievement gap, however, did *not change significantly* during the same time period.

*Notes: Comparisons based on statistical tests (.05 level) using unrounded numbers that consider the magnitude of difference and standard errors. Score gaps are calculated based on differences between unrounded average scores. Conclusions do not apply to NAEP administrations prior to 2003. Source: U.S. Department of Education, Institute of Education Sciences, National Center of Education Statistics, National Assessment of Educational Progress (NAEP), 2011 Mathematics Assessment. Visit Florida NAEP on the web at <http://www.fldoe.org/asp/naep/>. [NAEP Data Explorer](#) Search Criteria: Mathematics, Grade 4. Jurisdictions: National Public, Florida. Years: 2003-2011. Variables: National School Lunch Program eligibility. Edit Reports: Statistics Options, Achievement Levels, Cumulative.