



FLORIDA DEPARTMENT OF  
**EDUCATION**  
fldoe.org

## **Florida's Private Schools**

# **Annual Report 2013-2014**

June 2014

Florida Department of Education  
Office of Independent Education and Parental Choice

Phone: (850) 245-0502  
Toll-free Hotline: 1(800) 447-1636  
[www.floridaschoolchoice.org](http://www.floridaschoolchoice.org)

# Florida's Private Schools

A private school is defined in Section 1002.01(2), Florida Statutes, as “an individual, association, copartnership, or corporation or department, division, or section of such organizations, that designates itself as an educational center that includes kindergarten or a higher grade” and is below the college level. Private elementary and secondary schools in Florida are not licensed, approved, accredited, or regulated by the Florida Department of Education (department). Private schools are required by statute to complete an annual online survey to gather information for inclusion in a statewide Directory of Private Schools.

The Directory of Private Schools is maintained by the Department of Education as a service to the public, to governmental agencies, and to other parties that are interested in obtaining information about Florida private schools. The department’s intent in maintaining the directory is not to regulate, control, approve, or accredit private schools. As such, the accuracy of data submitted pursuant to the annual online survey is not verified by the department and does not imply approval or accreditation. The directory may be accessed online at:

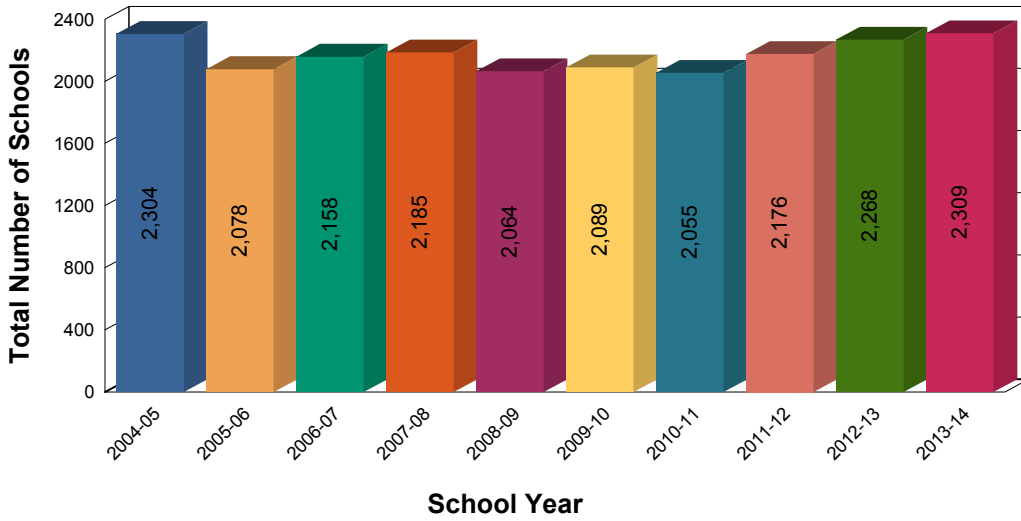
<http://www.floridaschoolchoice.org/Information/PrivateSchoolDirectory/>.

## **Highlights of the 2013-2014 Annual Report**

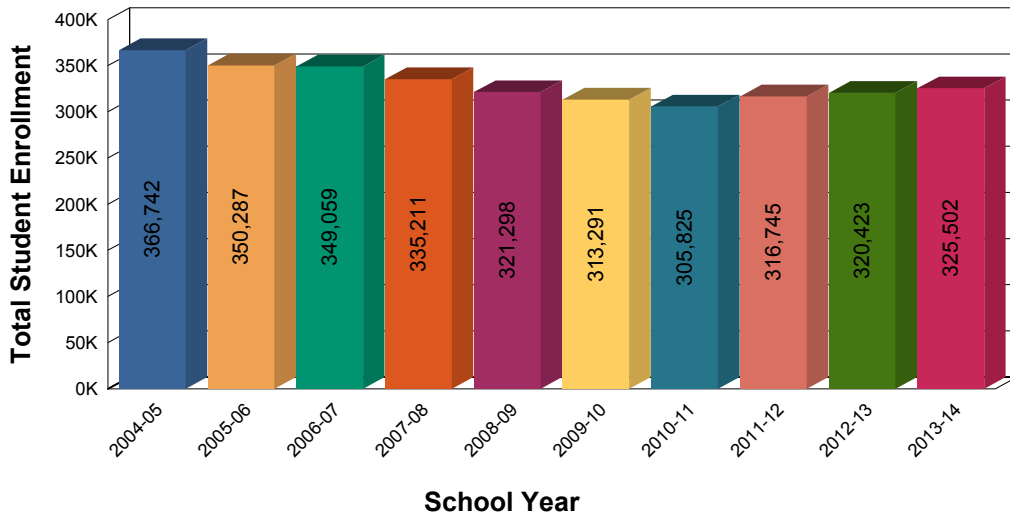
The 2013-2014 annual report contains information on students and staff for Florida private schools that completed the online annual survey between September 1, 2013, and May 1, 2014. Enrollment data for Florida public school students are based on the 2013-14 Survey 2 (October Survey) final data. The following observations are drawn from the results of the data analysis:

- Of the 3,046,299 statewide total PK-12 student enrollment in the 2013-2014 school year, 2,720,797 (89.3%) were public school students, and 325,502 (10.7%) were private school students.
- Compared with the 2012-2013 school year, the total number of private schools in 2013-2014 increased by 41 schools (1.8%) and the total PK-12 enrollment rose by 5,079 students (1.6%).
- Of the 325,502 students enrolled in Florida private schools in 2013-2014, 13.0% were enrolled in prekindergarten, 7.6% in kindergarten, 33.1% in grades 1-5, 20.8% in grades 6-8, and 25.4% in grades 9-12.
- Sixteen (16) school districts had 10% or more of their total PK-12 students enrolled in private schools in 2013-2014.
- Almost eighty-two percent (81.5%) of personnel employed in private schools were classroom teachers and 18.5% were school administrators.

**Number of Private Schools 2004-2014**

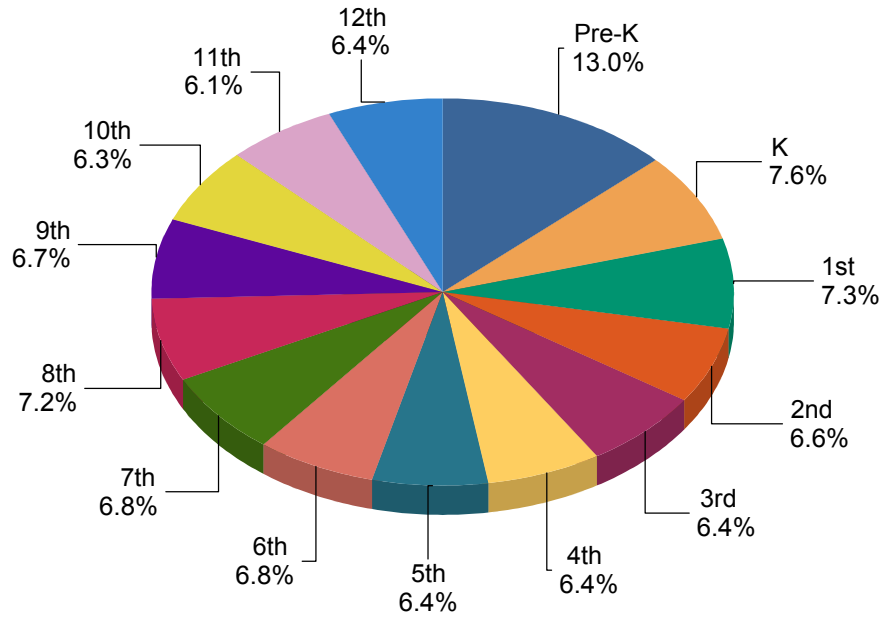


**Private School Student Enrollment 2004-2014**



<u>School Year</u>	<u>Enrollment</u>	<u>Schools</u>
2013-14	325,502	2,309
2012-13	320,423	2,268
2011-12	316,745	2,176
2010-11	305,825	2,055
2009-10	313,291	2,089
2008-09	321,298	2,064
2007-08	335,211	2,185
2006-07	349,059	2,158
2005-06	350,287	2,078
2004-05	366,742	2,304

## Private School Student Enrollment by Grade 2013-2014



GRADE LEVEL	STUDENTS	<u>PERCENTAGE OF</u> TOTAL ENROLLMENT
Pre-K	42,402	13.0%
K	24,789	7.6%
1st	23,912	7.3%
2nd	21,405	6.6%
3rd	20,940	6.4%
4th	20,717	6.4%
5th	20,892	6.4%
6th	22,102	6.8%
7th	22,168	6.8%
8th	23,352	7.2%
9th	21,653	6.7%
10th	20,424	6.3%
11th	19,868	6.1%
12th	20,878	6.4%
<b>Total:</b>	<b>325,502</b>	<b>100.0%</b>

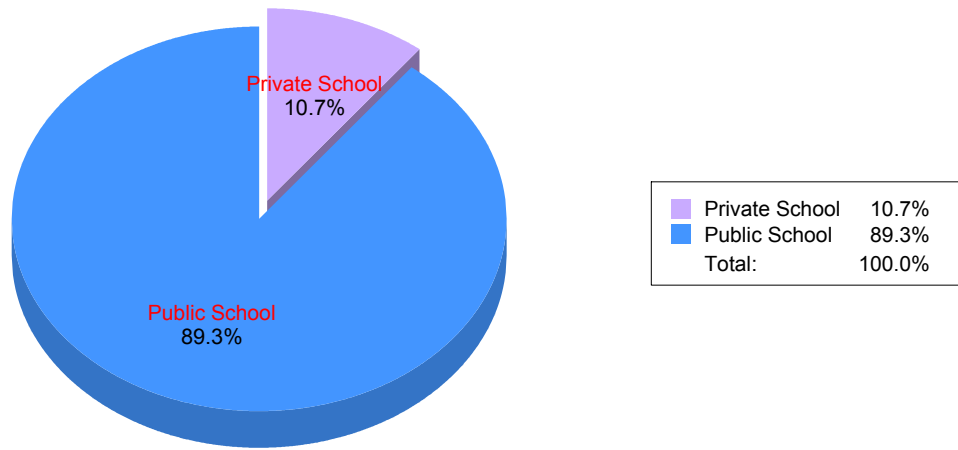
**PRIVATE SCHOOL STUDENT ENROLLMENT BY GRADE LEVEL  
2013-2014**

District	PK	K	1	2	3	4	5	6	7	8	9	10	11	12	Total
ALACHUA	498	332	308	300	243	279	254	269	232	239	201	212	203	201	3,771
BAKER	0	4	5	5	6	7	8	7	2	7	11	5	3	0	70
BAY	102	77	85	70	74	59	78	98	68	80	32	44	35	23	925
BRADFORD	56	41	50	46	46	55	43	56	47	48	31	35	29	19	602
BREVARD	1,174	601	629	601	605	569	583	587	574	612	479	452	430	425	8,321
BROWARD	5,753	2,509	2,327	2,169	2,129	2,051	2,163	2,554	2,794	2,710	3,912	3,667	3,813	4,403	42,954
CHARLOTTE	174	118	102	95	91	97	80	80	100	87	27	27	16	13	1,107
CITRUS	172	90	76	61	64	72	58	69	81	71	49	36	32	20	951
CLAY	152	165	149	156	159	152	191	198	226	227	171	160	131	145	2,382
COLLIER	314	228	226	220	212	213	218	251	193	180	156	129	143	148	2,831
COLUMBIA	12	41	35	50	51	45	41	59	58	72	50	56	45	29	644
DADE	11,381	6,272	5,063	4,350	3,966	3,817	3,763	3,455	3,456	4,255	4,265	4,145	3,871	4,099	66,158
DESOTO	0	6	6	10	8	6	11	13	4	3	3	1	1	3	75
DIXIE	0	0	2	2	4	6	10	11	12	4	16	8	8	13	96
DUVAL	2,393	1,731	1,706	1,626	1,688	1,746	1,689	1,903	1,947	1,832	1,777	1,650	1,665	1,666	25,019
ESCAMBIA	420	304	329	310	305	315	296	356	323	270	317	317	296	263	4,421
FLAGLER	232	86	98	69	52	46	34	31	34	23	4	0	0	2	711
FRANKLIN	26	4	4	6	5	7	5	4	4	6	13	6	2	3	95
GADSDEN	45	34	37	39	47	34	39	59	32	42	49	30	37	27	551
GILCHRIST	4	16	21	16	28	21	16	11	17	14	11	7	4	0	186
GLADES	1	10	15	3	13	8	7	8	7	9	5	4	7	0	97
GULF	20	17	8	9	8	5	5	3	0	0	1	4	0	0	80
HAMILTON	3	10	13	12	10	9	16	21	19	24	21	21	17	16	212
HARDEE	0	2	5	4	2	1	1	0	0	0	0	0	0	0	15
HENDRY	28	21	23	22	23	29	21	25	25	13	12	11	7	6	266
HERNANDO	143	143	129	141	132	151	146	116	118	119	88	45	45	37	1,553
HIGHLANDS	191	105	92	89	75	59	57	50	48	47	37	37	34	31	952
HILLSBOROUGH	2,481	1,394	1,413	1,381	1,345	1,391	1,401	1,589	1,511	1,490	1,343	1,297	1,234	1,268	20,538
HOLMES	0	0	0	0	0	0	0	0	0	4	20	12	6	5	47
INDIAN RIVER	91	103	100	95	94	97	102	104	118	123	79	84	81	70	1,341
JACKSON	48	25	20	16	20	25	20	14	14	7	5	9	2	2	227
JEFFERSON	16	19	24	21	26	13	37	31	23	30	36	25	33	21	355
LAFAYETTE	16	17	11	9	11	16	15	7	5	2	6	3	3	7	128
LAKE	373	265	283	264	247	261	238	307	278	318	250	229	219	235	3,767
LEE	915	400	381	354	356	375	389	481	428	474	453	405	387	338	6,136
LEON	431	311	300	293	310	295	352	354	346	286	215	201	227	236	4,157
LEVY	7	29	27	28	18	24	30	26	29	22	19	6	9	1	275
MADISON	0	6	1	1	1	3	3	4	1	0	2	2	2	2	28
MANATEE	290	161	158	153	167	163	182	211	196	206	170	167	145	168	2,537
MARION	361	342	358	327	348	346	308	358	312	332	289	247	258	259	4,445
MARTIN	188	130	1,020	124	125	115	98	95	94	1,039	31	34	17	432	3,542
MONROE	63	37	47	30	32	36	33	36	29	26	15	6	13	5	408
NASSAU	183	73	87	74	74	56	67	73	92	93	112	95	98	125	1,302
OKALOOSA	243	180	151	178	142	162	129	142	149	144	106	98	87	99	2,010
OKEECHOBEE	209	58	39	35	41	31	24	27	18	16	10	4	3	5	520
ORANGE	2,484	2,121	2,090	1,889	1,851	1,816	1,822	1,963	1,980	1,879	1,723	1,720	1,543	1,629	26,510
OSCEOLA	856	404	384	378	354	355	336	347	338	302	234	184	182	123	4,777
PALM BEACH	2,179	1,235	1,268	1,212	1,209	1,230	1,329	1,444	1,603	1,515	1,400	1,431	1,348	1,259	19,662
PASCO	531	328	263	256	234	200	230	222	240	244	240	209	184	168	3,549
PINELLAS	1,705	1,191	1,176	1,135	1,227	1,157	1,181	1,322	1,369	1,356	1,056	1,023	1,062	1,040	17,000
POLK	801	537	546	471	513	565	567	544	569	571	412	381	339	369	7,185
PUTNAM	59	42	43	39	45	57	38	47	50	36	40	40	39	36	611
SANTA ROSA	258	60	53	50	50	47	53	36	36	39	35	20	23	22	782
SARASOTA	434	312	268	295	265	309	328	355	309	336	334	279	312	279	4,415
SEMINOLE	1,465	739	669	666	700	635	701	687	608	591	363	337	367	338	8,866
ST. JOHNS	361	237	227	211	213	217	205	170	168	152	79	72	73	86	2,471
ST. LUCIE	515	308	290	296	286	268	258	244	239	233	452	358	373	373	4,493
SUMTER	18	4	10	10	4	6	9	7	6	2	3	7	0	3	89
SUWANNEE	31	27	26	30	28	43	36	47	35	30	34	25	30	34	456
TAYLOR	4	24	18	21	22	21	14	15	13	17	6	10	0	0	185
UNION	0	2	1	4	3	3	5	6	2	2	1	0	1	0	30
VOLUSIA	1,304	627	571	514	473	468	466	452	488	397	295	270	276	235	6,836
WAKULLA	46	25	10	11	19	18	8	8	16	10	21	7	5	4	208
WALTON	28	16	12	15	12	15	27	17	17	18	12	9	10	5	213
WASHINGTON	114	33	24	38	29	19	18	16	18	16	14	9	3	5	356
<b>TOTAL:</b>	<b>42,402</b>	<b>24,789</b>	<b>23,912</b>	<b>21,405</b>	<b>20,940</b>	<b>20,717</b>	<b>20,892</b>	<b>22,102</b>	<b>22,168</b>	<b>23,352</b>	<b>21,653</b>	<b>20,424</b>	<b>19,868</b>	<b>20,878</b>	<b>325,502</b>

**NUMBER OF PRIVATE SCHOOLS BY DISTRICT  
2013-2014**

<u>DISTRICT ID</u>	<u>DISTRICT NAME</u>	<u>SCHOOLS</u>
1	ALACHUA	24
2	BAKER	3
3	BAY	11
4	BRADFORD	6
5	BREVARD	76
6	BROWARD	219
7	CALHOUN	0
8	CHARLOTTE	10
9	CITRUS	7
10	CLAY	29
11	COLLIER	23
12	COLUMBIA	11
13	DADE	521
14	DESOTO	1
15	DIXIE	3
16	DUVAL	157
17	ESCAMBIA	31
18	FLAGLER	6
19	FRANKLIN	1
20	GADSDEN	4
21	GILCHRIST	2
22	GLADES	2
23	GULF	3
24	HAMILTON	5
25	HARDEE	1
26	HENDRY	5
27	HERNANDO	18
28	HIGHLANDS	11
29	HILLSBOROUGH	120
30	HOLMES	2
31	INDIAN RIVER	11
32	JACKSON	5
33	JEFFERSON	3
34	LAFAYETTE	1
35	LAKE	37
36	LEE	44
37	LEON	27
38	LEVY	4
39	LIBERTY	0
40	MADISON	3
41	MANATEE	24
42	MARION	37
43	MARTIN	9
44	MONROE	2
45	NASSAU	8
46	OKALOOSA	15
47	OKEECHOBEE	7
48	ORANGE	171
49	OSCEOLA	39
50	PALM BEACH	94
51	PASCO	36
52	PINELLAS	102
53	POLK	57
54	PUTNAM	8
55	ST. JOHNS	17
56	ST. LUCIE	29
57	SANTA ROSA	9
58	SARASOTA	45
59	SEMINOLE	67
60	SUMTER	4
61	SUWANNEE	5
62	TAYLOR	3
63	UNION	2
64	VOLUSIA	60
65	WAKULLA	3
66	WALTON	6
67	WASHINGTON	3
<b>TOTAL:</b>	<b>67</b>	<b>2,309</b>

## PK-12 Public and Private School Enrollment 2013-2014



<u>SCHOOL TYPE</u>	<u>PK-12 STUDENT ENROLLMENT</u>	<u>PERCENTAGE</u>
Private School	325,502	10.7%
Public School	2,720,797	89.3%
<b>Total Public and Private</b>	<b>3,046,299</b>	<b>100.0%</b>

### Districts with 10% or more of Total PK-12 Students Enrolled in Private Schools

<u>DISTRICT</u>	<u>PUBLIC SCHOOL TOTAL</u>	<u>PERCENTAGE</u>	<u>PRIVATE SCHOOL TOTAL</u>	<u>PERCENTAGE</u>	<u>TOTAL PK-12</u>
JEFFERSON	963	73.1%	355	26.9%	1,318
DUVAL	127,661	83.6%	25,019	16.4%	152,680
MARTIN	18,792	84.1%	3,542	15.9%	22,334
BRADFORD	3,238	84.3%	602	15.7%	3,840
DADE	356,232	84.3%	66,158	15.7%	422,390
PINELLAS	103,410	85.9%	17,000	14.1%	120,410
BROWARD	262,663	86.0%	42,954	14.1%	305,617
ORANGE	187,092	87.6%	26,510	12.4%	213,602
SEMINOLE	64,846	88.0%	8,866	12.0%	73,712
ALACHUA	28,157	88.2%	3,771	11.8%	31,928
HAMILTON	1,686	88.8%	212	11.2%	1,898
LEON	33,747	89.0%	4,157	11.0%	37,904
BREVARD	71,234	89.5%	8,321	10.5%	79,555
NASSAU	11,156	89.6%	1,302	10.5%	12,458
ST. LUCIE	39,475	89.8%	4,493	10.2%	43,968
VOLUSIA	61,237	90.0%	6,836	10.0%	68,073

**PK-12 STUDENT ENROLLMENT IN PUBLIC AND PRIVATE SCHOOLS  
2013-2014**

<b>DISTRICT</b>	<b>Public School Enrollment</b>	<b>Public School % of Total PK-12</b>	<b>Private School Enrollment</b>	<b>Private School % of Total PK-12</b>	<b>Total PK-12</b>
ALACHUA	28,157	88.19%	3,771	11.81%	31,928
BAKER	4,985	98.62%	70	1.38%	5,055
BAY	27,055	96.69%	925	3.31%	27,980
BRADFORD	3,238	84.32%	602	15.68%	3,840
BREVARD	71,234	89.54%	8,321	10.46%	79,555
BROWARD	262,663	85.95%	42,954	14.05%	305,617
CALHOUN	2,278	100.00%	0	0.00%	2,278
CHARLOTTE	16,263	93.63%	1,107	6.37%	17,370
CITRUS	15,069	94.06%	951	5.94%	16,020
CLAY	35,524	93.72%	2,382	6.28%	37,906
COLLIER	44,414	94.01%	2,831	5.99%	47,245
COLUMBIA	10,137	94.03%	644	5.97%	10,781
DADE	356,232	84.34%	66,158	15.66%	422,390
DESOTO	4,700	98.43%	75	1.57%	4,775
DIXIE	2,085	95.60%	96	4.40%	2,181
DUVAL	127,661	83.61%	25,019	16.39%	152,680
ESCAMBIA	40,753	90.21%	4,421	9.79%	45,174
FLAGLER	12,753	94.72%	711	5.28%	13,464
FRANKLIN	1,285	93.12%	95	6.88%	1,380
GADSDEN	6,006	91.60%	551	8.40%	6,557
GILCHRIST	2,606	93.34%	186	6.66%	2,792
GLADES	1,531	94.04%	97	5.96%	1,628
GULF	1,863	95.88%	80	4.12%	1,943
HAMILTON	1,686	88.83%	212	11.17%	1,898
HARDEE	5,152	99.71%	15	0.29%	5,167
HENDRY	6,906	96.29%	266	3.71%	7,172
HERNANDO	22,068	93.43%	1,553	6.57%	23,621
HIGHLANDS	12,199	92.76%	952	7.24%	13,151
HILLSBOROUGH	203,432	90.83%	20,538	9.17%	223,970
HOLMES	3,342	98.61%	47	1.39%	3,389
INDIAN RIVER	18,078	93.09%	1,341	6.91%	19,419
JACKSON	6,848	96.79%	227	3.21%	7,075
JEFFERSON	963	73.07%	355	26.93%	1,318
LAFAYETTE	1,235	90.61%	128	9.39%	1,363
LAKE	41,789	91.73%	3,767	8.27%	45,556
LEE	87,428	93.44%	6,136	6.56%	93,564
LEON	33,747	89.03%	4,157	10.97%	37,904
LEVY	5,506	95.24%	275	4.76%	5,781
LIBERTY	1,435	100.00%	0	0.00%	1,435
MADISON	2,532	98.91%	28	1.09%	2,560
MANATEE	46,703	94.85%	2,537	5.15%	49,240
MARION	42,107	90.45%	4,445	9.55%	46,552
MARTIN	18,792	84.14%	3,542	15.86%	22,334
MONROE	8,489	95.41%	408	4.59%	8,897
NASSAU	11,156	89.55%	1,302	10.45%	12,458
OKALOOSA	30,216	93.76%	2,010	6.24%	32,226
OKEECHOBEE	6,400	92.49%	520	7.51%	6,920
ORANGE	187,092	87.59%	26,510	12.41%	213,602
OSCEOLA	58,203	92.42%	4,777	7.58%	62,980
PALM BEACH	182,898	90.29%	19,662	9.71%	202,560
PASCO	68,103	95.05%	3,549	4.95%	71,652
PINELLAS	103,410	85.88%	17,000	14.12%	120,410
POLK	97,957	93.17%	7,185	6.83%	105,142
PUTNAM	11,109	94.79%	611	5.21%	11,720
ST. JOHNS	33,643	93.16%	2,471	6.84%	36,114
ST. LUCIE	39,475	89.78%	4,493	10.22%	43,968
SANTA ROSA	25,892	97.07%	782	2.93%	26,674
SARASOTA	41,395	90.36%	4,415	9.64%	45,810
SEMINOLE	64,846	87.97%	8,866	12.03%	73,712
SUMTER	8,281	98.94%	89	1.06%	8,370
SUWANNEE	5,979	92.91%	456	7.09%	6,435
TAYLOR	3,026	94.24%	185	5.76%	3,211
UNION	2,365	98.75%	30	1.25%	2,395
VOLUSIA	61,237	89.96%	6,836	10.04%	68,073
WAKULLA	5,072	96.06%	208	3.94%	5,280
WALTON	8,068	97.43%	213	2.57%	8,281
WASHINGTON	3,310	90.29%	356	9.71%	3,666
OTHER*	12,735	100.00%	0	0.00%	12,735
<b>TOTAL:</b>	<b>2,720,797</b>	<b>89.31%</b>	<b>325,502</b>	<b>10.69%</b>	<b>3,046,299</b>

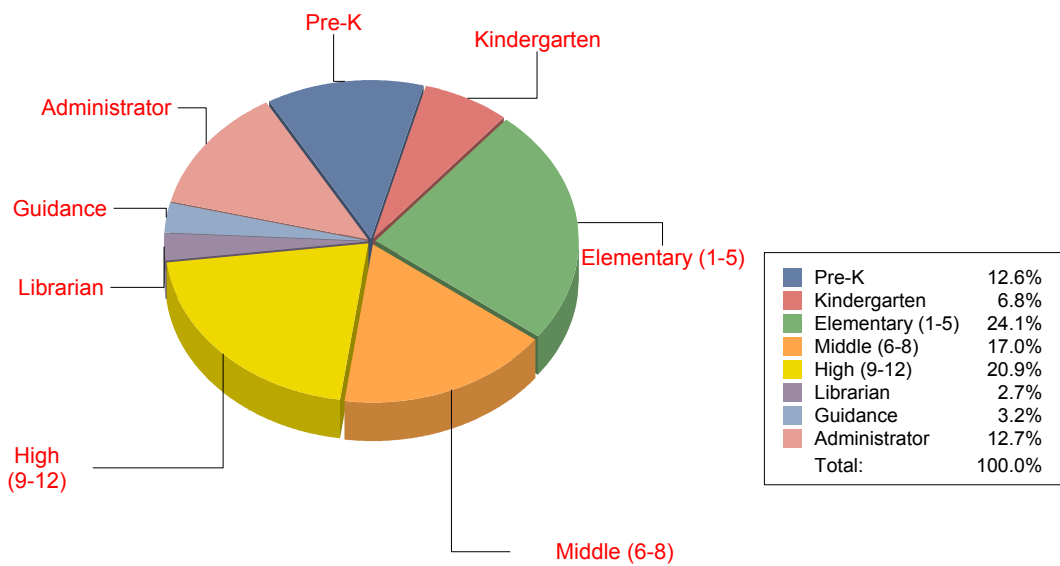
\* "OTHER" includes students enrolled in lab, deaf/blind, virtual, and Department of Juvenile Justice schools.



## Private School Instructional and Administrative Personnel 2013-2014

The reported personnel data are based on the online Private School Annual Survey on eight personnel types: pre-k teacher, kindergarten teacher, elementary school teacher (1-5), middle school teacher (6-8), high school teacher (9-12), librarian and media specialist, guidance personnel, and administrator. Support personnel such as secretaries, aides, paraprofessionals, and volunteers are not included. Statistics for personnel in the named areas reflect actual numbers of such individuals but do not indicate the full range of duties they may perform. Reporting instructions requested that full-time employees who have responsibilities in more than one area be reported in the category where they spend the majority of their time.

### Private School Instructional and Administrative Personnel by Type



<u>PERSONNEL TYPE</u>	<u>NUMBER</u>	<u>PERCENTAGE</u>
Pre-K	4,577	12.6%
Kindergarten	2,493	6.8%
Elementary (1-5)	8,790	24.1%
Middle (6-8)	6,196	17.0%
High (9-12)	7,621	20.9%
Librarian	971	2.7%
Guidance	1,155	3.2%
Administrator	4,626	12.7%
<b>Total:</b>	<b>36,429</b>	<b>100.0%</b>

**PRIVATE SCHOOL INSTRUCTIONAL AND ADMINISTRATIVE PERSONNEL  
2013-2014**

District	Pre-K	KG	Elementary	Middle	High	Librarian	Guidance	Admin	Total
ALACHUA	102	37	123	76	82	10	11	55	496
BAKER	0	1	2	2	4	0	0	3	12
BAY	12	9	47	31	15	3	3	13	133
BRADFORD	11	4	16	9	9	1	2	8	60
BREVARD	117	64	230	203	232	29	39	134	1,048
BROWARD	614	274	893	728	998	159	179	510	4,355
CHARLOTTE	22	9	38	31	12	3	3	10	128
CITRUS	16	11	16	29	8	3	3	11	97
CLAY	14	20	75	68	70	9	12	54	322
COLLIER	41	25	100	67	63	8	9	43	356
COLUMBIA	1	5	18	17	17	2	2	14	76
DADE	1,236	570	1,563	878	1,296	172	253	965	6,933
DESOTO	0	1	2	1	1	1	1	1	8
DIXIE	0	0	1	1	2	0	0	2	6
DUVAL	216	172	645	444	568	75	83	379	2,582
ESCAMBIA	48	26	125	110	144	26	12	62	553
FLAGLER	35	7	22	8	1	1	1	10	85
FRANKLIN	2	1	3	1	1	0	0	1	9
GADSDEN	7	4	16	14	15	1	2	9	68
GILCHRIST	1	2	8	4	4	0	0	3	22
GLADES	0	1	1	1	2	0	1	3	9
GULF	3	2	3	1	2	0	0	3	14
HAMILTON	0	4	4	4	9	0	2	5	28
HARDEE	0	1	1	0	0	0	0	1	3
HENDRY	2	3	9	6	5	2	2	4	33
HERNANDO	17	13	49	31	30	3	2	20	165
HIGHLANDS	24	10	33	16	16	5	3	14	121
HILLSBOROUGH	269	138	521	415	473	55	76	281	2,228
HOLMES	0	0	0	0	2	1	0	1	4
INDIAN RIVER	10	11	51	46	36	5	6	43	208
JACKSON	6	4	10	6	6	2	0	6	40
JEFFERSON	1	1	10	4	10	1	1	4	32
LAFAYETTE	2	1	4	2	1	1	0	1	12
LAKE	29	32	96	76	126	10	26	62	457
LEE	135	35	151	135	166	19	26	76	743
LEON	41	32	143	108	84	13	14	74	509
LEVY	1	3	12	8	2	0	0	5	31
MADISON	0	0	1	1	5	0	1	3	11
MANATEE	30	23	77	56	83	5	9	39	322
MARION	45	29	123	94	139	14	10	63	517
MARTIN	16	10	40	32	24	11	7	15	155
MONROE	7	3	11	8	8	1	2	2	42
NASSAU	16	6	23	11	13	6	2	11	88
OKALOOSA	23	19	74	37	29	6	6	26	220
OKEECHOBEE	26	6	16	12	5	0	0	6	71
ORANGE	301	242	982	651	800	75	94	373	3,518
OSCEOLA	77	34	116	59	59	9	22	69	445
PALM BEACH	229	116	556	406	542	62	68	270	2,249
PASCO	60	40	96	68	86	10	10	65	435
PINELLAS	170	128	601	479	571	49	46	241	2,285
POLK	76	49	205	160	161	23	18	103	795
PUTNAM	5	3	19	12	18	2	2	8	69
SANTA ROSA	19	7	14	6	7	4	3	16	76
SARASOTA	47	44	134	113	148	13	18	72	589
SEMINOLE	149	72	241	153	151	24	23	146	959
ST. JOHNS	36	18	81	38	38	6	8	32	257
ST. LUCIE	56	29	90	60	88	12	11	61	407
SUMTER	3	2	7	4	3	0	0	3	22
SUWANNEE	4	3	15	10	10	0	3	6	51
TAYLOR	1	1	6	4	2	0	0	1	15
UNION	0	1	1	1	1	0	0	2	6
VOLUSIA	123	67	191	123	104	18	16	93	735
WAKULLA	4	2	7	4	4	0	0	2	23
WALTON	3	3	9	8	6	0	2	6	37
WASHINGTON	16	3	13	5	4	1	0	2	44
<b>TOTAL:</b>	<b>4,577</b>	<b>2,493</b>	<b>8,790</b>	<b>6,196</b>	<b>7,621</b>	<b>971</b>	<b>1,155</b>	<b>4,626</b>	<b>36,429</b>