


Florida's Instructional Materials Specifications



SPEECH & DEBATE **Grades 6-12** **2004-2005 Adoption**

Florida Department of Education
Bureau of Curriculum, Instruction, and Assessment
Office of Instructional Materials
June, 2002

TABLE OF CONTENTS

Florida Perspective	1
Publisher's Submissions	2
Major Priorities.....	4
Content	5
Presentation-----	13
Learning-----	22
Criteria for Evaluation-----	38
Appendices-----	49
Appendix A: Florida's Curriculum Requirements-----	49
Appendix B: Requirements for Braille Textbook Production-----	53

© State of Florida 2002

Florida Department of Education

Office of Instructional Materials

(850) 487-8791

(850) 921-9059 Facsimile

Web Address: www.firn.edu/doe/instmat

Florida Perspective

Effective speech is an essential form of human engagement in which speakers convey thoughts, ideas, and information purposefully. Success in the use of oral communication is vital to success in school, at home, and in the workplace. The study of speech ensures students' ability to transmit and receive oral communications efficiently and effectively. Through the study of speech, students develop clarity, fluency, and consistency in exchanging ideas, and they also develop self-confidence and leadership skills, which will help them in school and in their future personal and professional endeavors. In the speech classroom students also learn to evaluate and respect diverse points of view, an integral aspect of communication in a democratic society.

✓ **Publishers' Submissions**

Speech I-II

Debate I-II

M/J Speech/Debate

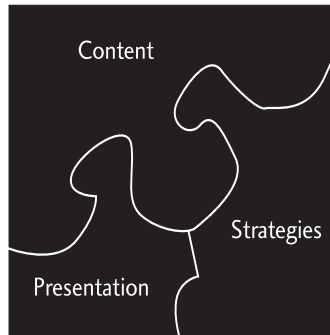
General Description

The Speech I-II, Debate I-II, and M/J Speech/Debate series of courses are intended to provide students with varying levels of practical experience in the production and evaluation of speech and debate skills. Content should include extensive research, organization, and writing process strategies, emphasizing those unique to public speaking. Also important are the following speech and debate topics: extemporaneous speaking, oratory, dramatic interpretation, persuasion, and Lincoln-Douglas debate. Content also needs to include formal and informal oral communication skills; techniques of oral speaking; logical and critical thinking and problem-solving skills; parliamentary procedure; listening skills; and analysis of public speaking.

Effective Speech and Debate instructional materials must present information in a logically organized manner, utilizing high-quality student and professional sources as exemplary models throughout the materials.

Also, publishers are encouraged to provide an electronic format as a primary or secondary tool, including electronic, web-based, videotaped and/or CD-ROM components.


Questions and assignments in the Speech and Debate materials should lead students toward a constructivist stance where personal, critical, and creative response and inquiry are encouraged. Instructional materials should be activity and public speaking oriented. Also, questions and assignments should include all levels of Bloom's Taxonomy, with the emphasis on the upper levels. Much of the work in these classes should involve real-world application of skills and knowledge. Students should respond to the instructional materials in a variety of ways, including viewing, listening, speaking, reading, writing, performing, and creating.



Major Priorities for Instructional Materials

The priorities as described in this specifications document were developed from research findings about what makes instructional materials effective. These priorities have undergone review by individuals who have served on state and district committees, by curriculum specialists, by instructional designers, by evaluation specialists, and by administrators of the statewide adoption system.

Instructional materials must be effective in three major priority areas: content, presentation, and learning. The following sections describe essential features for each of these priority areas. These features generally apply to all formats of instructional materials, whether print or other media/multiple media formats.



Content

Some features of content coverage have received progressively more attention over the past decade. These features include

ALIGNMENT WITH CURRICULUM REQUIREMENTS
LEVEL OF TREATMENT OF CONTENT
EXPERTISE FOR CONTENT DEVELOPMENT
ACCURACY OF CONTENT
CURRENTNESS OF CONTENT
AUTHENTICITY OF CONTENT
MULTICULTURAL REPRESENTATION
HUMANITY AND COMPASSION

The following sections describe the content features expected for each of these priority areas.

A. ALIGNMENT WITH CURRICULUM REQUIREMENTS

Content must align with the state's standards for the subject, grade level, and learning outcomes.

Correlations. Publishers are expected to provide correlation reports in the form of charts, tables, or lists to show exactly where and to what extent (mentioned or in-depth) the instructional materials cover each required standard.

Content must align with the Sunshine State Standards and Course Descriptions for the subject areas of SPEECH and DEBATE in Appendix A of this document. These curriculum requirements also can be accessed at

www.firn.edu/doe/curric/prek12/frame2.htm

FLORIDA STATUTES

1006.34(2)(b)—KEY WORDS: educational purpose... performance standards... instructional objectives... curriculum frameworks

1006.38—KEY WORDS: written correlations... curricular objectives... performance standards

1006.31(4)—KEY WORDS: curricular objectives... performance standards

1006.31—KEY WORDS: independent investigation

1003.42—KEY WORDS: adopted standards

FLORIDA STATUTES

1006.31(4)(e)(e)—KEY
WORDS: suited to the
needs and
comprehension of
pupils at their
respective grade
levels

1006.34(2)(a)—KEY
WORD: suitable

1006.34(2)(b)—KEY
WORDS: the age of the
children

1006.34(2)(b) —KEY
WORDS:
the degree to which
the material would be
supplemented or
explained

Scope. The content should address Florida’s required curriculum standards for the subject, grade level, and learning outcomes, including thinking and learning skills.

Completeness. The content of the major tool should be complete enough to stand on its own. To be useful for classroom instruction, instructional materials must be adaptable to the instructional goals and course outlines for individual school districts, as well as the state standards. Content should have no major omissions in the required content coverage, and be free of unrelated facts and information that would detract from achievement of Florida’s specified grade level expectations.

In the subject area of SPEECH, content should include

- formal and informal oral communication skills
- forms of oral communication
- Techniques of public communication skills
- research, organization, and writing for public speaking
- analysis of public speaking

In the subject area of DEBATE, content should include

- communication skills
- logical and creative thinking and problem-solving skills
- techniques of public speaking
- research skills
- parliamentary procedure
- argumentation and debate skills
- analysis of debates

B. LEVEL OF TREATMENT OF CONTENT

The level of complexity or difficulty of content must be appropriate for the standards, student abilities and grade level, and time periods allowed for teaching.

Objectives. Content should be simple, complex, technical, or nontechnical enough for the intended objectives.

Students. Content should be developmentally appropriate for the age and maturity level of the intended students. It should contain sufficient details for students to understand the significance of the information presented and to engage in reflection and discussion.

Time. The level of complexity or difficulty of content also should allow for its coverage during the time periods available for teaching the subject.

FLORIDA STATUTES

1006.31(4)(e)(e)—KEY WORDS: suited to the needs and comprehension of pupils at their respective grade levels

1006.34(2)(a)—KEY WORD: suitable

1006.34(2)(b)—KEY WORDS: the age of the children

C. EXPERTISE FOR CONTENT DEVELOPMENT

Expertise in the content area and in education of the intended students must be reflected in the authors, reviewers, and sources that contributed to the development of the materials.

Authorship. The authors, consultants, and reviewers must have actually contributed to the development of the instructional materials and should have credentials that reflect expertise in the subject area, course, course category, grade level, pedagogy, education, teaching, or classroom instruction. Qualifications may include expertise in educational psychology or instructional design.

1006.34(2)(b) —KEY WORDS: the degree to which the material would be supplemented or explained

In the subject areas of SPEECH and DEBATE expertise is expected to include authors commonly accepted in the fields of SPEECH and DEBATE, curriculum development, teacher training, and classroom research.

Sources. Primary and secondary sources should reflect expert information for the subject, such as relevant data from research, court decisions, diaries, autobiographies, artifacts, or historical sites. The type of sources considered appropriate will vary with the particular subject area.

FLORIDA
STATUTES

1006.38—KEY
WORDS:
free from all
errors

1006.31(4)(e)(e)
KEY WORDS:
accurate,
objective

D. ACCURACY OF CONTENT

Content must be accurate in historical context and contemporary facts and concepts.

Objectivity. Content that is included in the materials should accurately represent the domain of knowledge and events. It should be factual and objective. It should be free of mistakes, errors, inconsistencies, and contradictions within itself, and biases of interpretation. It should be free of the biased selection of information. Materials should distinguish between facts and possible interpretations or opinions expressed about factual information. Visuals or other elements of instruction should contribute to the accuracy of text or narrative.

Representativeness. The selection of content should not misrepresent the domain of knowledge and events. It should include the generally accepted and prevalent truths, major concepts, standards, and models of the profession or discipline of the subject area.

Correctness. Presentation of content should be free of typographical and visual errors. It should include correct grammar, spelling, linguistics, terminology, definitions, descriptions, visuals, graphs, sounds, videos, and all other components of the instructional materials.

E. CURRENTNESS OF CONTENT

Content must be up-to-date for the academic discipline and the context in which the content is presented.

Dates or editions. Copyright dates for photographs and other materials and editions should suggest sufficient currentness of content. Copyright dates and editions serve as indicators about currentness. However, neither the copyright date nor the edition guarantees currentness. In fact, second or third editions may or may not reflect more up-to-date information than first editions.

Informed examination of the text, narrative, and visuals contained in the materials provides the most direct information about currentness of the materials.

FLORIDA STATUTES

1006.37(1)(e)—KEY
WORD: current

1006.38—KEY WORD:
up-to-date

Context. Text or narrative, visuals, photographs, and other features should reflect the time periods appropriate for the objectives and the intended learners.

- Sometimes context should be current. For example, a photograph used to show stages of human growth and development will be more relevant when the clothing, hairstyles, and activities reflect present-day styles.
- Sometimes context should be historical. For example, illustrations and photographs of historical events should reflect the historical time period.
- Sometimes context should be both current and historical. For example, historic images alongside modern ones would convey changes in styles over time.

For the subject area of SPEECH, the information must include a variety of examples illuminating various speech and debate formats.

F. AUTHENTICITY

Content should include problem-centered connections to life in a context that is meaningful to students.

Life connections. Instructional materials should include connections to the student’s life situations in order to make the content meaningful. Students might be expected to deal with time constraints, consider risks and trade-offs in decision-making, and work with teams. Connections may be made to situations of daily home life, careers, vocation, community events and services, and leisure or recreation. Connections may include hopes and dreams, choices and activities.

Interdisciplinary treatment. Instructional materials also should include interdisciplinary connections in order to make content meaningful. Examples of situations that connect a variety of subject areas include building projects, playing sports, and retrieving information or objects, balancing budgets, creating products, and researching information. In addition to subject area connections, instructional materials should connect the course or course category to other disciplines.

FLORIDA STATUTES

1006.31(e)—KEY WORDS: suited to the needs and comprehension of pupils

1006.31(4)(b)—KEY WORDS: humankind’s place in ecological systems... conservation...dangerous substances

1003.42—KEY WORDS: civil government... functions and interrelationships

1003.42—KEY WORDS: effects...upon the human body and mind

1006.31(4)(b)—KEY WORDS: conservation of natural resources

Examples of approaches to interdisciplinary connections include:

- explanations and activities for using skills and knowledge from other academic disciplines
- assignments that require students to use collateral learning from other disciplines rather than isolated knowledge or skills
- the focus on common themes across several subject areas (infusion, parallel, transdisciplinary, or multidisciplinary instruction)

G. MULTICULTURAL REPRESENTATION

Portrayal of gender, ethnicity, age, work situations, and various social groups must include multicultural fairness and advocacy.

1003.42—KEY WORDS:
contributions of African
Americans...Hispanic
contributions...
women's contributions

1006.31(4)(a) and
1006.341.—KEY WORDS:
address the broad
racial, ethnic,
socioeconomic, and
cultural diversity of the
student population

Multicultural fairness. It is not the number of pages devoted to diversity, equity, or works roles, but the substance of what is stated and portrayed that matters most. For this reason, it can be misleading to count the number of pages or illustrations devoted to a social issue or group. It is more important to focus on the integration of social diversity throughout a set of instructional materials.

Through balanced representation of cultures and groups in multiple settings, occupations, careers, and lifestyles, the materials should support equal opportunity without regard for age, color, gender, disability, national origin, race, or religion.

In addition to balanced representations, the portrayal of individuals and situations must exclude biases and stereotypes. These portrayals must promote an understanding and appreciation of the importance and contributions of diverse cultures and heritage.

Multicultural advocacy. The understanding and appreciation of multiple cultures extends beyond fair representation. It involves embracing a multicultural context, not just through pictures, but through information about ways to honor differences and deal with conflicts, promote a positive self-image for members of all groups, and provide for the development of healthy attitudes and values.

Effective treatment of multicultural issues requires consideration of the age and ability levels of students and whether or not it is appropriate to include multicultural issues in the study of a particular topic, such as the memorization of a formula or equation. Overall, however, materials should reflect both multicultural fairness and advocacy.

In the area of SPEECH and DEBATE, examples of speeches and public speakers should reflect the multicultural nature of our society.

H. HUMANITY AND COMPASSION

Portrayal of the appropriate care and treatment of people and animals must include compassion, sympathy, and consideration of their needs and values and exclude hard-core pornography and inhumane treatment.

Inclusion of compassion. When providing examples in narrative or visuals, materials sometimes depict the care and treatment of people and animals. Generally, this means showing in some way a measure of compassion, sympathy, or consideration of their needs and feelings.

Exclusion of inhumanity. In the context of personal and family values, Florida expressly prohibits material containing *hard-core pornography*. In addition, although the definition of *inhumane treatment* can sometimes appear to be controversial, as in science research, there is general agreement that instructional materials should not advocate any form of inhumane treatment.

As with the evaluation of multicultural representation, it is important to consider the context of the subject and the age and abilities of the students.

FLORIDA STATUTES

1003.42—KEY WORDS:
to be a responsible and
respectful person

1003.42—KEY WORDS:
kindness to animals

1006.31(4)(c)—KEY WORDS:
humane treatment of
people and animals

1006.34(2)(b)—KEY WORDS:
age of the children

1006.34(2)(b)—KEY WORD:
pornography

REFERENCES FOR CONTENT FEATURES

*For a complete list of references and citations, please refer to **Destination: Florida Classrooms—Evaluator’s Handbook**, or request a list of references from the Department of Education, Bureau of Curriculum, Instruction, and Assessment.*



Presentation

Features of presentation affect the practical usefulness of materials and the ease of finding and understanding content. These features include:

A. COMPREHENSIVENESS OF STUDENT AND TEACHER RESOURCES
B. ALIGNMENT OF INSTRUCTIONAL COMPONENTS
C. ORGANIZATION OF INSTRUCTIONAL MATERIALS
READABILITY OF INSTRUCTIONAL MATERIALS
PACING OF CONTENT
EASE OF USE OF MATERIALS

The following sections describe the presentation features expected for each of these areas.

A. COMPREHENSIVENESS OF STUDENT AND TEACHER RESOURCES

Resources must be complete enough to address the targeted learning outcomes without requiring the teacher to prepare additional teaching materials for the course.

Materials should contain support for students in completing instructional activities and assessments and for teachers in implementing all of the instructional elements. A variety of components can accomplish this purpose. Typically, materials will include test items, study guides, outlines and strategies for teaching, media supplements, learning activities, and projects.

The major components generally expected for student and teacher resources are listed below.

Student resources. Student materials typically include the major text or program with text or narration, visuals, assignments, and assessments. Formats may include print, audio, visual, computer, or other media.

Effective instructional materials generally integrate the use of reference aids (e.g., index, glossary, maps, bibliography, graphic

FLORIDA STATUTES

1006.34(2)(a)—KEY WORDS:
suitable, usable

1006.34(2)(b)—KEY WORDS:
the degree to which the material would be supplemented or explained

organizers, and pictures) with the topic being studied. Items that guide students through materials might include clearly labeled materials, directions and explanations, and assignments with menus of choices.

Review and practice activities might include participation activities such as simulations, role-playing situations, investigations, and hands-on practice assignments. Review activities might include self-checks or quizzes. Formats might include worksheets, workbooks, journals, lab books, lab logs, charts, or maps. Feedback might be in the form of answer keys in student materials or in teacher materials.

Review works best as a logical extension of content, goals, objectives, and lessons, with increased similarity to real-life situations. Review activities should require students to recall or apply previously taught knowledge and skills. Frequent short reviews over time or space improve learning more than a concentrated review. Assignments and stages of small practice improve speed and accuracy.

Other components might include enrichment and remediation activities, additional resources, and tests and assessment tools either in the student materials or in the teacher's guide or edition.

For the subject areas of SPEECH and DEBATE, the following types of STUDENT RESOURCES are particularly important because students need diverse opportunities for public speaking practice and debate

- examples of evaluation instruments
- public speaking exemplars in a variety of formats, including electronic
- audio and video models of exemplary public speaking
- portfolio/videotape development of various public speaking endeavors

Teacher resources. Teacher materials typically include a teacher's edition with the annotated student text and copies of supplementary written materials with answer keys, worksheets, tests, diagrams, etc., so that the teacher has to use only one guide. Publishers may make available inservice training, workshops, or consulting services to support teachers in implementing instructional materials. However, teachers and

administrators tend to favor materials that do not require extensive training.

Support, guidelines, resources, or features such as the ones described below help teachers to effectively implement materials in classroom and school settings.

- (1) **Components and materials that are easy to use:** Examples include clearance, license, or agreement for copying and use of materials; clear description and accurate directions for use of required equipment, facilities, resources, and environment; clearly labeled grade, lesson, content, and other information to identify components; correct specifications for making media and electronic programs work effectively.
- (2) **Materials to support lesson planning, teaching, and learning:** Examples include overview of components and objectives; background for lectures and discussions; technical terminology, and reinforcement and review strategies; scope and sequence chart for activities and planning; sample lesson plans; suggestions for individualized study, small-group and large-group presentations and discussions, school-to-work activities, field or laboratory experiences, and other extension activities; suggestions for integrating themes across the subject area or course curriculum and forming connections to other disciplines; suggestions for parental and community involvement; cultural highlights to explain and expand on the materials.
- (3) **Suggestions for adapting instruction for varying needs:** Examples include alternative approaches to teaching, pacing, and options for varied delivery of instruction such as media, tools, equipment, and emerging technology; strategies for engaging all students, such as open-ended questions to stimulate thinking, journals, manipulatives, explorations, and multisensory approaches; suggestions for addressing

common student difficulties or adapting to multiple learning styles; and alternative reteaching, enrichment, and remediation strategies.

- (4) **Guidelines and resources on how to implement and evaluate instruction:** Examples include answers to work assignments, practice activities, and tests; possible outcomes of projects or research; suggestions for using learning tasks for classroom assessment; guidelines for alternative assessments, such as sample checklists, peer or performance assessments, portfolios, or projects.
- (5) **Resources to use in classroom activities:** Examples include copy masters to use for displays or photocopies; bibliographies or lists of resources and references, including network resources; classroom management strategies and documentation on the manageability of the entire instructional program; in-service workshop or consultation support from the publisher.

For the subject areas of SPEECH and DEBATE, the following types of TEACHER RESOURCES are particularly important because they encourage teachers to move from the lecture-oriented teaching model to the teacher as coach and mentor model that encourages a variety of classroom interactions in the study and application of public speaking endeavors. These resources should facilitate the following types of classroom instructional activities:

- critical response and reflective practice techniques
- simulation of speaking competitions
- flexible grouping and teaching
- rubric use for student and peer review of public speaking techniques and content quality
- open-ended, cognitively, challenging, questioning techniques
- workshop techniques.

B. ALIGNMENT OF INSTRUCTIONAL COMPONENTS

All components of an instructional package must align with each other, as well as with the curriculum.

All components of an instructional package—teacher’s edition and materials, student’s edition and materials, workbook, supplementary materials, and others—must be integrated and interdependent and must correspond with each other. For example, master copies of handouts in a teacher’s edition should align with student activities or assignments. They must match in content and progression of instructional activities.

FLORIDA STATUTE

1006.29(4)—KEY
WORDS :
instructional
materials... major
tool...instruction of
a subject or course

C. ORGANIZATION OF INSTRUCTIONAL MATERIALS

The structure and format of materials must have enough order and clarity to allow students and teachers to access content and explicitly identify ideas and sequences.

Providing an explicit and teachable structure can double the amount of information remembered. Clear organization allows students and teachers to discriminate important pieces of information through skimming, reading, or browsing.

Clear organization may be accomplished through a combination of features, but generally not through one feature alone.

Access to content. Some features help in searching and locating information, such as a table of contents; menu or map of content; directions on how to locate information or complete assignments; an index for quick reference; goals and/or objectives, outlines, lists, or checklists for major sections; bibliographies and lists of resources; glossaries for quick access to major terms; introductions, key concepts and themes, visual cues, illustrations, labeled examples, and labeled reviews or summaries.

Visible structure and format. Other at-a-glance features signal the organization of content, such as chapter or unit titles and/or frames; headings and subheadings; typographic cues such as bold, italics or changes in size of type; divisions of content such

FLORIDA STATUTES

1006.34(2)(a)—KEY
WORD:
usable

1066.34(2)(b)—KEY
WORD:
degree to which the
material would be
supplemented and
explained

as borders, boxes, circles, highlighting, visual signposts, icons, or color cues; diagrams, labels, and visuals placed near the related content; and numbering of pages and other components.

Objectives or a content outline may serve a similar purpose by introducing main ideas, providing guideposts to use in searching for key information, or serving as a checklist for self-assessment.

Certain types of brief narrative sections also contribute to clear organization. For example, the statement of a clear purpose with content organized around main ideas, principles, concepts, and logical relationships supports the unity and flow of information. Introductions also play a major role when they include anchoring ideas, a list of key points, or conceptual schemes such as metaphors. Summaries also can assist students in understanding the logical order of topics presented.

Logical organization. The pattern of organization of the content should be consistent and logical for the type of subject or topic. Patterns of organization may include comparison and contrast, time sequence, cause-effect or problem-solution-effect, concrete to abstract, introduction-review-extension (spiral structure), simple-to-complex, whole-part or part-whole, generalization-examples-review-practice, and conflict-inside view-structure.

D. READABILITY OF INSTRUCTIONAL MATERIALS

Narrative and visuals should engage students in reading or listening as well as in understanding of the content at a level appropriate to the students' abilities.

FLORIDA STATUTES

1006.31(e)—KEY WORDS: suited to the needs and comprehension of pupils at their respective grade levels

1006.34(2)(a)—KEY WORDS: suitable, usable, desirable

1006.34(2)(b)—KEY WORDS: the age of the children

Language style. Language style and visual features can influence the readability of materials. Yet, a popular tool for assessing readability has been the use of a *readability formula* of one type or another. These formulas tend to focus only on a few *countable* characteristics of language style such as the length of words, sentences, and/or paragraphs.

Other features are more important in establishing the readability of instructional materials, such as

- organized, coherent text
- language and concepts familiar to the student
- language that clarifies, simplifies, and explains information

- transition words such as “yet,” “also,” “next,” “for example,” “moreover,” or “however”
- other phrases that create logical connections
- words with concrete and specific images
- active rather than passive voice
- varied sentence structures, which avoid both choppy sentences and unnecessary words
- specific questions or directions to guide student attention to visuals or key information

Visual features. Visual features that improve readability include

- print that is dark and clear, with good contrast
- paper with clean-cut edges without glare, or computer screens without glare
- margins wide enough on a page or screen to allow easy viewing of the text
- visuals that are relevant, clear, vivid, and simple enough for students to understand
- quantity of visuals suitable for the intended students—both lower ability students and higher ability students tend to require more visuals
- unjustified text (ragged on the right) rather than justified (lined up on the right)
- visuals that contain information in a form different from the text
- graphs, charts, maps, and other visual representations integrated at their point of use
- colors, size of print, spacing, quantity, and type of visuals suitable for the abilities and needs of the intended students

E. PACING OF CONTENT

The amount of content presented at one time or the pace at which it is presented must be of a size or rate that allows students to perceive and understand it.

FLORIDA STATUTES

1006.31(e)—KEY WORDS: suited to the needs and comprehension of pupils at their respective grade levels

1006.34(2)(a)—KEY WORD: suitable

1006.34(2)(b)—KEY WORDS: the age of the children

It is important that materials contain “bite-size” chunks or blocks of information. The chunks should not be so large, nor the pacing so fast, as to overwhelm students. Neither should the chunks be so small, nor the pacing so slow, as to bore them.

F. EASE OF USE OF MATERIALS

FLORIDA STATUTES

1006.29(4)—KEY WORDS:
instructional
materials... major
tool...instruction

Both print and other media formats of instructional materials must be easy to use and replace and be durable enough for multiple uses over time.

1006.38(3)(a)—KEY
WORDS: specifications
of the physical
characteristics

Warranty. The actual physical and technical qualities of materials should match the description contained in the publisher’s warranty.

1006.34(2)(a)—KEY
WORDS: suitable, usable,
desirable

Use. Materials must be designed for practical use in the classroom and school environments. They must be easy to identify and store. Teachers and students must be able to access and use the materials. Some of the factors influencing their ease of use include number of components, size of components, packaging, quality of materials, equipment requirements, and cost to purchase or replace components.

1006.34(2)(b)—KEY
WORDS: the age of the
children

The best choice about weight, size, and number of volumes depends on several factors, such as the organization of the content, how well separate volumes may fit time periods for instruction, and the ages of students. Technical production requirements, such as page limits or different types of bindings, may lead to multiple volumes.

1006.34(2)(b)—KEY
WORDS:
the degree to which the
material would be
supplemented or
explained

Examples of classroom use include repeated copying of consumable materials and repeated use of other materials by students over time. Students should be able to easily use the materials and take home, in a convenient form, most of the material they need to learn for the course.

1006.38(5)—KEY WORDS:
not
to exceed the lowest
price

Technology-rich resources should work properly and run without error. Electronic media for student use should be encoded to prevent accidental or intentional erasure or modification. As with textbooks, electronic media should allow students to easily access and interact with them without extensive supervision or special assistance.

1006.38(6)(7)(8)(9)—KEY
WORDS:
reduce
automatically...free of
charge...equal in
quality...supplementary
... fair use

The physical and technical qualities of materials should match with the resources of the schools. Materials such as videos,

software, CD-ROMs, Internet sites, and transparencies may serve instructional purposes well, but have little value unless they can be implemented with the school's equipment. Sometimes, a publisher provides training, inservice, or consultation to help in effective use of the materials.

Durability. Students and teachers should be able to have materials that will be durable under conditions of expected use. For example, boxes, books, or other materials should not fall apart after normal classroom use. The packaging and form of materials should be flexible and durable enough for multiple uses over time. Durability includes considerations such as

- high-quality paper, ink, binding, and cover
- back, joints, body block, and individual pages
- worry-free technology that runs properly, with easy to hear, see, and control audio and visuals, and
- the publisher's guarantee for replacement conditions and agreements for reproduction needed to effectively use the materials

Cost. *Florida's Department of Education Commissioner will consider the impact of cost in making final decisions.* Cost, while not a direct factor in ease of use, influences the ease with which materials can be obtained or replaced. The impact of cost can be complex to estimate. It requires considering the number of materials available at no additional cost with the purchase of the major program or text, the cost over the adoption period of several years, and the number of free materials to support implementation. Attractive features such as higher quality paper and visuals and greater use of color may escalate cost, without enhancing learning effectiveness.

REFERENCES FOR PRESENTATION FEATURES

*For a complete list of references and citations, please refer to **Destination: Florida Classrooms—Evaluator's Handbook**, or request a list of references from the Department of Education, Bureau of Curriculum, Instruction, and Assessment.*



Learning

The following features have been found to promote learning and apply to most types of learning outcomes.

A. MOTIVATIONAL STRATEGIES
B. TEACHING A FEW “BIG IDEAS”
C. EXPLICIT INSTRUCTION
D. GUIDANCE AND SUPPORT
E. ACTIVE PARTICIPATION
F. TARGETED INSTRUCTIONAL STRATEGIES
G. TARGETED ASSESSMENT STRATEGIES

The following sections describe the learning features expected for each of these priority areas.

A. MOTIVATIONAL STRATEGIES

FLORIDA STATUTES

1006.31(e)—KEY WORDS: suited to the needs and comprehension of pupils at their respective grade levels

1006.34(2)(a)—KEY WORDS: suitable, usable, desirable

1006.34(2)(b)—KEY WORDS: the age of the children

1006.38(4)—KEY WORDS: diagnostic, criterion-referenced

Instructional materials must include features to maintain learner motivation.

Expectations. Materials should positively influence the expectations of students. Examples include:

- positive expectations for success
- novel tasks or other approaches to arouse curiosity
- meaningful tasks related to student interests, cultural backgrounds, and developmental levels
- activities with relevance to the student’s life
- thought-provoking challenges such as paradoxes, dilemmas, problems, puzzles, controversies, and questioning of traditional ways of thinking

- challenges that are neither too difficult to achieve nor so easy that students become bored
- hands-on tasks in a concrete context, and images, sounds, analogies, metaphors, or humorous anecdotes
- variety, including the opportunity for students to ask their own questions, set their own goals, and make other choices during learning

Feedback. Materials should include informative and positive feedback on progress. Examples include:

- frequent checks on progress, including testing
- explanatory feedback with information about correctness of responses, how to avoid or correct common mistakes, and/or different approaches to use
- varied forms of assessments (self-assessment, peer assessment, and some learning tasks without formal assessments)

Appearance. Materials should have an appearance generally considered attractive to the intended students.

B. TEACHING A FEW “BIG IDEAS”

Instructional materials should thoroughly teach a few important ideas, concepts, or themes.

Focus. Thoroughly teaching a few big ideas provides focus for the learner’s attention. It provides an organizing framework for integrating new information.

Completeness. The thorough teaching of a few big ideas may focus on developing a deeper and more complete understanding of the major themes of a discipline, the content of the subject area, relationships to other disciplines, and the thinking and learning skills required for achieving the specified learning outcomes.

FLORIDA STATUTES

1006.31(e)—KEY WORDS: suited to the needs and comprehension of pupils at their respective grade levels

1006.34(2)(a)—KEY WORDS: suitable, usable

1006.34(2)(b)—KEY WORDS: educational purpose

C. EXPLICIT INSTRUCTION

Instructional materials must contain clear statements of information and outcomes.

FLORIDA STATUTES

1006.31(e)—KEY WORDS: suited to the needs and comprehension of pupils at their respective grade levels

1006.34(2)(a)—KEY WORDS: suitable, usable

1006.34(2)(b)—KEY WORDS: educational purpose

Clarity of directions and explanations. To support success in learning, instructional materials should include clear presentation and explanations of

- purposes, goals, and expected outcomes
- concepts, rules, information, and terms
- models, examples, questions, and feedback

For example, development of specific thinking skills requires an explicit statement of the particular *thinking skills* to be learned, along with the *strategies* or *steps to follow*. Explicit instruction for thinking skills might also involve showing *examples* of successful thinking contrasted with examples of poor thinking processes.

Similarly, the development of learning skills requires explicit directions about *when* and *how* to do activities such as notetaking, outlining, paraphrasing, abstracting and analyzing, summarizing, self-coaching, memory strategies, persistence, preview and questioning, reading and listening, reflecting, and reciting.

Exclusion of ambiguity. Instructional materials should avoid terms and phrases with ambiguous meanings, confusing directions or descriptions, and inadequate explanations.

D. GUIDANCE AND SUPPORT

FLORIDA STATUTES

1006.31(e)—KEY WORDS: suited to the needs and comprehension of pupils at their respective grade levels

1006.34(2)(a)—KEY WORDS: suitable, usable, desirable

Instructional materials must include guidance and support to help students safely and successfully become more independent learners and thinkers.

Level. The type of guidance and support that helps students to become more independent learners and thinkers is sometimes referred to as *scaffolding*. Scaffolding is a solid structure of support that can be removed after a job has been completed. As students gain proficiency, support can diminish, and students can encounter more complex, life-centered problems. Information and activities should provide guidance and support

at the level that is needed—no more and no less. Too much can squelch student interest, and too little can lead to failure.

Guidance and support can be accomplished by a combination of the following features:

- organized routines
- advance organizers or models such as
 - (1) condensed outlines or overviews
 - (2) simplified views of information
 - (3) visual representations of new information during initial instruction
 - (4) sample problems
 - (5) questions to focus on key ideas or important features
 - (6) examples of solved problems
 - (7) explanations of how the problems were solved
 - (8) examples of finished products or sample performances
 - (9) analogies, metaphors, or associations to compare one idea to another
- prompts or hints during initial practice
- step-by-step instructions
- immediate and corrective feedback on the accuracy of performance of each step or task, on how to learn from mistakes, and on how to reach the correct answer
- simulations with features for realistic practice
- opportunities for students to do research, and to organize and communicate results

In the subject areas of SPEECH and DEBATE, copious models of exemplary student and public speeches are encouraged to illustrate information discussed throughout the instructional materials.

Adaptability. Guidance and support must be adaptable to developmental differences and various learning styles. For example, young children tend to understand concepts in concrete terms and over generalize new concepts. Some students need more time, some tend to be more impulsive than reflective, some have trouble distinguishing relevant from irrelevant information, and some have better written than spoken language skills.

Approaches for developmental differences and learning styles of students, include

- a variety of *activities* such as
 - (1) structured and unstructured activities
 - (2) independent and group work
 - (3) teacher-directed and discovery learning
 - (4) visual and narrative instruction
 - (5) hands-on activities
 - (6) open-ended activities
 - (7) practice without extrinsic rewards or grades
 - (8) simple, complex, concrete, and abstract examples
 - (9) variable pacing or visual breaks
- a variety of *modalities* for the various multiple intelligences of students, such as
 - (1) linguistic-verbal
 - (2) logical-mathematical
 - (3) musical
 - (4) spatial
 - (5) bodily-kinesthetic
 - (6) interpersonal
 - (7) intrapersonal

E. ACTIVE PARTICIPATION OF STUDENTS

FLORIDA STATUTES

1006.31(e)—KEY WORDS: suited to the needs and comprehension of pupils at their respective grade levels

1006.34(2)(a)—KEY WORDS: suitable, usable, desirable

Instructional materials must engage the physical and mental activity of students during the learning process.

Assignments. Instructional materials should include organized activities of periodic, frequent, short assignments that are logical extensions of content, goals, and objectives.

Student responses. Assignments should include questions and application activities during learning that give students opportunities to respond. Active participation of students can be accomplished in a variety of ways. For example, information and activities might require students to accomplish the types of activities listed below.

- respond orally or in writing
- create visual representations (charts, graphs, diagrams, and illustrations)

- generate products
- generate their own questions or examples
- think of new situations for applying or extending what they learn
- complete discovery activities
- add details to big ideas or concepts from prior knowledge
- form their own analogies and metaphors
- practice lesson-related tasks, procedures, behaviors, or skills
- choose from a variety of activities

F. TARGETED INSTRUCTIONAL STRATEGIES

Instructional materials should include the strategies known to be successful for teaching the learning outcomes targeted in the curriculum requirements.

Alignment. Research has documented the strategies that effectively teach different types of learning outcomes. The learning strategies included in instructional materials should match the findings of research for the targeted learning outcomes. Different types of learning outcomes require different strategies. For example, a strategy for memorizing verbal information might be helpful, but it would not align with the strategies required for learning a concept or for learning how to solve a problem.

Completeness. Not only should strategies be aligned, but they also should be complete enough to effectively teach the targeted outcomes. For example, while the explanation of a problem-solving method or model would be appropriate, other strategies also would be necessary in order for students to learn how to resolve different types of problems.

Research summary. Researchers sometimes use different terms for some similar outcomes. For example, *thinking skills* and *metacognition* refer to some of the same types of skills. The following alphabetical list includes terms as they have appeared in research, even though some terms clearly overlap with each other.

FLORIDA STATUTES

1006.31(e)—KEY WORDS: suited to the needs and comprehension of pupils at their respective grade levels

1006.34(2)(a)—KEY WORDS: suitable, usable, desirable

1006.34(2)(b)—KEY WORDS: the age of the children

1003.42 KEY WORDS: approved methods of instruction

- attitudes
- cognitive strategies
- comprehension/ understanding
- concepts
- creativity
- critical thinking
- insight
- metacognition
- motor skills
- multiple intelligences
- problem solving
- procedural knowledge, principles, and rules
- scientific inquiry
- thinking skills
- verbal information, knowledge, or facts

The following section summarizes the research findings for each of these types of learning outcomes.

Effective Teaching Strategies

To teach *Attitudes*—for example, learning the benefits of reading

- Explain and show consequences of choices, actions, or behaviors.
- Provide relevant human or social models that portray the desired choices, actions, or behaviors

To teach *Cognitive Strategies* (learning how to learn)—for example, self-monitoring and reflecting upon the effectiveness of the reading process selected and used

- Encourage or teach (a) organizing and summarizing information; (b) self-questioning, self-reflection, and self-evaluation; and (c) reference skills.
- Encourage or teach when and how to use these different skills.

To teach *Comprehension/Understanding*—for example, comprehending and understanding information in a reading selection

- Outline, explain, or visually show what will be learned in a simple form.
- Explain with concrete examples, metaphors, questions, or visual representations.

- Require students to relate new to previously learned information.
- Require students to paraphrase or summarize new information.
- Require students to construct a visual representation of main ideas (map, table, diagram, etc.).
- Give students opportunities to add details, explanations, or examples to basic information.
- Require application of knowledge or information.

To teach *Concepts*—for example, learning the concepts of figurative language, metaphors, and similes

- Provide clear definition of each concept.
- Point out important and unimportant features or ideas.
- Point out examples and non-examples of the concept, showing similarities and differences.
- Include practice in classifying concepts.
- Include a wide range of examples in progressive presentation of more complex examples.
- Emphasize relationships between concepts.

To teach *Creativity*—for example, exploring different types of reading selections and sources or creating an evaluation tool to identify the impact of mood or meaning

- Provide examples of creativity.
- Include models, metaphors, and analogies.
- Encourage novel approaches to situations and problems.
- Show and provide practice in turning a problem upside down or inside out or changing perceptions.
- Encourage brainstorming.
- Include questions and problems with multiple answers.
- Provide opportunities of ungraded, unevaluated creative performance and behavior.

To teach *Critical Thinking*—for example, differentiating fact from opinion or determining the validity of arguments

- Create conflict or perplexity by using paradoxes, dilemmas, or other situations to challenge concepts, beliefs, ideas, and attitudes.
- Focus on how to recognize and generate proof, logic, argument, and criteria for judgments.
- Include practice in detecting mistakes, false analogies, relevant v. irrelevant issues, contradictions, “buggy” algorithms, and predictions.
- Provide practice in drawing inferences from observations and making predictions from limited information.
- Explain and provide practice in recognizing factors that influence choice and interpretations such as culture, experience, preferences, desires, interests, and passions, as well as systematic thinking.
- Require students to explain how they form new judgments and how and why present judgments differ from previous ones.

To teach *Insight*—for example, comprehending the symbols in literary works

- Include inquiry and discovery activities.
- Provide challenging thinking situations with concrete data to manipulate.
- Promote careful observation, analysis, description, and definition.

To teach *Metacognition* (learning how to think)—for example, rereading and self-correcting

- Explain different types of thinking strategies and when to use them.
- Encourage self-evaluation and reflection.
- Include questions to get students to wonder why they are doing what they are doing.
- Guide students in how to do systematic inquiry, detect flaws in thinking, and adjust patterns of thinking.

To teach *Motor Skills*—for example, writing legibly or using electronic tools proficiently

- Provide a mental and physical model of desired performance
- Describe steps in the performance.
- Provide practice with kinesthetic and corrective feedback (coaching).

To teach *Multiple Intelligences*—for example, retelling vs. rewriting or learning certain rhythms

- Verbal-linguistic dimension focuses on reasoning with language, rhythms, and inflections, such as determining meaning and order of words (stories, readings, humor, rhyme, and song).
- Logical-mathematical dimension focuses on reasoning with patterns and strings of symbols (pattern blocks, activities to form numbers and letters).
- Musical dimension focuses on appreciation and production of musical pitch, melody, and tone.
- Spatial dimension focuses on activities of perceiving and transforming perceptions.
- Bodily kinesthetic dimension focuses on use and control of body and objects.
- Interpersonal dimension focuses on sensing needs, thoughts, and feelings of others.
- Intrapersonal dimension focuses on recognizing and responding to one's own needs, thoughts, and feelings.

To teach *Problem Solving*—for example, forming predictions, inferences, logical endings, or conclusions

- Assure student readiness by diagnosing and strengthening related concept, rule, and decision-making skills.
- Provide broad problem-solving methods and models.
- Include practice in solving different types of problems.
- Begin with highly structured problems and then gradually move to less structured ones.

- Use questions to guide thinking about problem components, goals, and issues.
- Provide guidance in observing and gathering information, asking appropriate questions, and generating solutions.
- Include practice in finding trouble, inequities, contradictions, or difficulties and in reframing problems.
- Include drill and practice to improve speed, consistency, and ease of using problem-solving steps.

To teach *Procedural Knowledge, Principles, and Rules*—for example, determining when and how to use alphabetical and numerical systems for organizing information

- Define context, problems, situations, or goals for which procedures are appropriate.
- Explain reasons that procedures work for different types of situations.
- Define procedures—procedures include rules, principles, and/or steps.
- Provide vocabulary and concepts related to procedures.
- Demonstrate step-by-step application of procedures.
- Explain steps as they are applied.
- Include practice in applying procedures.

To teach *Scientific Inquiry*—for example, transferring information gathered and recorded into a formal presentation

- Explain process and methods of scientific inquiry.
- Explain and provide examples of (a) typical solution procedures, (b) how to form hypotheses, (c) how to speculate, and (d) how to identify and interpret consequences.
- Encourage independent thinking and avoidance of dead ends or simplistic answers.
- Require students to explain experiences with inquiry activities and results of inquiry activities.

To teach *Thinking Skills* (also refer to critical thinking and metacognitive skills)—for example, comparing and contrasting ideas

- Introduce different types of thinking strategies.
- Explain context or conditions of applying different strategies.
- Provide definitions, steps, and lists to use in strategies.
- Include examples of different types of thinking strategies, including how to think with open-mindedness, responsibility, and accuracy.
- Emphasize persisting when answers are not apparent.
- Provide practice in applying, transferring, and elaborating on thinking strategies.
- Integrate metacognitive, critical, and creative-thinking skills.

To teach *Verbal Information, Knowledge, or Facts*—for example, new vocabulary or labels

- Provide a meaningful context to link new information and past and/or future knowledge.
- Organize information into coherent groups or themes.
- Use devices to improve memory such as mnemonic patterns, maps, charts, comparisons, groupings, highlighting of key words or first letters, visual images, and rhymes.
- Include some overlearning and mastery through practice in rehearsal, recall, or restatement of information (refer to *comprehension*).
- Point out parts, main ideas, pattern, or relationships within information or sets of facts.

For the subject areas of SPEECH and DEBATE, reading about and writing/producing speeches and debates should be a dynamic, interactive process including the following opportunities:

- ❖ opportunities for authentic classroom discourse
- ❖ opportunities for students to think of new situations for applying or extending what they have studied and learned
- ❖ opportunities for students to practice public speaking in a variety of ways for a variety of audiences

G. TARGETED ASSESSMENT STRATEGIES

Instructional materials should include assessment strategies that are known to be successful in determining how well students have achieved the targeted learning outcomes.

FLORIDA STATUTES

1006.31(e)—KEY WORDS: suited to the needs and comprehension of pupils at their respective grade levels

1006.34(2)(a)—KEY WORDS: suitable, usable, desirable

1006.34(2)(b)—KEY WORDS: the age of the children

1006.38(4)—KEY WORDS: diagnostic, criterion-referenced

Alignment. The assessment strategies should match the learner performance requirements for the types of learning outcomes that have been targeted for the subject matter, course, or course category. Different strategies are appropriate for assessing different types of learning outcomes. For example, a strategy for testing the acquisition of verbal information would not match the requirements for testing whether or not a student has learned a concept or learned how to solve a problem.

The term “assessment,” as used in this section, refers to testing or other strategies that assess student progress as a result of learning activities. The results of such assessment provide information about where to strengthen instruction. But it is very important to ask the right questions. If the type of question matches the type of learning outcome, then students and teachers have relevant information about learning progress.

Completeness. In addition to including assessment strategies that align with the performance requirements of the targeted learning outcomes, the strategies should be complete enough to effectively assess the learner’s performance requirements required by the targeted learner outcomes. For example, a test item that requires the student to state a rule does not assess whether or not the student knows how to *use* the rule.

Research summary. The research summary for effective assessment strategies for different types of learning outcomes follows the same alphabetical sequence as the previous section.

Effective Assessment Strategies

To assess *Attitudes*:

- Provide various situations.
- Require choices about behaviors.

To assess *Cognitive Strategies*:

- Provide learning tasks.
- Require students to choose good strategies for learning and/or to learn new materials without teacher guidance.
- Require students to discuss and explain methods used for various learning tasks.

To assess *Comprehension/Understanding*:

- Provide topic.
- Require summary or restatement of information.
- Provide new context.
- Require application of information.
- Provide several statements using words different from the initial teaching.
- Require identification of the correct meaning.

To assess *Concepts*:

- Provide new examples and non-examples.
- Require identification or classification into the correct categories.

To assess *Creativity*:

- Provide new problems to “turn upside down,” study, or resolve—these could be puzzles, dance performances, drama performances, or products to create.
- Require products or solutions to fit within the particular functions and resources.
- Provide situations requiring novel approaches.

To assess *Critical Thinking*:

- Require students to evaluate information or results.
- Require the use of analysis and research.

To assess *Insight*:

- Provide situations for inquiry and discovery.

- Provide situations for manipulation.

To assess *Metacognition* (learning how to think):

- Provide different situations or problems.
- Require students to identify types of thinking strategies to analyze and evaluate their own thinking.

To assess *Multiple Intelligences*:

- Provide situations in the modality that is targeted, e.g., verbal-linguistic, musical, or other modality.
- Provide situations in several modalities, to allow choice
- Require performance in the targeted or chosen modalities.

To assess *Motor Skills*:

- Provide situations and resources for performance of the skill.
- Include checklist for evaluation.

To assess *Problem Solving*:

- Require students to choose types of problem-solving strategies for different situations.
- Require solutions to structured and unstructured, simple and complex problems.

To assess *Procedural Knowledge, Principles, and Rules*:

- Provide situations that require students to recognize the correct use of procedures, principles, or rules with routine problems.
- Require students to state procedures, principles, or rules.
- Require students to choose which ones to apply in different situations.
- Provide situations that require students to demonstrate the correct use of procedures, principles, or rules with routine problems.

To assess *Scientific Inquiry*:

- Provide situations or problems that require speculation, inquiry, and hypothesis formation.
- Provide research, hands-on activity, and conclusions.

To assess *Thinking Skills* (also refer to critical thinking and metacognitive skills):

- Require students to summarize different types of thinking strategies.
- Provide situations that require students to choose the best type of thinking strategy to use.
- Require students to detect instances of open- v. closed-mindedness.
- Require students to detect instances of responsible v. irresponsible and accurate v. inaccurate applications of thinking strategies.
- Provide situations that require the student's persistence in order to discover or analyze information to obtain answers to specific questions.
- Require students to apply specific thinking strategies to different real-world situations.

To assess *Verbal Information, Knowledge, or Facts*:

- Require students to recall information.
- Require students to restate information.

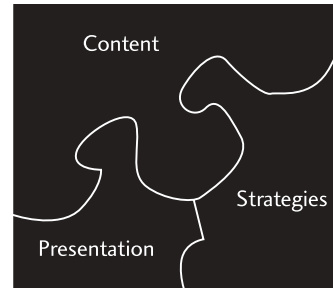
For the subject areas of SPEECH and DEBATE, it is important to use a variety of methods of assessment. Also, the following guidance regarding assessment is important:

- For speech and debate classes to be dynamic and interactive, assessment must take place as an ongoing part of the instruction and learning process.
- Informal assessments, particularly teacher observation, are powerful forms of assessment.
- Particularly in discourse-oriented courses such as speech and debate, students need to be able to learn from their mistakes without being penalized, especially during the initial stages of new instruction and early practice.

REFERENCES FOR LEARNING FEATURES

*For a complete list of references and citations, please refer to **Destination: Florida Classrooms—Evaluator’s Handbook**, or request a list of references from the Department of Education, Bureau of Curriculum, Instruction, and Assessment.*

Criteria for Evaluation



The instructional materials adoption process must be fair to all publishers who take the time and expense to submit their materials. Applying evaluation criteria consistently to each submission assures that the materials will be judged fairly.

Regardless of format or technology, effective materials have certain characteristics in common, and the basic issues, important for the evaluation of instructional materials, apply to all subject areas and all formats. These issues are addressed in Florida's list of priorities and the criteria as detailed in the previous pages of this document. What follows is the evaluation instrument used by adoption committee members. Evaluators will use the criteria-based instrument to engage in systematic reflection of the processes they follow and decisions they make about the quality of materials submitted by publishers.

The extensive research base and review processes used to identify these criteria establish their validity as an integral part of Florida's instructional materials adoption system. Applying these criteria consistently to each submission helps assure that the materials submitted by publishers will be judged fairly.

STATE COMMITTEE EVALUATION FORM

DIRECTIONS: Use this form along with the criteria in the instructional materials specifications to independently review each submission.

As part of your independent review for each of the criteria, rate and comment on how well the submission satisfies the requirements. Possible ratings are as follows: ■ THOROUGHLY, ■ HIGHLY, ■ ADEQUATELY, ■ MINIMALLY, or ■ NOT AT ALL.

At your state committee meeting, you will discuss your review and agree on the summary of RATINGS, COMMENTS, and the OVERALL EVALUATION for each submission. Your committee will then VOTE for or against adoption and will make suggestions for notations to include in the Florida Catalog of Instructional Materials. Your committee's decisions will appear on one Committee Consensus Questionnaire.

IDENTIFICATION OF SUBMISSION
Subject Area Committee
Course for Which Recommended
Name of Publisher
Title of Submission

CONTENT

A. ALIGNMENT WITH CURRICULUM REQUIREMENTS

Content aligns with the state's standards for the subject, grade level, and learning outcomes.

THOROUGHLY HIGHLY ADEQUATELY MINIMALLY NOT AT ALL

What COMMENTS, if any, do you have about the strengths or concerns for the following issues? (Please give specific examples with page numbers. Extra space for notations is provided on page 8.)

- ✓ CORRELATIONS _____
- ✓ SCOPE _____
- ✓ COMPLETENESS _____

B. LEVEL OF TREATMENT OF CONTENT

The level of complexity or difficulty of content is appropriate for the standards, student abilities and grade level, and time periods allowed for teaching.

THOROUGHLY HIGHLY ADEQUATELY MINIMALLY NOT AT ALL

What COMMENTS, if any, do you have about the strengths or concerns for the following issues? (Please give specific examples with page numbers. Extra space for notations is provided on page 8.)

- ✓ OBJECTIVES _____
- ✓ STUDENTS _____
- ✓ TIME _____

C. EXPERTISE FOR CONTENT DEVELOPMENT

Expertise in the content area and in education of the intended students is reflected in the authors, reviewers, and sources that contributed to development of the materials.

THOROUGHLY HIGHLY ADEQUATELY MINIMALLY NOT AT ALL

What COMMENTS, if any, do you have about the strengths or concerns for the following issues? (Please give specific examples with page numbers. Extra space for notations is provided on page 8.)

✓ AUTHORSHIP _____

✓ SOURCES _____

D. ACCURACY OF CONTENT

Content is accurate in historical context and contemporary facts and concepts.

THOROUGHLY HIGHLY ADEQUATELY MINIMALLY NOT AT ALL

What COMMENTS, if any, do you have about the strengths or concerns for the following issues? (Please give specific examples with page numbers. Extra space for notations is provided on page 8.)

✓ OBJECTIVITY _____

✓ REPRESENTATIVENESS _____

✓ CORRECTNESS _____

E. CURRENTNESS OF CONTENT

Content is up-to-date for the academic discipline and the context in which the content is presented.

THOROUGHLY HIGHLY ADEQUATELY MINIMALLY NOT AT ALL

What COMMENTS, if any, do you have about the strengths or concerns for the following issues? (Please give specific examples with page numbers. Extra space for notations is provided on page 8.)

✓ DATES OR EDITIONS _____

✓ CONTEXT _____

✓ INFORMATION _____

F. AUTHENTICITY OF CONTENT

Content includes problem-centered connections to life in a context that is meaningful to students.

THOROUGHLY HIGHLY ADEQUATELY MINIMALLY NOT AT ALL

What COMMENTS, if any, do you have about the strengths or concerns for the following issues? (Please give specific examples with page numbers. Extra space for notations is provided on page 8.)

✓ LIFE CONNECTIONS _____

✓ INTERDISCIPLINARY TREATMENT _____

G. MULTICULTURAL REPRESENTATION

Portrayal of gender, ethnicity, age, work situations, and social groups includes multicultural fairness and advocacy.

THOROUGHLY HIGHLY ADEQUATELY MINIMALLY NOT AT ALL

What COMMENTS, if any, do you have about the strengths or concerns for the following issues? *(Please give specific examples with page numbers. Extra space for notations is provided on page 8.)*

✓ MULTICULTURAL FAIRNESS _____

✓ MULTICULTURAL ADVOCACY _____

H. HUMANITY AND COMPASSION

Portrayal of the appropriate care and treatment of people and animals includes compassion, sympathy, and consideration of their needs and values and excludes hard-core pornography and inhumane treatment.

THOROUGHLY HIGHLY ADEQUATELY MINIMALLY NOT AT ALL

What COMMENTS, if any, do you have about the strengths or concerns for the following issues? *(Please give specific examples with page numbers. Extra space for notations is provided on page 8.)*

✓ INCLUSION OF COMPASSION _____

✓ EXCLUSION OF INHUMANITY _____

SUMMARY ANALYSIS FOR CONTENT

In general, how well does the submission satisfy *CONTENT* requirements?

THOROUGHLY HIGHLY ADEQUATELY MINIMALLY NOT AT ALL

 PRESENTATION

A. COMPREHENSIVENESS OF STUDENT AND TEACHER RESOURCES

Resources are complete enough to address the targeted learning outcomes without requiring the teacher to prepare additional teaching materials for the course.

THOROUGHLY HIGHLY ADEQUATELY MINIMALLY NOT AT ALL

What COMMENTS, if any, do you have about the strengths or concerns for the following issues? *(Please give specific examples with page numbers. Extra space for notations is provided on page 8.)*

✓ STUDENT RESOURCES _____

✓ TEACHER RESOURCES _____

B. ALIGNMENT OF INSTRUCTIONAL COMPONENTS

All components of an instructional package align with each other, as well as with the curriculum.

THOROUGHLY HIGHLY ADEQUATELY MINIMALLY NOT AT ALL

What COMMENTS, if any, do you have about the strengths or concerns for the following issue? *(Please give specific examples with page numbers. Extra space for notations is provided on page 8.)*

✓ ALIGNMENT _____

C. ORGANIZATION OF INSTRUCTIONAL MATERIALS

The structure and format of materials have enough order and clarity to allow students and teachers to access content and explicitly identify ideas and sequences.

THOROUGHLY HIGHLY ADEQUATELY MINIMALLY NOT AT ALL

What COMMENTS, if any, do you have about the strengths or concerns for the following issues? *(Please give specific examples with page numbers. Extra space for notations is provided on page 8.)*

✓ ACCESS TO CONTENT _____

✓ VISIBLE STRUCTURE AND FORMAT _____

✓ LOGICAL ORGANIZATION _____

D. READABILITY OF INSTRUCTIONAL MATERIALS

Narrative and visuals will engage students in reading or listening as well as understanding of the content.

THOROUGHLY HIGHLY ADEQUATELY MINIMALLY NOT AT ALL

What COMMENTS, if any, do you have about the strengths or concerns for the following issues? *(Please give specific examples with page numbers. Extra space for notations is provided on page 8.)*

✓ LANGUAGE STYLE _____

✓ VISUAL FEATURES _____

E. PACING OF CONTENT

The amount or content presented at one time or the pace at which it is presented is of a size or rate that allows students to perceive and understand it.

THOROUGHLY HIGHLY ADEQUATELY MINIMALLY NOT AT ALL

What COMMENTS, if any, do you have about the strengths or concerns for the following issue? *(Please give specific examples with page numbers. Extra space for notations is provided on page 8.)*

✓ PACING _____

F. EASE OF USE OF MATERIALS

Both print and other media formats of instructional materials are easy to use and replace and are durable enough for multiple uses over time.

THOROUGHLY HIGHLY ADEQUATELY MINIMALLY NOT AT ALL

What COMMENTS, if any, do you have about the strengths or concerns for the following issues? *(Please give specific examples with page numbers. Extra space for notations is provided on page 8.)*

✓ WARRANTY _____
✓ USE _____
✓ DURABILITY _____

SUMMARY ANALYSIS FOR PRESENTATION

In general, how well does the submission satisfy *PRESENTATION* requirements?

THOROUGHLY HIGHLY ADEQUATELY MINIMALLY NOT AT ALL

LEARNING

A. MOTIVATIONAL STRATEGIES

Instructional materials include features to maintain learner motivation.

THOROUGHLY HIGHLY ADEQUATELY MINIMALLY NOT AT ALL

What COMMENTS, if any, do you have about the strengths or concerns for the following issues? *(Please give specific examples with page numbers. Extra space for notations is provided on page 8.)*

✓ EXPECTATIONS _____
✓ FEEDBACK _____
✓ APPEARANCE _____

B. TEACHING A FEW “BIG IDEAS”

Instructional materials thoroughly teach a few important ideas, concepts, or themes.

THOROUGHLY HIGHLY ADEQUATELY MINIMALLY NOT AT ALL

What COMMENTS, if any, do you have about the strengths or concerns for the following issues? *(Please give specific examples with page numbers. Extra space for notations is provided on page 8.)*

✓ FOCUS _____
✓ COMPLETENESS _____

C. EXPLICIT INSTRUCTION

Instructional materials contain clear statements of information and outcomes.

THOROUGHLY HIGHLY ADEQUATELY MINIMALLY NOT AT ALL

What COMMENTS, if any, do you have about the strengths or concerns for the following issues? *(Please give specific examples with page numbers. Extra space for notations is provided on page 8.)*

✓ CLARITY OF DIRECTIONS AND EXPLANATIONS _____

✓ EXCLUSIONS OF AMBIGUITY _____

D. GUIDANCE AND SUPPORT

Instructional materials include guidance and support to help students safely and successfully become more independent learners and thinkers.

THOROUGHLY HIGHLY ADEQUATELY MINIMALLY NOT AT ALL

What COMMENTS, if any, do you have about the strengths or concerns for the following issues? *(Please give specific examples with page numbers. Extra space for notations is provided on page 8.)*

✓ LEVEL _____

✓ ADAPTABILITY _____

E. ACTIVE PARTICIPATION OF STUDENTS

Instructional materials will engage the physical and mental activity of students during the learning process.

THOROUGHLY HIGHLY ADEQUATELY MINIMALLY NOT AT ALL

What COMMENTS, if any, do you have about the strengths or concerns for the following issues? *(Please give specific examples with page numbers. Extra space for notations is provided on page 8.)*

✓ ASSIGNMENTS _____

✓ STUDENT RESPONSES _____

F. TARGETED INSTRUCTIONAL STRATEGIES

Instructional materials include the strategies known to be successful for teaching the learning outcomes targeted in the curriculum requirements.

THOROUGHLY HIGHLY ADEQUATELY MINIMALLY NOT AT ALL

What COMMENTS, if any, do you have about the strengths or concerns for the following issues? *(Please give specific examples with page numbers. Extra space for notations is provided on page 8.)*

✓ ALIGNMENT _____

✓ COMPLETENESS _____

G. TARGETED ASSESSMENT STRATEGIES

Instructional materials include assessment strategies known to be successful in determining how well students have achieved learning outcomes targeted in the curriculum requirements.

THOROUGHLY HIGHLY ADEQUATELY MINIMALLY NOT AT ALL

What COMMENTS, if any, do you have about the strengths or concerns for the following issues? *(Please give specific examples with page numbers. Extra space for notations is provided on page 8.)*

✓ ALIGNMENT _____

✓ COMPLETENESS _____

SUMMARY ANALYSIS FOR LEARNING

In general, how well does the submission satisfy *LEARNING* requirements?

THOROUGHLY HIGHLY ADEQUATELY MINIMALLY NOT AT ALL

OVERALL EVALUATION

1. If given responsibility for teaching the course, would you choose these materials for classroom use?

YES NO

2. What notations do you think should be included in the Catalog?

Committee Member Signature

Date

Appendix A: Florida's Curriculum Requirements

Florida Department of Education
COURSE DESCRIPTIONS - GRADES 9-12
Subject Area: Language Arts
Course Title: Speech I

A. Major concepts/content. The purpose of this course is to provide instruction in the fundamentals of formal and informal oral communication.

The content should include, but not be limited to, the following:

- introduction to the skills and forms of formal and informal oral communication
- forms of oral communication
- techniques of group discussion
- techniques of effective listening
- analysis of audience
- techniques of public speaking

B. Course Requirements. After successfully completing this course, the student will:

1. Use skills of public speaking.
2. Use listening skills.
3. Use techniques of group discussion.
4. Analyze audiences for speaking purposes.
5. Evaluate speeches and speaking techniques.

Florida Department of Education
COURSE DESCRIPTIONS - GRADES 9-12
Subject Area: Language Arts
Course Title: Speech II

A. Major concepts/content. The purpose of this course is to offer instruction in intermediate skills of formal and informal oral communication. The content should include, but not be limited to, the following:

- formal class discussions

- public speaking assignments
- oral interpretation
- elements of debate
- further development and refinement of skills

initiated in Speech I

B. Course Requirements. After successfully completing this course, the student will:

1. Make formal speeches.
2. Participate in formal class discussions.
3. Participate in debate activities.
4. Use oral interpretation skills.

Florida Department of Education

COURSE DESCRIPTION - GRADES 9-12, ADULT

Subject Area: Language Arts

Course Title: Debate I

A. Major concepts/content. The purpose of this course is to provide instruction in the fundamentals of argumentation and problem solving. The content should include, but not be limited to, the

following:

- logical thinking
- organization of facts
- speaking skills
- research skills related to debate topics
- participation in frequent debate situations

B. Course Requirements. After successfully completing this course, the student will:

1. Identify fundamental concepts related to debate.
2. Participate in debate activities.
3. Use critical thinking and research skills.

Florida Department of Education

COURSE DESCRIPTIONS - GRADES 9-12

Subject Area: Language Arts

Course Title: Debate II

A. Major concepts/content. The purpose of this course is to continue the development of skills related to debate and forensic activities.

The content should include, but not be limited to, the following:

- the principles of effective communication for specific

purposes as they apply to argumentation and debate skills

- research skills
- critical thinking skills
- listening and speaking skills
- formal written preparation of materials for competitive speaking activities

B. Course Requirements. After successfully completing this course, the student will:

1. Use skills of effective communication, especially those related to argumentation and debate.
2. Apply greater proficiency in critical thinking, research, and other skills related to the preparation of debate materials.
3. Participate in various kinds of debate activities.
4. Evaluate debates and debate techniques.

**Florida Department of Education
COURSE DESCRIPTION - GRADES 6-8**

Subject Area: Language Arts

Course: MJ Speech/Debate

A. Major concepts/content. The purpose of this course is to provide instruction and practice in verbal and nonverbal systems of communication.

The content should include, but not be limited to the following:

- listening skills
- conversation
- group discussion
- parliamentary procedure
- information gathering
- presentation skills

B. Course Requirements. After successfully completing this course, the student will:

1. Demonstrate effective listening and viewing skills.
2. Use techniques of group discussion that reflect democratic principles.
3. Demonstrate reflection, reaction, and courtesy in social conversation.
4. Summarize information gathered on a specific topic for an oral presentation.
5. Demonstrate poise when speaking.

6. Practice appropriate vocal techniques.
7. Use language appropriate for purpose and audience.
8. Recognize the basic elements of parliamentary procedure.
9. Identify the fundamentals of debate.
10. Deliver speeches.

Appendix B

Requirements for

Braille Textbook Production

INSTRUCTIONS FOR PREPARING COMPUTER DISKETTES REQUIRED FOR AUTOMATED BRAILLE TEXTBOOK PRODUCTION

STATUTORY AUTHORIZATION

Section 233.0561(5), Florida Statutes, states that, "...any publisher of a textbook adopted pursuant to the state instructional materials adoption process shall furnish the Department of Education with a computer file in an electronic format specified by the Department at least 2 years in advance that is readily translatable to Braille and can be used for large print or speech access. Any textbook reproduced pursuant to the provisions of this subsection shall be purchased at a price equal to the price paid for the textbook as adopted. The Department of Education shall not reproduce textbooks obtained pursuant to this subsection in any manner that would generate revenues for the department from the use of such computer files or that would preclude the rightful payment of fees to the publisher for use of all or some portion of the textbook."

OBJECTIVE

Electronic text (etext) is needed to accelerate the production of textbooks in Braille and other accessible formats through the use of translation software. Some embedded publisher formatting commands help speed the conversion of English text to Braille or other accessible formats. Therefore, the objective of these instructions is to prompt publishers to provide textbook data in a format that will be useful to Braille and other accessible format producers while at the same time allowing each publisher the flexibility of using existing composition or

typesetting systems. Publishers may produce etext files in one of three formats, as shown in the specifications below.

By April 1, 1998, publishers of adopted student textbooks for literary subjects must be able to provide the computer diskettes **UPON REQUEST**. Publishers shall provide nonliterary subjects when technology becomes available for the conversion of nonliterary materials to the appropriate format.

The requested computer diskettes shall be provided to the Florida Instructional Materials Center for the Visually Impaired (FIMC), 5002 North Lois Avenue, Tampa, Florida 33614; (813) 872-5281; in Florida WATS (800) 282-9193 or (813) 872-5284 (FAX). The center will contact each publisher of an adopted textbook and provide delivery instructions.

SPECIFICATIONS

- | | |
|------------------------|--|
| FORMAT (Three Options) | <ul style="list-style-type: none">a. A full implementation of Standard Generalized Markup Language (SGML).b. XML-Extensible Markup Languagec. ASCII – (Last Resort!) |
| 2. OPERATING SYSTEM: | Windows |
| 3. DISKETTE SIZE: | 3.5, CD, Zip100 |
| 4. DISKETTE CAPACITY: | Double-sided/high density |
| 5. DISKETTE LABELING: | <ul style="list-style-type: none">a. Sequential Number/ISBNb. Book Title |

Version

- c. File Name
- d. Name of Publisher
- e. Name of Typesetting Company/Contact Name
- f. Format Option and
- g. Copyright Date
- h. Wording such as: “All rights reserved. As described in Chapter 233.0561(5), Florida Statutes, no use may be made of these diskettes other than the creating of a Braille, Large Print, or Recorded version of the materials contained on this diskette for students with visual impairments in the State of Florida.”

6. REQUIRED CONTENTS:

- a. Title Page
- b. List of Consultants and Reviewers (if appropriate)
- c. Table of Contents
- d. All Textbook Chapters
- e. All Appendices
- f. All Glossaries
- g. Indices

7. FILE STRUCTURE:

Each chapter of a textbook will be formatted as a separate file.

8. FILE LIST:

A separate file listing the structure of the primary files must be provided. This file should be labeled DISKLIST TEXT. In addition, all special instructions (e.g., merging of materials kept in a separate file) should be noted in this file.

9. LOCATION OF SPECIAL DATA Marginal notes, footnotes, captions, and other special items must be placed consistently within each text file.
10. CORRECTIONS AND CHANGES A conscientious effort should be made to update files to exactly duplicate the adopted printed version of the textbook (including corrections and changes). If this cannot be accomplished in a timely and cost effective manner, the publisher will coordinate with the FIMC Supervisor and provide to the Supervisor one set of marked tearsheets of all corrections and changes not included in the files.