



Florida PK-20 Education Information Portal (EDStats)

<https://edstats.fldoe.org/SASPortal/public>



www.FLDOE.org

1. Click PK - 12

Welcome to Florida's PK-20 Education Information Portal

Florida's PK-20 Education Information Portal connects people with reports and statistical information about PK-12, college, career and adult education and employment outcomes for Florida students, staff and schools. The links for each area below provides access to standard and interactive reports that provide overall and demographic information in a variety of formats including graphs, tables, maps and custom reports based on your interests in education-related data. The goal of this Portal is to increase the advancement of Florida students and schools by providing access to information that will facilitate important decisions about education in Florida.

An alternate version of the Florida PK-20 Education Information Portal is also available that presents the same information in plain text and tables designed to be readily accessible and usable by individuals with screen readers.



System Requirements:

- 1) How to add this site to your favorites "[Bookmark this site](#)".
- 2) This website is best viewed using Internet Explorer. You may need to add this website to your "[trusted sites](#)" to successfully download files.
- 3) The browser's Back button is not supported. Please use the navigation links provided within the interactive reports.
- 4) Your session will time out after five minutes of inactivity.

The following interactive environment is configured for one-thousand concurrent users. If you experience a delay, please try again at a later time.



2. Select Content Area

System Requirements:

- 1) This website is best viewed using Internet Explorer. You may need to add this website to your "[trusted sites](#)" to successfully download files.
- 2) The browser's Back button is not supported. Please use the navigation links provided within the interactive reports.
- 3) Your session will time out after five minutes of inactivity.

Interactive Reports:

Accountability Reports

- ▶ [District and School Report Cards](#)

Assessments

Florida Standards Assessments (FSA)

- ▶ [English Language Arts](#)
- ▶ [Mathematics](#)
- ▶ [All Grades 3–8 Mathematics \(FSA Mathematics and FSA EOCs\)](#)
- ▶ End-of-Course
 - ▶ [Algebra 1](#)
 - ▶ [Geometry](#)
 - ▶ [Algebra 2](#)


Next Generation Sunshine State Standards (NGSSS)

- ▶ [Science](#)
- ▶ End-of-Course
 - ▶ [Biology 1](#)
 - ▶ [Civics](#)
 - ▶ [U.S. History](#)

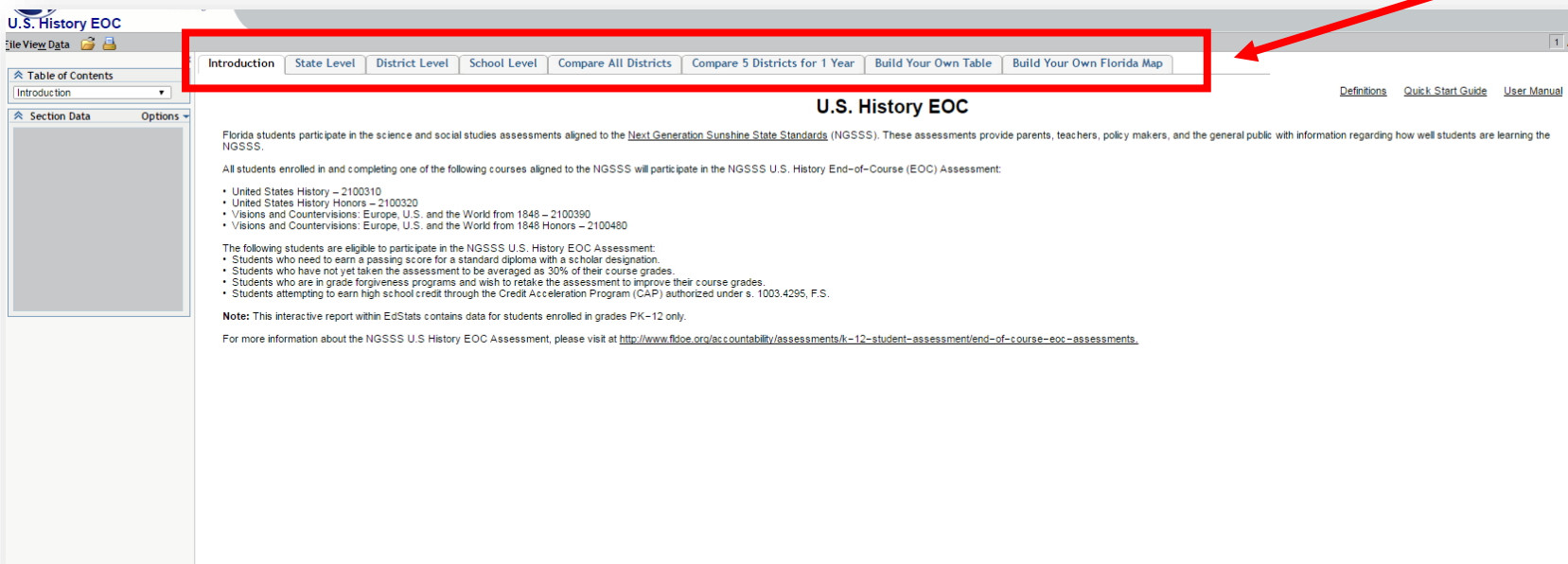
Students

- ▶ [Enrollment](#)
- ▶ [Fine Arts](#)
- ▶ [High School Graduation Rates](#)

Standard and Archived Reports



3. Select Desired Data



U.S. History EOC

File View Data

Introduction State Level District Level School Level Compare All Districts Compare 5 Districts for 1 Year Build Your Own Table Build Your Own Florida Map

Definitions Quick Start Guide User Manual

U.S. History EOC

Florida students participate in the science and social studies assessments aligned to the [Next Generation Sunshine State Standards](#) (NGSSS). These assessments provide parents, teachers, policy makers, and the general public with information regarding how well students are learning the NGSSS.

All students enrolled in and completing one of the following courses aligned to the NGSSS will participate in the NGSSS U.S. History End-of-Course (EOC) Assessment:

- United States History – 2100310
- United States History Honors – 2100320
- Visions and Countervisions: Europe, U.S. and the World from 1848 – 2100390
- Visions and Countervisions: Europe, U.S. and the World from 1848 Honors – 2100480



The following students are eligible to participate in the NGSSS U.S. History EOC Assessment:

- Students who need to earn a passing score for a standard diploma with a scholar designation.
- Students who have not yet taken the assessment to be averaged as 30% of their course grades.
- Students who are in grade forgiveness programs and wish to retake the assessment to improve their course grades.
- Students attempting to earn high school credit through the Credit Acceleration Program (CAP) authorized under s. 1003.4295, F.S.

Note: This interactive report within EdStats contains data for students enrolled in grades PK–12 only.

For more information about the NGSSS U.S. History EOC Assessment, please visit at <http://www.fldoe.org/accountability/assessments/k-12-student-assessment/end-of-course-ec-assessments>.

Example: State Level Data

File View Data  

Introduction **State Level** District Level School Level Compare All Districts Compare 5 Districts for 1 Year Build Your Own Table Build Your Own Florida Map

U.S. History EOC [Definitions](#) [Quick Start Guide](#) [User Man](#)

Section Data Options

EOC U.S. History

- Year
- Race
- Grade Level Race
- Grade Groups
- Disability Status
- Economic Status
- ELL Status
- # of Students
- # of Students (Level 3 and Above)

Applied filters: None

Year	2012-13				2013-14				2014-15				2015-16			
	# of Students	% of Students (Level 3 and Above)	% of Students (Level 4 and Above)	Mean Scale Score	# of Students	% of Students (Level 3 and Above)	% of Students (Level 4 and Above)	Mean Scale Score	# of Students	% of Students (Level 3 and Above)	% of Students (Level 4 and Above)	Mean Scale Score	# of Students	% of Students (Level 3 and Above)	% of Students (Level 4 and Above)	Mean Scale Score
Grade Level																
05-Fifth																
06-Sixth																
07-Seventh																
08-Eighth	31	19.4%	9.7%	377	18	82.5%	43.9%	405	82	58.5%	32.3%	397	73	58.9%	23.3%	402
09-Ninth	1,266	55.1%	33.0%	365	1,518	54.7%	38.2%	399	1,632	63.2%	40.9%	406	1,941	65.5%	42.9%	408
10-Tenth	13,762	58.9%	31.1%	401	14,551	61.6%	34.7%	403	15,033	62.2%	34.9%	404	15,571	62.3%	35.3%	404
11-Eleventh	114,778	56.8%	27.5%	399	139,308	65.9%	38.1%	408	143,995	66.5%	39.1%	407	149,192	66.6%	36.5%	407
12-Twelfth	5,785	48.0%	23.7%	393	8,138	69.0%	45.4%	409	8,498	60.1%	38.4%	402	8,955	58.8%	32.2%	400
Total	135,824	56.4%	27.8%	399	163,532	65.9%	38.2%	406	169,221	65.7%	38.6%	407	175,733	65.7%	38.8%	406

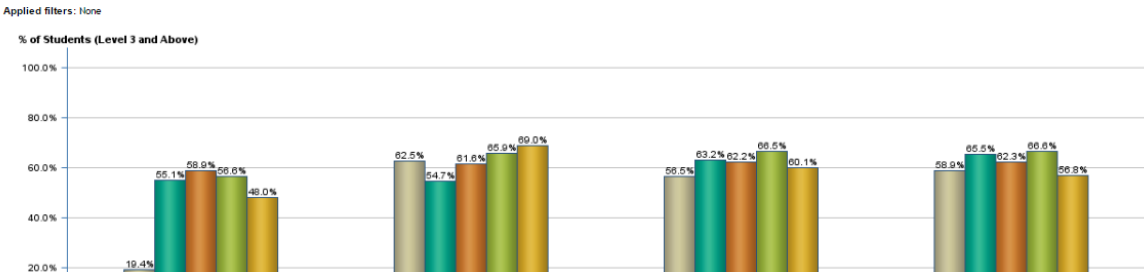
Note: To protect the privacy of individual students, data are not reported when the total number of students in a group is fewer than 10. Double asterisks (**) will appear when data are suppressed. When there are no students reported in a category, a dot (.) will appear in the table cell.

User Tips:

- 1) To expand data in the table, click the plus symbol.
- 2) To drill down to the next level of data in the table, click on the down arrow. All graphs on the page will synchronize to selected values.
- 3) To export data: > right click on the graph/table > select export graph/table data > select the file type > click ok.


Student Performance by Subgroup

Applied filters: None



Year	2012-13	2013-14	2014-15	2015-16
05-Fifth	19.4%	82.5%	58.5%	58.9%
06-Sixth	9.7%	43.9%	32.3%	23.3%
07-Seventh	33.0%	38.2%	40.9%	42.9%
08-Eighth	55.1%	54.7%	63.2%	65.5%
09-Ninth	31.1%	34.7%	34.9%	35.3%
10-Tenth	58.9%	61.6%	62.2%	62.3%
11-Eleventh	27.5%	38.1%	39.1%	36.5%
12-Twelfth	48.0%	69.0%	60.1%	58.8%

Additional Information



The screenshot shows the U.S. History EOC assessment interface. At the top, there are navigation tabs: Introduction, State Level, District Level, School Level, Compare All Districts, Compare 5 Districts for 1 Year, Build Your Own Table, and Build Your Own Florida Map. Below these tabs, the title "U.S. History EOC" is centered. To the right of the title, there are three links: "Definitions", "Quick Start Guide", and "User Manual", which are highlighted with a red rectangular box. A red arrow points from the "Additional Information" text above to this box. The main content area contains text about the assessment, including a list of eligible courses and a note about the EdStats report.

U.S. History EOC

Definitions Quick Start Guide User Manual

Florida students participate in the science and social studies assessments aligned to the [Next Generation Sunshine State Standards](#) (NGSSS). These assessments provide parents, teachers, policy makers, and the general public with information regarding how well students are learning the NGSSS.

All students enrolled in and completing one of the following courses aligned to the NGSSS will participate in the NGSSS U.S. History End-of-Course (EOC) Assessment:

- United States History – 2100310
- United States History Honors – 2100320
- Visions and Countervisions: Europe, U.S. and the World from 1848 – 2100390
- Visions and Countervisions: Europe, U.S. and the World from 1848 Honors – 2100480

The following students are eligible to participate in the NGSSS U.S. History EOC Assessment:

- Students who need to earn a passing score for a standard diploma with a scholar designation.
- Students who have not yet taken the assessment to be averaged as 30% of their course grades.
- Students who are in grade forgiveness programs and wish to retake the assessment to improve their course grades.
- Students attempting to earn high school credit through the Credit Acceleration Program (CAP) authorized under s. 1003.4295, F.S.

Note: This interactive report within EdStats contains data for students enrolled in grades PK–12 only.

For more information about the NGSSS U.S. History EOC Assessment, please visit at <http://www.fldoe.org/ac/counatibility/assessments/k-12-student-assessment/end-of-course-ec-assessments>.

Contact Information:
Michael DiPierro
Social Studies Education Specialist
Bureau of Standards and Instruction

www.FLDOE.org



www.FLDOE.org



www.FLDOE.org