

# Program Facts: 2003-2004

## FLORIDA

### ENROLLMENT

Adult Basic Education	145,141	39%
Adult Secondary Education	99,953	27%
English Literacy	125,891	34%
Total	370,985	100%


### PARTICIPANT STATUS

Employed	126,109
Unemployed	247,970
Correctional Setting	23,946
On Public Assistance	41,008
Other Institutionalized	20,404

### GENDER

Male	173,665
Female	197,320

### TEACHERS



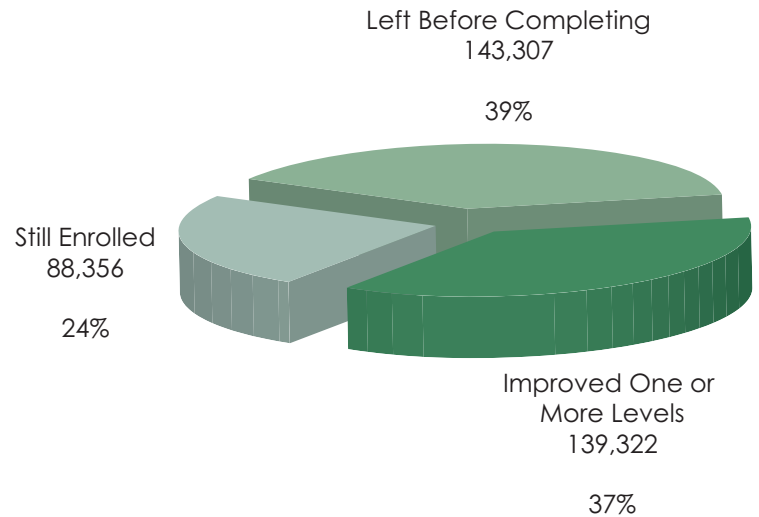
### ENROLLMENT BY AGE

Age	Program Type				Percent
	ABE	ASE	ESL	Total	
16-18	27,427	69,454	3,339	100,220	27%
19-24	43,380	20,023	18,619	82,002	22%
25-44	56,965	8,702	71,601	137,268	37%
45-59	14,737	1,555	25,528	41,820	11%
60+	2,632	219	6,804	9,655	3%
Total	145,141	99,953	125,891	370,985	100%

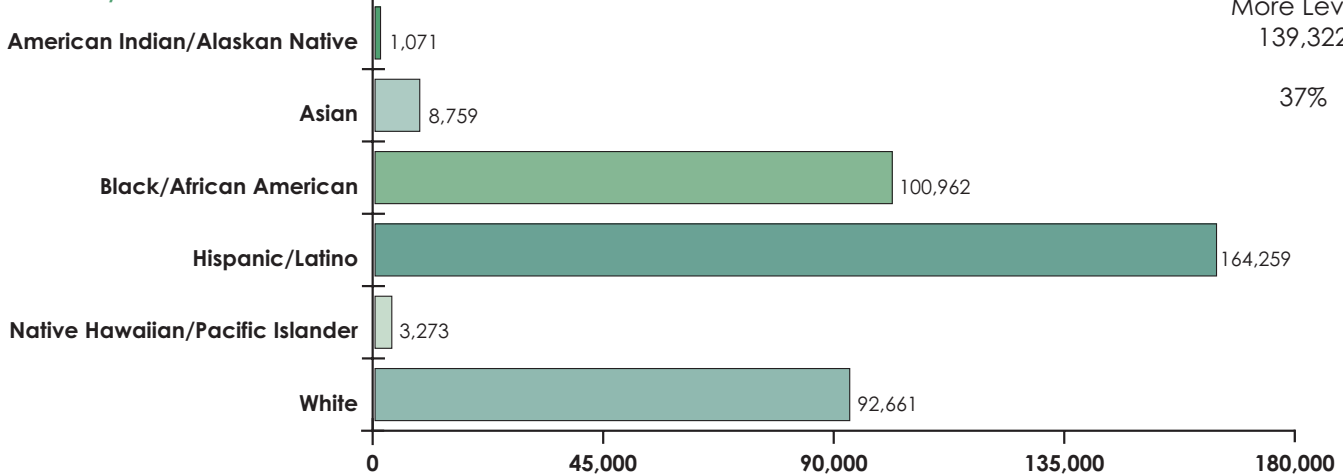
### FEDERAL ALLOCATION FY 2003

Basic Grant	\$27,647,951
EL/Civics	\$6,465,442

### PROGRAM PARTICIPATION AND RETENTION



### RACE/ETHNICITY



# Program Facts: 2003-2004

## State Performance Measures

	Actual Performance 2003-04	Adults Completing At Least One Level Or Achieving Outcome
<b>Performance Measure I – Demonstrated Improvement in Literacy Skills</b>		
<b>Sub Measures</b>		
<b>1. Adult Basic and Secondary Education</b> The percentage of adults enrolled in basic literacy programs who acquired the basic skills needed to complete the level of instruction in which they were initially enrolled.	35%	95,370
<b>2. English Literacy</b> The percentage of adults enrolled in English Literacy programs who acquired the level of English language skills needed to complete the level of instruction in which they were initially enrolled.	32%	43,952
<b>Performance Measure II – High School Completion</b>		
The percentage of adult learners with a high school completion goal who earned a high school diploma or GED.	78%	22,052
<b>Performance Measure III – Entered Postsecondary Education or Training</b>		
The percentage of adult learners with a goal to continue their education who enter postsecondary education or training.	32%	6,933
<b>Performance Measure IV – Entered Employment</b>		
The percentage of unemployed adult learners (in the workforce) with an employment goal who were employed at the end of the first quarter after they exited the program.	31%	47,484
<b>Performance Measure V – Retained Employment</b>		
The percentage of adult learners with 1) a job retention goal at the time of employment, or 2) a goal of improved employment who obtained work by the end of the first quarter who were employed at the end of the third quarter after exiting the program.	74%	102,279

Source: *Adult Education Annual Performance Report—Fiscal Year 2003-2004*