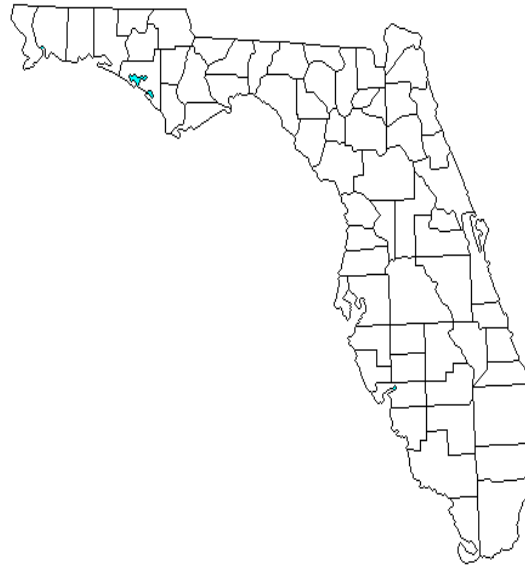


Baker District Schools (02)

Gary Pelham, Transportation Director
 544 Baker Bus Drive
 Macclenny, FL 32063
 Phone: (904) 259-2444
 Fax: (904) 259-9173
 gpelham@baker.k12.fl.us



General Information

Fiscal Year	2006-07
Enrollment Pre-K - 12	4,974
Eligible Students Transported	2,685
Percent Enrollment Transported	53.97%
# of Students Center-to-Center	0
# of Pre-K Students	7
# Teen Parent Students	1
# Hazardous Walking Students	0
# of K-12 Students W/Disabilities	28
# Non-Eligibles Transported	411

District Demographics

Area	585 sq. mi
Population	39 per sq. mi
Road Miles	
Paved	334
Nonpaved	440

School Demographics

Total # of Charter Schools	0
Total # of Choice Schools	0
# of ESE Centers	5
# of Teen Parent Centers	1
# of Pre-K Centers	1
# Charter Schools Served by Bus	0
# of School Centers Served by Bus	6

School Day Characteristics

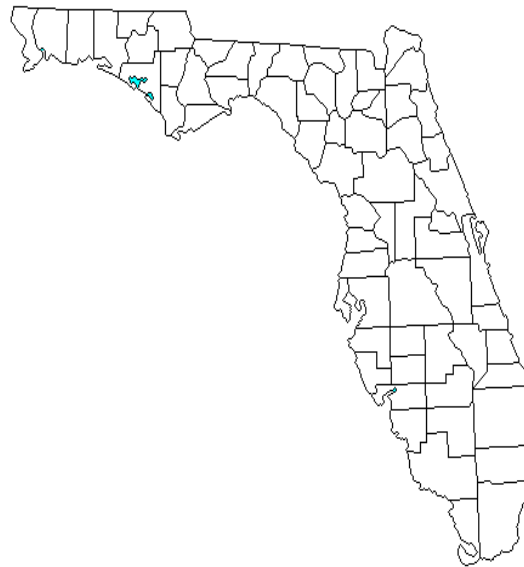
1/2 Day Pre-K or Kindergarten	Yes
# of Schools with Mandatory 7th Period	2
# of Schools with Optional 7th Period	0
# of Schools with Early Release Days	6
# of Early Release Days	5
# of Year-Round Schools	0
Staggered School Times to Accommodate Buses	Yes
Court-Ordered Busing for Racial Balance	NO

Personnel Data

# of Positions with Primarily Supervisory Duties (Operations and Fleet Maintenance)	2
# of Positions with Primarily Clerical Duties (Operations and Fleet Maintenance)	1
# of Bus Drivers	48
# of Substitutes (Permanent and Part-Time)	12
# of Bus Attendants	4
# of Additional Operations Positions (Non-Supervisory)	0
# of Technicians	4
# of Additional Fleet Maintenance Positions	1
Total Transportation Positions	72

Bay District Schools (03)

Ken Phillips, Transportation Director
 1650 June Avenue
 Panama City, FL 32405
 Phone: (850) 872-4850
 Fax: (850) 747-5355
 phillkw@bay.k12.fl.us



General Information

Fiscal Year	2006-07
Enrollment Pre-K - 12	27,005
Eligible Students Transported	11,875
Percent Enrollment Transported	43.97%
# of Students Center-to-Center	0
# of Pre-K Students	90
# Teen Parent Students	10
# Hazardous Walking Students	0
# of K-12 Students W/Disabilities	358
# Non-Eligibles Transported	1,326

District Demographics

Area	763 sq. mi
Population	197 per sq. mi
Road Miles	
Paved	940
Nonpaved	362

School Demographics

Total # of Charter Schools	1
Total # of Choice Schools	4
# of ESE Centers	9
# of Teen Parent Centers	1
# of Pre-K Centers	22
# Charter Schools Served by Bus	1
# of School Centers Served by Bus	38

School Day Characteristics

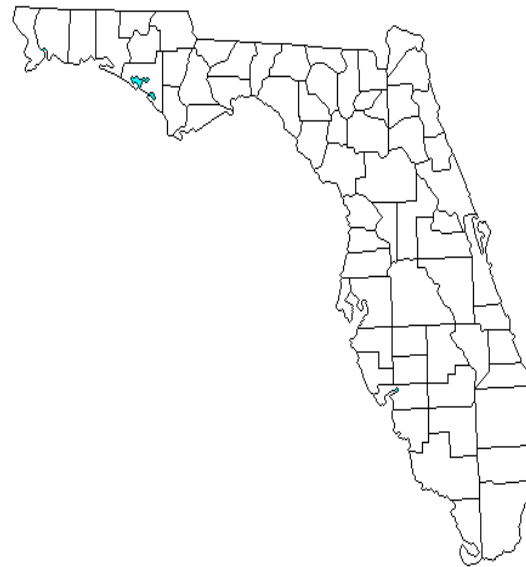
1/2 Day Pre-K or Kindergarten	No
# of Schools with Mandatory 7th Period	0
# of Schools with Optional 7th Period	0
# of Schools with Early Release Days	39
# of Early Release Days	2
# of Year-Round Schools	1
Staggered School Times to Accommodate Buses	Yes
Court-Ordered Busing for Racial Balance	CO

Personnel Data

# of Positions with Primarily Supervisory Duties (Operations and Fleet Maintenance)	6
# of Positions with Primarily Clerical Duties (Operations and Fleet Maintenance)	6
# of Bus Drivers	139
# of Substitutes (Permanent and Part-Time)	41
# of Bus Attendants	17
# of Additional Operations Positions (Non-Supervisory)	1
# of Technicians	11
# of Additional Fleet Maintenance Positions	3
Total Transportation Positions	224

Bradford District Schools (04)

Richard Sapp, Transportation Director
 519 North Orange Street West
 Starke, FL 32091
 Phone: (904) 966-6730
 Fax: (904) 966-6736
 sapp_r@firn.edu



General Information

Fiscal Year	2006-07
Enrollment Pre-K - 12	3,683
Eligible Students Transported	1,789
Percent Enrollment Transported	48.57%
# of Students Center-to-Center	0
# of Pre-K Students	5
# Teen Parent Students	5
# Hazardous Walking Students	0
# of K-12 Students W/Disabilities	87
# Non-Eligibles Transported	518

District Demographics

Area	293 sq. mi
Population	89 per sq. mi
Road Miles	
Paved	218
Nonpaved	282

School Demographics

Total # of Charter Schools	0
Total # of Choice Schools	1
# of ESE Centers	9
# of Teen Parent Centers	1
# of Pre-K Centers	6
# Charter Schools Served by Bus	0
# of School Centers Served by Bus	10

School Day Characteristics

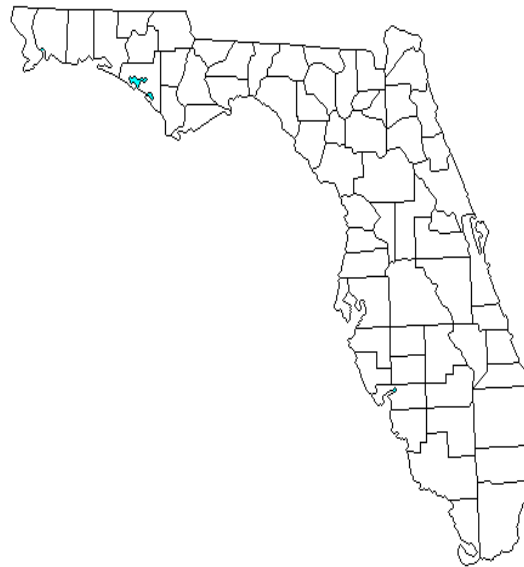
1/2 Day Pre-K or Kindergarten	No
# of Schools with Mandatory 7th Period	0
# of Schools with Optional 7th Period	2
# of Schools with Early Release Days	10
# of Early Release Days	14
# of Year-Round Schools	0
Staggered School Times to Accommodate Buses	NO
Court-Ordered Busing for Racial Balance	NO

Personnel Data

# of Positions with Primarily Supervisory Duties (Operations and Fleet Maintenance)	2
# of Positions with Primarily Clerical Duties (Operations and Fleet Maintenance)	2
# of Bus Drivers	35
# of Substitutes (Permanent and Part-Time)	4
# of Bus Attendants	7
# of Additional Operations Positions (Non-Supervisory)	1
# of Technicians	3
# of Additional Fleet Maintenance Positions	0
Total Transportation Positions	54

Calhoun District Schools (07)

David Pitts, Director of Transportation
 16651 Southeast River Street
 Blountstown, FL 32424
 Phone: (850) 674-8734 Ext 230
 Fax: (850) 674-5814
 harrell_s@firm.edu



General Information

Fiscal Year	2006-07
Enrollment Pre-K - 12	2,227
Eligible Students Transported	1,125
Percent Enrollment Transported	50.52%
# of Students Center-to-Center	0
# of Pre-K Students	36
# Teen Parent Students	0
# Hazardous Walking Students	0
# of K-12 Students W/Disabilities	70
# Non-Eligibles Transported	152

District Demographics

Area	567 sq. mi
Population	23 per sq. mi
Road Miles	
Paved	178
Nonpaved	334

School Demographics

Total # of Charter Schools	0
Total # of Choice Schools	1
# of ESE Centers	5
# of Teen Parent Centers	1
# of Pre-K Centers	3
# Charter Schools Served by Bus	0
# of School Centers Served by Bus	5

School Day Characteristics

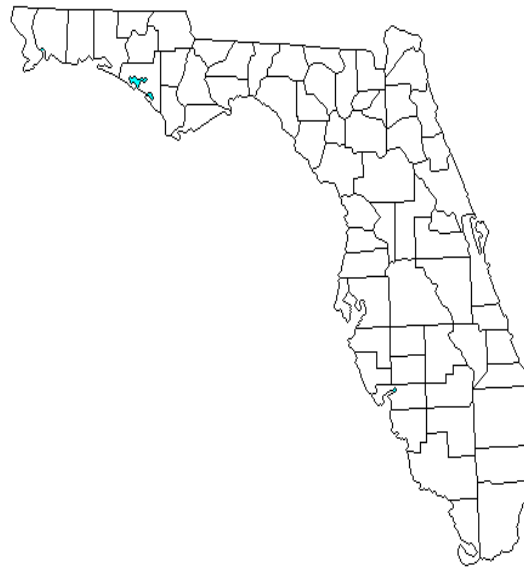
1/2 Day Pre-K or Kindergarten	No
# of Schools with Mandatory 7th Period	2
# of Schools with Optional 7th Period	1
# of Schools with Early Release Days	5
# of Early Release Days	4
# of Year-Round Schools	0
Staggered School Times to Accommodate Buses	NO
Court-Ordered Busing for Racial Balance	NO

Personnel Data

# of Positions with Primarily Supervisory Duties (Operations and Fleet Maintenance)	0
# of Positions with Primarily Clerical Duties (Operations and Fleet Maintenance)	1
# of Bus Drivers	23
# of Substitutes (Permanent and Part-Time)	5
# of Bus Attendants	2
# of Additional Operations Positions (Non-Supervisory)	0
# of Technicians	3
# of Additional Fleet Maintenance Positions	0
Total Transportation Positions	34

Citrus District Schools (09)

Marilyn Farmer, Transportation Director
 2950 South Panther Pride Drive
 Lecanto, FL 34461
 Phone: (352) 726-1931 ext 2489
 Fax: (352) 726-0568
 farmerm@citrus.k12.fl.us



General Information

Fiscal Year	2006-07
Enrollment Pre-K - 12	16,077
Eligible Students Transported	9,507
Percent Enrollment Transported	59.13%
# of Students Center-to-Center	0
# of Pre-K Students	41
# Teen Parent Students	4
# Hazardous Walking Students	0
# of K-12 Students W/Disabilities	213
# Non-Eligibles Transported	994

District Demographics

Area	584 sq. mi
Population	206 per sq. mi
Road Miles	
Paved	2,096
Nonpaved	292

School Demographics

Total # of Charter Schools	1
Total # of Choice Schools	0
# of ESE Centers	1
# of Teen Parent Centers	1
# of Pre-K Centers	0
# Charter Schools Served by Bus	1
# of School Centers Served by Bus	20

School Day Characteristics

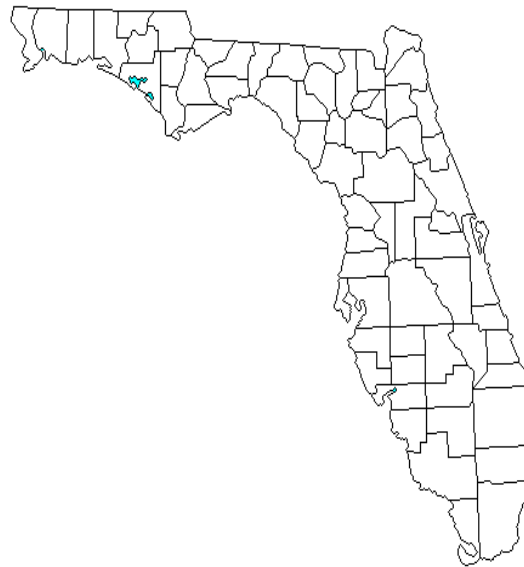
1/2 Day Pre-K or Kindergarten	No
# of Schools with Mandatory 7th Period	4
# of Schools with Optional 7th Period	4
# of Schools with Early Release Days	21
# of Early Release Days	8
# of Year-Round Schools	0
Staggered School Times to Accommodate Buses	NO
Court-Ordered Busing for Racial Balance	NO

Personnel Data

# of Positions with Primarily Supervisory Duties (Operations and Fleet Maintenance)	7
# of Positions with Primarily Clerical Duties (Operations and Fleet Maintenance)	12
# of Bus Drivers	178
# of Substitutes (Permanent and Part-Time)	20
# of Bus Attendants	0
# of Additional Operations Positions (Non-Supervisory)	1
# of Technicians	12
# of Additional Fleet Maintenance Positions	3
Total Transportation Positions	233

Clay District Schools (10)

Robert Veres, Transportation Director
 900 Walnut Street
 Green Cove Springs, FL 32043
 Phone: (904) 284-6594
 Fax: (904) 284-6544
 bveres@mail.clay.k12.fl.us



General Information

Fiscal Year	2006-07
Enrollment Pre-K - 12	35,711
Eligible Students Transported	14,883
Percent Enrollment Transported	41.67%
# of Students Center-to-Center	0
# of Pre-K Students	212
# Teen Parent Students	20
# Hazardous Walking Students	628
# of K-12 Students W/Disabilities	746
# Non-Eligibles Transported	1,788

District Demographics

Area	601 sq. mi
Population	238 per sq. mi
Road Miles	
Paved	680
Nonpaved	296

School Demographics

Total # of Charter Schools	0
Total # of Choice Schools	4
# of ESE Centers	31
# of Teen Parent Centers	1
# of Pre-K Centers	11
# Charter Schools Served by Bus	0
# of School Centers Served by Bus	36

School Day Characteristics

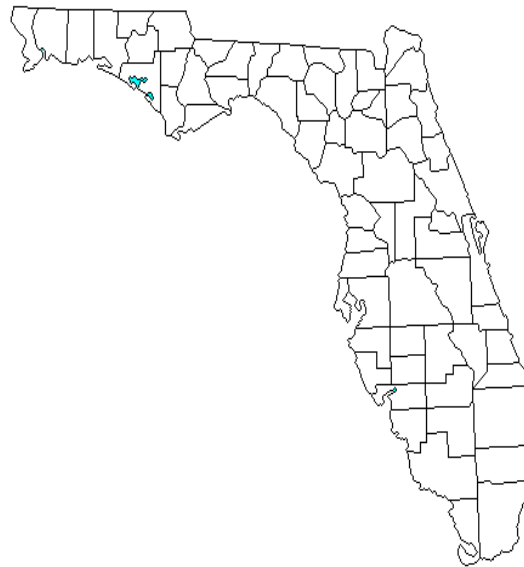
1/2 Day Pre-K or Kindergarten	Yes
# of Schools with Mandatory 7th Period	0
# of Schools with Optional 7th Period	6
# of Schools with Early Release Days	36
# of Early Release Days	3
# of Year-Round Schools	0
Staggered School Times to Accommodate Buses	Yes
Court-Ordered Busing for Racial Balance	NO

Personnel Data

# of Positions with Primarily Supervisory Duties (Operations and Fleet Maintenance)	5
# of Positions with Primarily Clerical Duties (Operations and Fleet Maintenance)	5
# of Bus Drivers	210
# of Substitutes (Permanent and Part-Time)	20
# of Bus Attendants	64
# of Additional Operations Positions (Non-Supervisory)	6
# of Technicians	10
# of Additional Fleet Maintenance Positions	7
Total Transportation Positions	327

Columbia District Schools (12)

Carol Alford, Transportation Director
 218 Northwest CR 25A
 Lake City, FL 32055
 Phone: (386) 755-8006
 Fax: (386) 758-4937
 alford_c@firm.edu



General Information

Fiscal Year	2006-07
Enrollment Pre-K - 12	10,179
Eligible Students Transported	4,871
Percent Enrollment Transported	47.85%
# of Students Center-to-Center	24
# of Pre-K Students	76
# Teen Parent Students	6
# Hazardous Walking Students	0
# of K-12 Students W/Disabilities	154
# Non-Eligibles Transported	100

District Demographics

Area	797 sq. mi
Population	72 per sq. mi
Road Miles	
Paved	564
Nonpaved	531

School Demographics

Total # of Charter Schools	0
Total # of Choice Schools	1
# of ESE Centers	14
# of Teen Parent Centers	1
# of Pre-K Centers	8
# Charter Schools Served by Bus	0
# of School Centers Served by Bus	14

School Day Characteristics

1/2 Day Pre-K or Kindergarten	No
# of Schools with Mandatory 7th Period	0
# of Schools with Optional 7th Period	0
# of Schools with Early Release Days	0
# of Early Release Days	0
# of Year-Round Schools	0
Staggered School Times to Accommodate Buses	Yes
Court-Ordered Busing for Racial Balance	NO

Personnel Data

# of Positions with Primarily Supervisory Duties (Operations and Fleet Maintenance)	4
# of Positions with Primarily Clerical Duties (Operations and Fleet Maintenance)	2
# of Bus Drivers	91
# of Substitutes (Permanent and Part-Time)	12
# of Bus Attendants	28
# of Additional Operations Positions (Non-Supervisory)	0
# of Technicians	9
# of Additional Fleet Maintenance Positions	1
Total Transportation Positions	147

DeSoto District Schools (14)

Georgia Holmes, Assistant Director
 530 LaSolona Avenue
 Arcadia, FL 34266
 Phone: (863) 494-4222 ext 160
 Fax: (863) 494-0842
 georgia.holmes@desoto.k12.fl.us



General Information

Fiscal Year	2006-07
Enrollment Pre-K - 12	4,984
Eligible Students Transported	1,668
Percent Enrollment Transported	33.47%
# of Students Center-to-Center	45
# of Pre-K Students	28
# Teen Parent Students	9
# Hazardous Walking Students	55
# of K-12 Students W/Disabilities	38
# Non-Eligibles Transported	347

District Demographics

Area	637 sq. mi
Population	51 per sq. mi
Road Miles	
Paved	322
Nonpaved	118

School Demographics

Total # of Charter Schools	0
Total # of Choice Schools	3
# of ESE Centers	0
# of Teen Parent Centers	1
# of Pre-K Centers	1
# Charter Schools Served by Bus	0
# of School Centers Served by Bus	7

School Day Characteristics

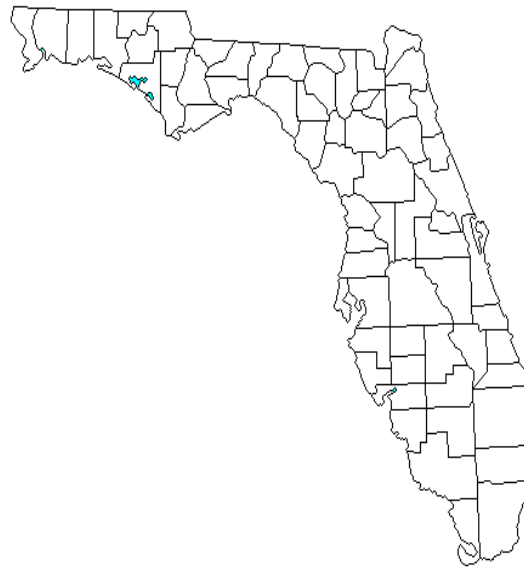
1/2 Day Pre-K or Kindergarten	No
# of Schools with Mandatory 7th Period	1
# of Schools with Optional 7th Period	4
# of Schools with Early Release Days	1
# of Early Release Days	4
# of Year-Round Schools	0
Staggered School Times to Accommodate Buses	Yes
Court-Ordered Busing for Racial Balance	NO

Personnel Data

# of Positions with Primarily Supervisory Duties (Operations and Fleet Maintenance)	2
# of Positions with Primarily Clerical Duties (Operations and Fleet Maintenance)	1
# of Bus Drivers	33
# of Substitutes (Permanent and Part-Time)	0
# of Bus Attendants	6
# of Additional Operations Positions (Non-Supervisory)	1
# of Technicians	4
# of Additional Fleet Maintenance Positions	1
Total Transportation Positions	48

Dixie District Schools (15)

PJ Hope, Transportation Director
 P.O. Box 880
 Cross City, FL 32628-0880
 Phone: (352) 498-6152
 Fax: (352) 498-1273
 pjhope@dixie.k12.fl.us



General Information

Fiscal Year	2006-07
Enrollment Pre-K - 12	2,241
Eligible Students Transported	1,284
Percent Enrollment Transported	57.30%
# of Students Center-to-Center	0
# of Pre-K Students	39
# Teen Parent Students	1
# Hazardous Walking Students	0
# of K-12 Students W/Disabilities	33
# Non-Eligibles Transported	235

District Demographics

Area	704 sq. mi
Population	20 per sq. mi
Road Miles	
Paved	238
Nonpaved	188

School Demographics

Total # of Charter Schools	0
Total # of Choice Schools	2
# of ESE Centers	4
# of Teen Parent Centers	2
# of Pre-K Centers	2
# Charter Schools Served by Bus	0
# of School Centers Served by Bus	4

School Day Characteristics

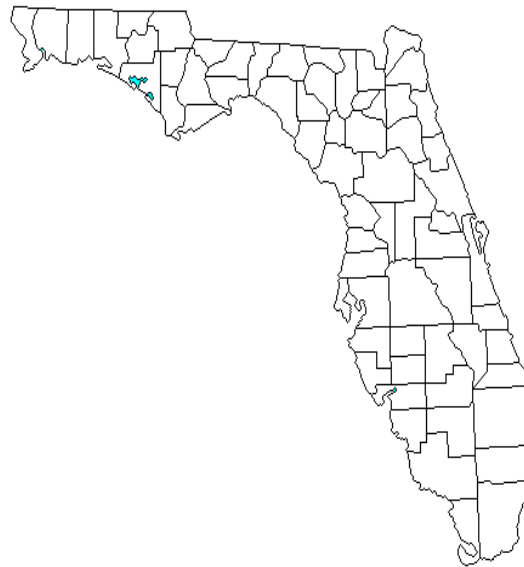
1/2 Day Pre-K or Kindergarten	No
# of Schools with Mandatory 7th Period	0
# of Schools with Optional 7th Period	1
# of Schools with Early Release Days	4
# of Early Release Days	6
# of Year-Round Schools	0
Staggered School Times to Accommodate Buses	Yes
Court-Ordered Busing for Racial Balance	NO

Personnel Data

# of Positions with Primarily Supervisory Duties (Operations and Fleet Maintenance)	1
# of Positions with Primarily Clerical Duties (Operations and Fleet Maintenance)	1
# of Bus Drivers	25
# of Substitutes (Permanent and Part-Time)	3
# of Bus Attendants	2
# of Additional Operations Positions (Non-Supervisory)	0
# of Technicians	1
# of Additional Fleet Maintenance Positions	0
Total Transportation Positions	33

Escambia District Schools (17)

Eric Fritz, Director Of Transportation
 100 East Texar Drive
 Pensacola, FL 32503
 Phone: (850) 469-5488
 Fax: (850) 469-5661
 efritz@escambia.k12.fl.us



General Information

Fiscal Year	2006-07
Enrollment Pre-K - 12	42,708
Eligible Students Transported	23,690
Percent Enrollment Transported	55.47%
# of Students Center-to-Center	135
# of Pre-K Students	73
# Teen Parent Students	32
# Hazardous Walking Students	4,902
# of K-12 Students W/Disabilities	1,122
# Non-Eligibles Transported	1,979

District Demographics

Area	664 sq. mi
Population	447 per sq. mi
Road Miles	
Paved	2,022
Nonpaved	186

School Demographics

Total # of Charter Schools	8
Total # of Choice Schools	18
# of ESE Centers	4
# of Teen Parent Centers	1
# of Pre-K Centers	2
# Charter Schools Served by Bus	7
# of School Centers Served by Bus	57

School Day Characteristics

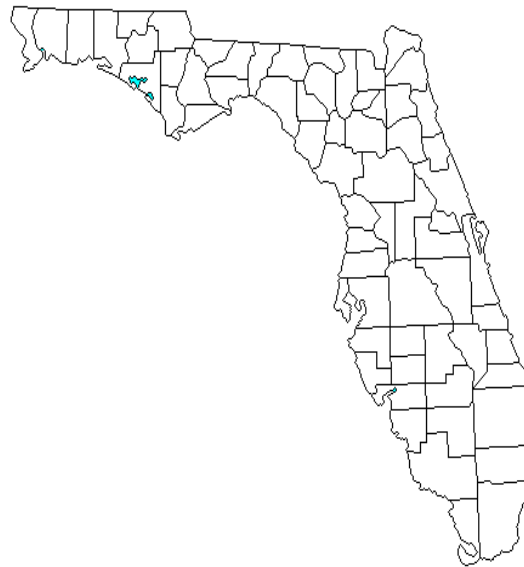
1/2 Day Pre-K or Kindergarten	No
# of Schools with Mandatory 7th Period	6
# of Schools with Optional 7th Period	0
# of Schools with Early Release Days	57
# of Early Release Days	5
# of Year-Round Schools	0
Staggered School Times to Accommodate Buses	Yes
Court-Ordered Busing for Racial Balance	NO

Personnel Data

# of Positions with Primarily Supervisory Duties (Operations and Fleet Maintenance)	10
# of Positions with Primarily Clerical Duties (Operations and Fleet Maintenance)	5
# of Bus Drivers	333
# of Substitutes (Permanent and Part-Time)	70
# of Bus Attendants	95
# of Additional Operations Positions (Non-Supervisory)	2
# of Technicians	17
# of Additional Fleet Maintenance Positions	24
Total Transportation Positions	556

Franklin District Schools (19)

Robert Coursey, Interim Transportation Director
 155 Avenue East
 Apalachicola, FL 32320
 Phone: (850) 653-9810
 Fax: (850) 653-1037
 coursey-r@firm.edu



General Information

Fiscal Year	2006-07
Enrollment Pre-K - 12	1,317
Eligible Students Transported	323
Percent Enrollment Transported	24.53%
# of Students Center-to-Center	0
# of Pre-K Students	8
# Teen Parent Students	0
# Hazardous Walking Students	0
# of K-12 Students W/Disabilities	8
# Non-Eligibles Transported	179

District Demographics

Area	534 sq. mi
Population	21 per sq. mi
Road Miles	
Paved	227
Nonpaved	122

School Demographics

Total # of Charter Schools	1
Total # of Choice Schools	3
# of ESE Centers	3
# of Teen Parent Centers	0
# of Pre-K Centers	3
# Charter Schools Served by Bus	1
# of School Centers Served by Bus	4

School Day Characteristics

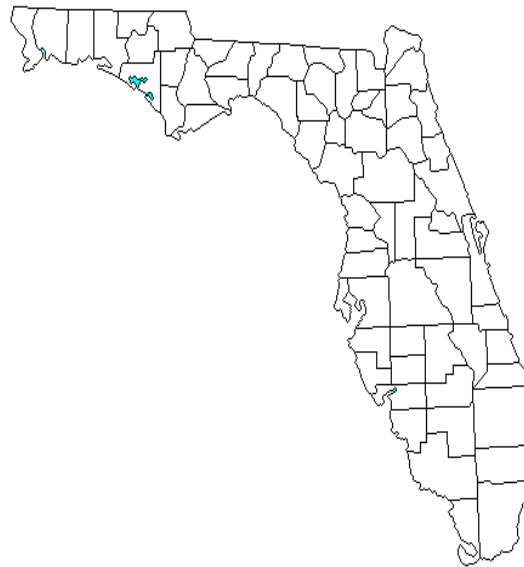
1/2 Day Pre-K or Kindergarten	No
# of Schools with Mandatory 7th Period	0
# of Schools with Optional 7th Period	0
# of Schools with Early Release Days	0
# of Early Release Days	8
# of Year-Round Schools	0
Staggered School Times to Accommodate Buses	NO
Court-Ordered Busing for Racial Balance	NO

Personnel Data

# of Positions with Primarily Supervisory Duties (Operations and Fleet Maintenance)	1
# of Positions with Primarily Clerical Duties (Operations and Fleet Maintenance)	1
# of Bus Drivers	10
# of Substitutes (Permanent and Part-Time)	2
# of Bus Attendants	0
# of Additional Operations Positions (Non-Supervisory)	0
# of Technicians	1
# of Additional Fleet Maintenance Positions	0
Total Transportation Positions	15

Gadsden District Schools (20)

Rocky Pace, Director of Transportation
 35 Martin Luther King Jr. Boulevard
 Quincy, FL 32352-1499
 Phone: (850) 627-6858
 Fax: (850) 875-8895
 pacer@mail.gcps.k12.fl.us



General Information

Fiscal Year	2006-07
Enrollment Pre-K - 12	6,650
Eligible Students Transported	4,249
Percent Enrollment Transported	63.89%
# of Students Center-to-Center	0
# of Pre-K Students	64
# Teen Parent Students	10
# Hazardous Walking Students	0
# of K-12 Students W/Disabilities	172
# Non-Eligibles Transported	857

District Demographics

Area	516 sq. mi
Population	88 per sq. mi
Road Miles	
Paved	465
Nonpaved	341

School Demographics

Total # of Charter Schools	1
Total # of Choice Schools	6
# of ESE Centers	9
# of Teen Parent Centers	2
# of Pre-K Centers	8
# Charter Schools Served by Bus	1
# of School Centers Served by Bus	16

School Day Characteristics

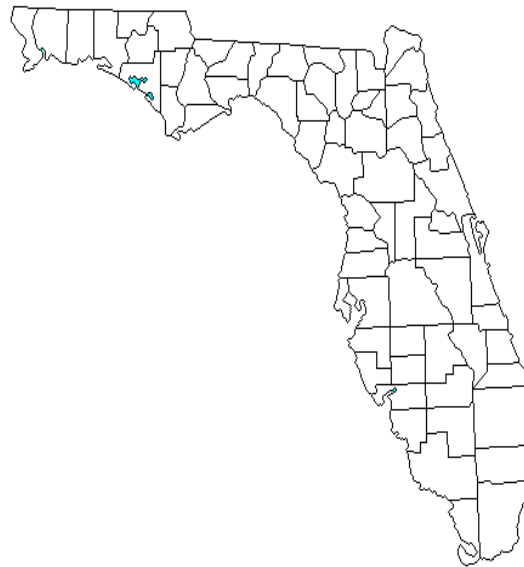
1/2 Day Pre-K or Kindergarten	No
# of Schools with Mandatory 7th Period	2
# of Schools with Optional 7th Period	0
# of Schools with Early Release Days	16
# of Early Release Days	12
# of Year-Round Schools	0
Staggered School Times to Accommodate Buses	Yes
Court-Ordered Busing for Racial Balance	NO

Personnel Data

# of Positions with Primarily Supervisory Duties (Operations and Fleet Maintenance)	2
# of Positions with Primarily Clerical Duties (Operations and Fleet Maintenance)	2
# of Bus Drivers	75
# of Substitutes (Permanent and Part-Time)	13
# of Bus Attendants	16
# of Additional Operations Positions (Non-Supervisory)	1
# of Technicians	6
# of Additional Fleet Maintenance Positions	4
Total Transportation Positions	119

Gilchrist District Schools (21)

David Spencer, Director of Operations
 1699 U.S. 129 South
 Bell, FL 32619
 Phone: (352) 463-3230
 Fax: (352) 463-3423
 spencerd@mygcsd.org



General Information

Fiscal Year	2006-07
Enrollment Pre-K - 12	2,887
Eligible Students Transported	1,469
Percent Enrollment Transported	50.88%
# of Students Center-to-Center	0
# of Pre-K Students	35
# Teen Parent Students	3
# Hazardous Walking Students	0
# of K-12 Students W/Disabilities	22
# Non-Eligibles Transported	119

District Demographics

Area	349 sq. mi
Population	42 per sq. mi
Road Miles	
Paved	148
Nonpaved	364

School Demographics

Total # of Charter Schools	0
Total # of Choice Schools	0
# of ESE Centers	4
# of Teen Parent Centers	2
# of Pre-K Centers	2
# Charter Schools Served by Bus	0
# of School Centers Served by Bus	4

School Day Characteristics

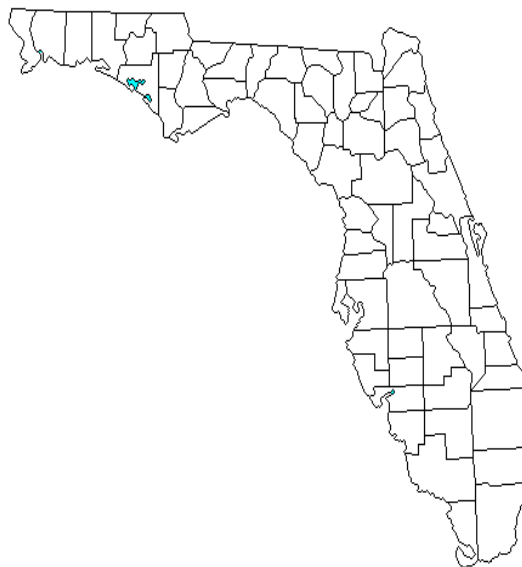
1/2 Day Pre-K or Kindergarten	No
# of Schools with Mandatory 7th Period	0
# of Schools with Optional 7th Period	0
# of Schools with Early Release Days	4
# of Early Release Days	10
# of Year-Round Schools	0
Staggered School Times to Accommodate Buses	NO
Court-Ordered Busing for Racial Balance	NO

Personnel Data

# of Positions with Primarily Supervisory Duties (Operations and Fleet Maintenance)	1
# of Positions with Primarily Clerical Duties (Operations and Fleet Maintenance)	1
# of Bus Drivers	27
# of Substitutes (Permanent and Part-Time)	10
# of Bus Attendants	3
# of Additional Operations Positions (Non-Supervisory)	0
# of Technicians	2
# of Additional Fleet Maintenance Positions	0
Total Transportation Positions	44

Gulf District Schools (23)

Don Rich, Transportation Coordinator
 150 Middle School Road
 Port St. Joe, FL 32456
 Phone: (850) 227-1744
 Fax: (850) 227-1999
 drich@gulf.k12.fl.us



General Information

Fiscal Year	2006-07
Enrollment Pre-K - 12	2,193
Eligible Students Transported	1,023
Percent Enrollment Transported	46.65%
# of Students Center-to-Center	0
# of Pre-K Students	0
# Teen Parent Students	0
# Hazardous Walking Students	0
# of K-12 Students W/Disabilities	36
# Non-Eligibles Transported	93

District Demographics

Area	565 sq. mi
Population	26 per sq. mi
Road Miles	
Paved	198
Nonpaved	97

School Demographics

Total # of Charter Schools	0
Total # of Choice Schools	0
# of ESE Centers	0
# of Teen Parent Centers	0
# of Pre-K Centers	2
# Charter Schools Served by Bus	0
# of School Centers Served by Bus	6

School Day Characteristics

1/2 Day Pre-K or Kindergarten	No
# of Schools with Mandatory 7th Period	2
# of Schools with Optional 7th Period	0
# of Schools with Early Release Days	6
# of Early Release Days	8
# of Year-Round Schools	0
Staggered School Times to Accommodate Buses	NO
Court-Ordered Busing for Racial Balance	NO

Personnel Data

# of Positions with Primarily Supervisory Duties (Operations and Fleet Maintenance)	1
# of Positions with Primarily Clerical Duties (Operations and Fleet Maintenance)	1
# of Bus Drivers	22
# of Substitutes (Permanent and Part-Time)	8
# of Bus Attendants	3
# of Additional Operations Positions (Non-Supervisory)	0
# of Technicians	4
# of Additional Fleet Maintenance Positions	0
Total Transportation Positions	39

