

# VPK Update



Shan Goff, Executive Director  
Office of Early Learning  
May 12, 2010

# VPK Update

---

- 2010 Legislation
  - HB 7069 - Substitute Pool for Child Care Providers
  - HB 1505 – McKay Scholarship/VPK Program Option
  - SB 2014 – VPK Good Cause Exemption
  - 2010 VPK Appropriations
- 2008-09 VPK Provider Kindergarten Readiness Rates
  - VPK Completers, Non-Completers and Non-Participants
- 2011-12 through 2013-14 Kindergarten Screening
- VPK Assessment

# 2010 Legislation

---

- HB 7069 – Section 27
  - Requires districts to provide coalitions with list of substitutes
  - Authorizes use of these substitutes in child care programs
  - *DOE to establish workgroup with district and coalition staff to implement*
- HB 1505 – Section 2-7
  - Creates a new VPK program option for children with disabilities beginning in 2012-13
  - *DOE to establish a workgroup to implement*

# Consequences for Low Performing VPK Providers

Year	2005-06	2006-07	2007-08	2008-09
Total Number of Low Performing Providers	556	689	733	788

## 2008-09 Low Performing Providers and Consequences

- Year 1: 585 providers must implement an improvement plan that is approved by the coalition or school district, as applicable.
- Year 2: 135 providers must continue to implement their approved improvement plan and use a DOE approved curriculum ( go to: <http://www.fldoe.org/earlylearning/curric.asp#currapprovalprocesslpp>)
- Year 3: 44 providers must continue to implement their improvement plan with corrective actions and the DOE approved curriculum.
- Year 4: 24 providers are no longer eligible to offer the VPK program.

# 2010 Legislation

---

- SB 2014 – VPK Good Cause Exemption
- Providers must:
  - have served twice the statewide average of children with disabilities ( $4\% \times 2 = 8\%$ ) or English language learners ( $14\% \times 2 = 26\%$ )
  - be able to demonstrate learning gains for children served
  - not have any Class I or two or more Class II licensing violations within the past two program years

# VPK FTE Funding - Historical

$$\text{VPK FTE} = \text{BSA} \times \text{Pay-Out Rate} \times \text{Admin.} \times \text{DCD}$$

Year	Total Appropriation	BSA	Pay-Out Rate	Admin.
2005-06	\$387,137,762	\$2,500	N/A	5.00%
2006-07	\$388,100,000	\$2,560	N/A	5.00%
2007-08	\$372,529,462	\$2,677	94.61%	5.00%
2007-08*	\$343,349,575	\$2,677	87.30%	5.00%
2008-09	\$354,349,575	\$2,628	88.00%	5.00%
2008-09*	\$353,488,827	\$2,575 - SY \$2,190 - S**	88.72%	4.85%

\*Reductions to BSA; SY = School-Year BSA; S = Summer BSA

\*\*Commensurate increase in teacher: child ratio (1:10 to 1:12)

# VPK FTE Funding

$$\text{VPK FTE} = \text{BSA} \times \text{FTE} \times \text{Admin.} \times \text{DCD}$$

Year	Total Appropriation	BSA	FTE/ % Total Population	Admin.
2009-10	\$366,789,114	\$2,575 – SY \$2,190 - S	136,957.2 FTE  162,452 Children; 67.50% 147,991; 63% (April 2010)	4.85%
2010-11	\$25,030,829* \$404,372,806	\$2,562 – SY \$2,179 - S	151,956.72 FTE  169,029 Children; 72.57%	4.5%

# 2009-10 Florida Kindergarten Readiness Screener (FLKRS)

---

- Subset of the Early Childhood Observation System (ECHOS)
- First Two Measures of the Florida Assessments for Instruction in Reading – K (FAIR-K)
  - Broad Screen
  - Broad Diagnostic Inventory



# Readiness Rate & Data Match

- AWI/Coalition Data
  - VPK Providers
    - Program Type
    - Provider Type
    - Faith-Based Status
  - VPK Children
  
- DOE Files
  - Kindergarten Demographics
  - Kindergarten Screening Results

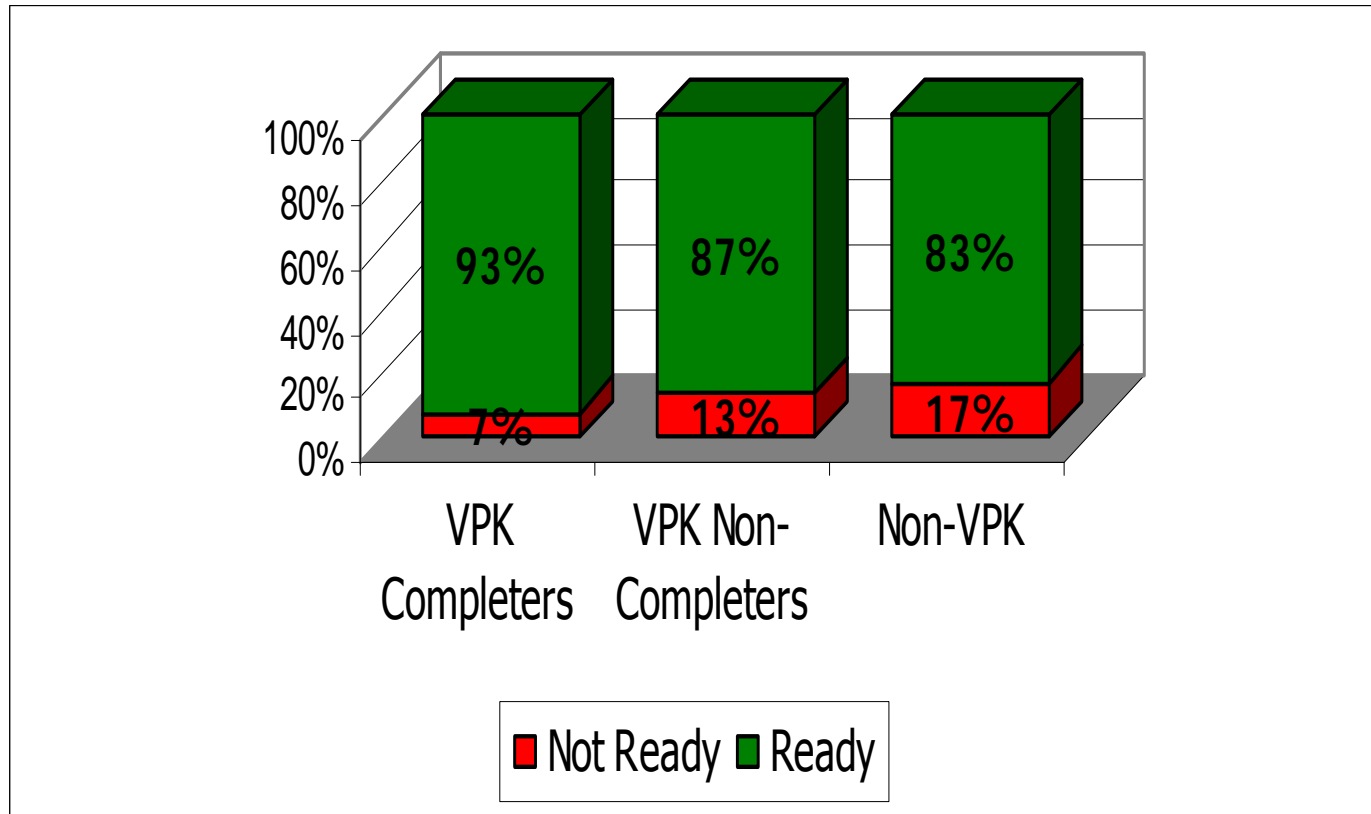


# 2008-09 VPK Provider Kindergarten Readiness Rates

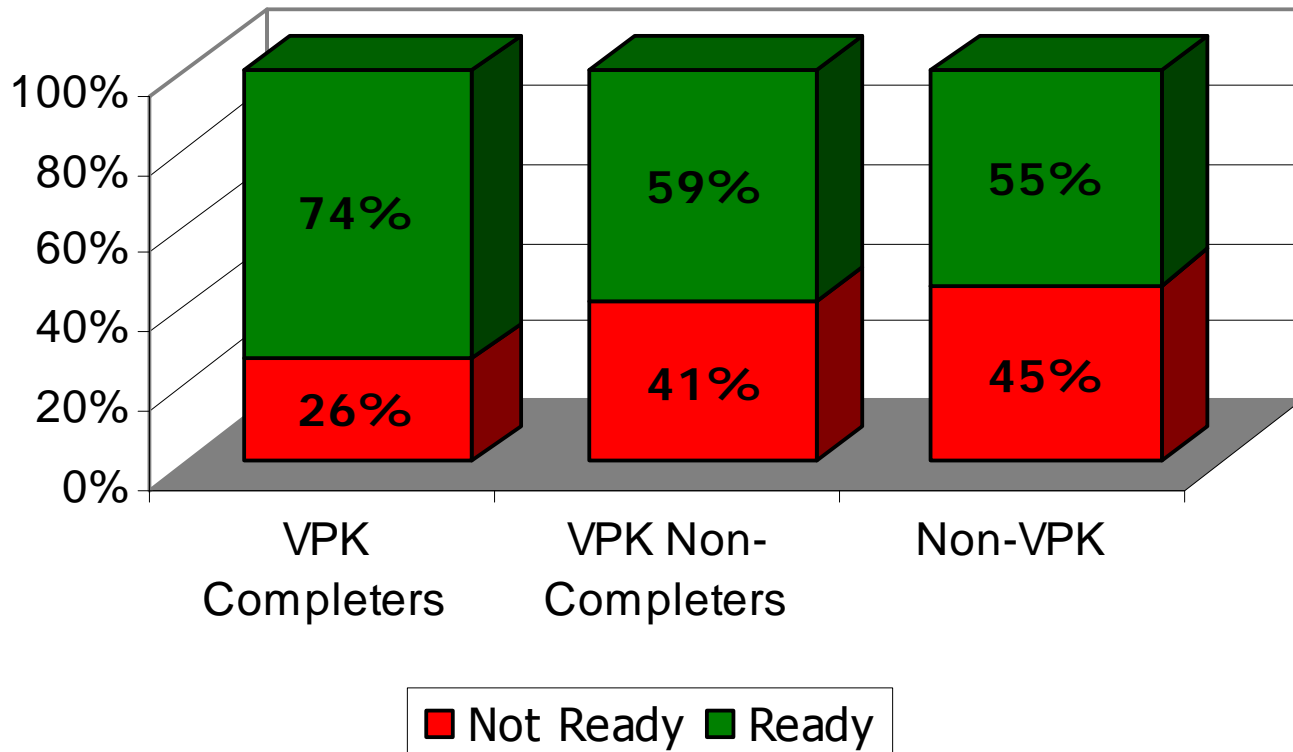
---

- *Children who participated in the VPK program performed better on the kindergarten screening than children who did not participate.*
- *Florida's 2008-09 Final VPK Provider Kindergarten Readiness Rate reflects the performance of 90% of all VPK programs.*
- *Based on the Final Rates, 85% of Florida's VPK providers earned a readiness rate of 138 or higher out of a possible 200 points.*

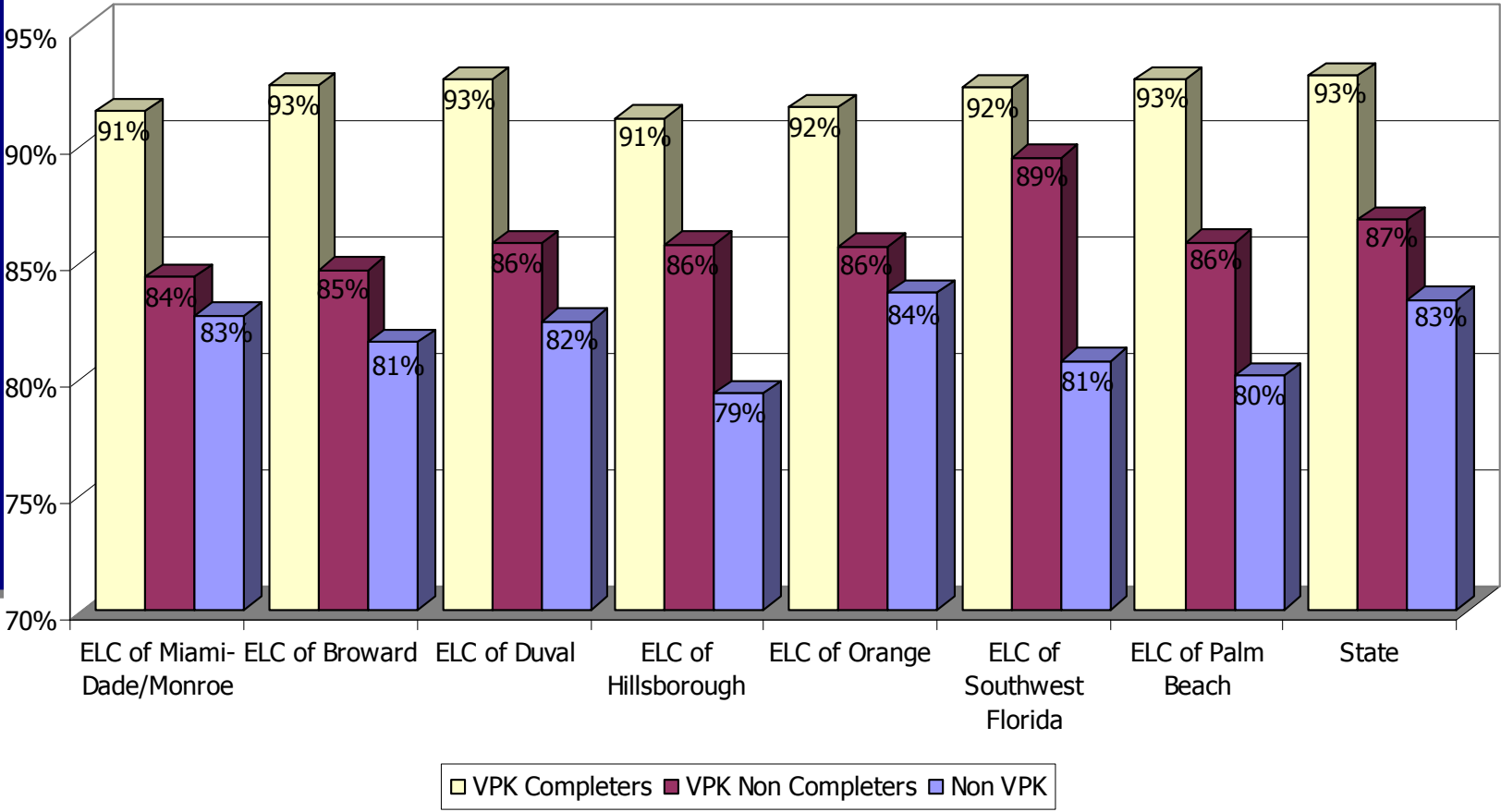
# 2009 ECHOS Results: 2008-09 VPK and NonVPK Participants



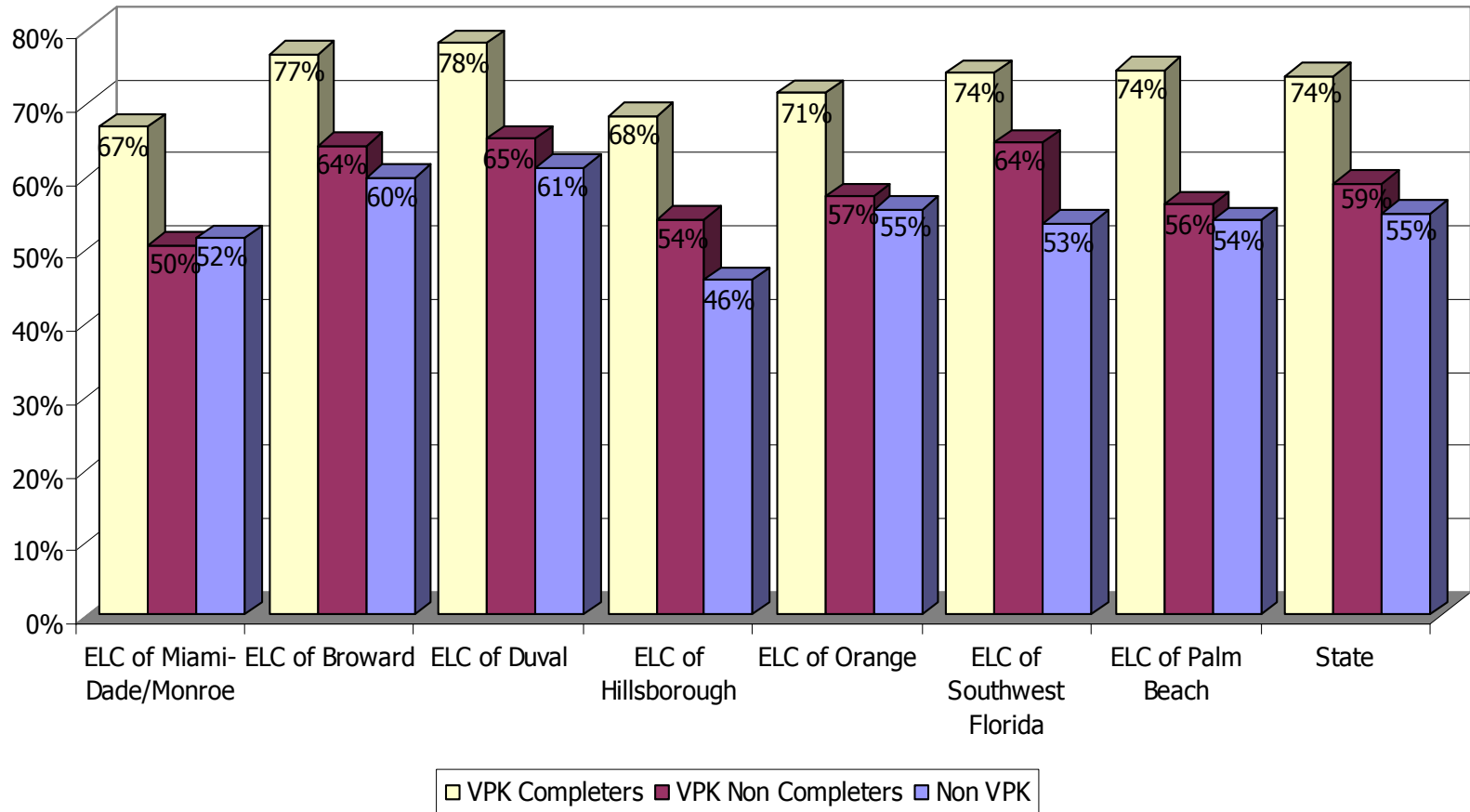
# 2009 FAIR Results: 2008-09 VPK and NonVPK Participants



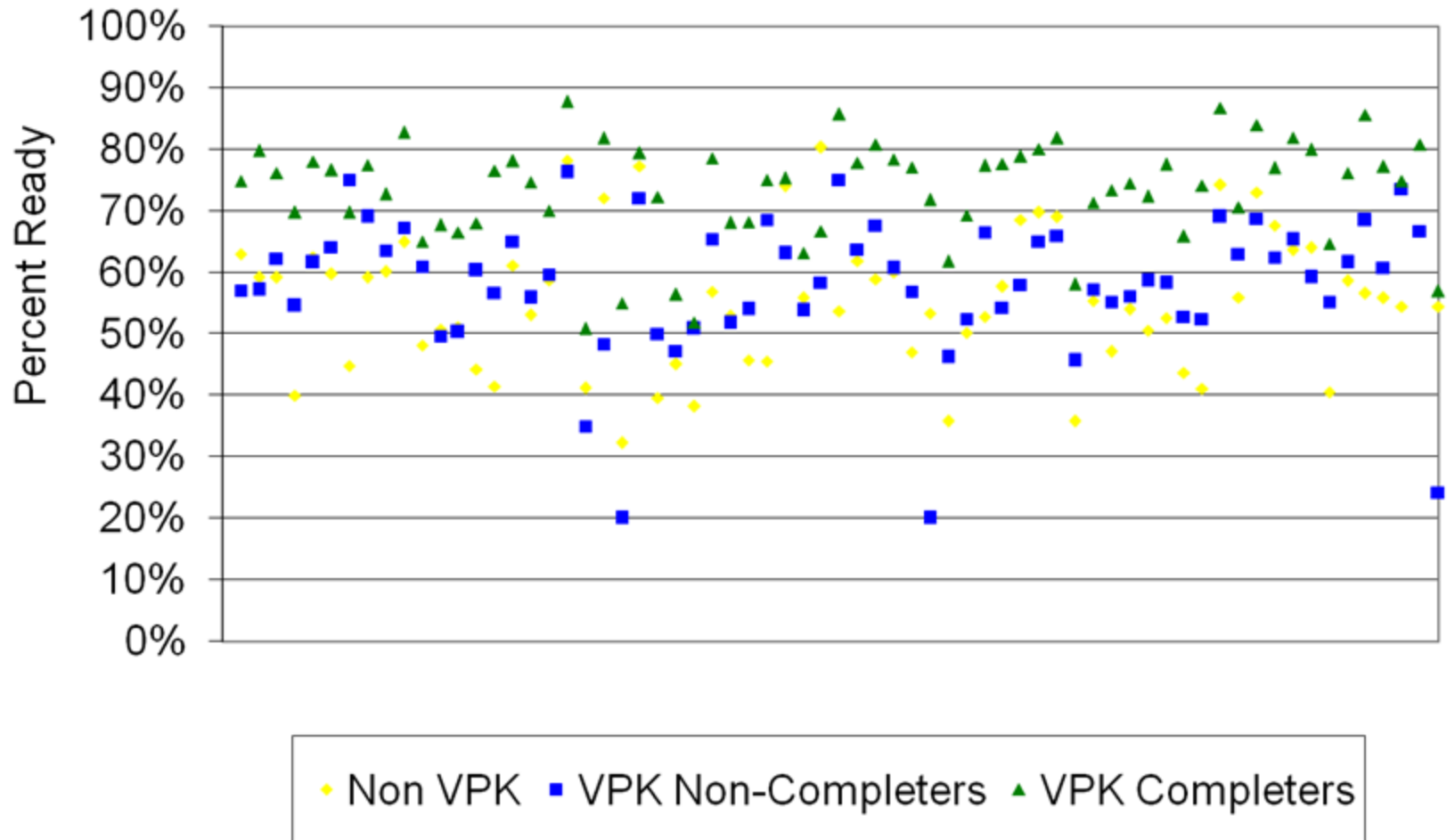
# 2008-09 VPK Completers: Ready on ECHOS



# 2008-09 VPK Completers: Ready on FAIR



# 2009 FAIR Results & 2008-09 VPK and Non VPK Participants



# Kindergarten Screening

---

- 2011-12 through 2013-14 Kindergarten Screening
  - DOE Drafting Intent to Negotiate
  - Requesting Input from Coalitions and Districts via Online Survey
  - Timeline to Review Submissions Fall 2010
  - Suggestions for Evaluation Review Committee Members

# VPK Assessment

---

The VPK Assessment was designed to

- reflect current research on emergent literacy and numeracy
- be aligned to the VPK Standards
- predict student performance on the Florida Assessments for Instruction in Reading - Kindergarten
- provide teacher's with valid and reliable feedback regarding children's progress in attaining specific skills so that instruction can be customized to meet the needs of each child.

# VPK Assessment

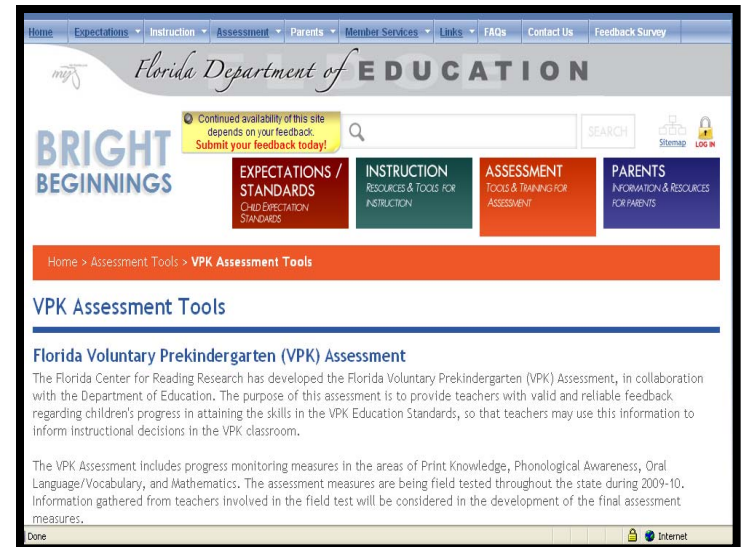
---

## Four Measures and Three Administration Periods

1. Print Knowledge
2. Phonological Awareness
3. Mathematics
4. Oral Language/Vocabulary

# VPK Assessment

- 2008 – 09
  - Development of Assessment
- 2009-10
  - Field Test in 180 VPK Programs
  - Online Reporting System
- 2010-11
  - Planned Statewide Availability



# Contact Information

Office of Early Learning  
Florida Department of Education  
(850) 245-0445; 1-866-447-1159  
[earlylearning@fldoe.org](mailto:earlylearning@fldoe.org)

