

## SESIR Incident Summaries

| WASHINGTON  | 2001 - 2002 |                 | 2002 - 2003 |                 | 2003 - 2004 |                 |
|---|-------------|-----------------|-------------|-----------------|-------------|-----------------|
| <b>Time of Incidents</b>  |             |                 |             |                 |             |                 |
|   | %           | <i>Raw Data</i> | %           | <i>Raw Data</i> | %           | <i>Raw Data</i> |
| During School Hours   | 100.00      | 85              | 100.00      | 77              | 100.00      | 63              |
| Not During School Hours   | 0.00        | 0               | 0.00        | 0               | 0.00        | 0               |
| Unknown   | 0.00        | 0               | 0.00        | 0               | 0.00        | 0               |
| <b>Total Number of Incidents</b>                                  |             | 85              |             | 77              |             | 63              |
| <b>Persons Involved</b>   |             |                 |             |                 |             |                 |
|   | %           | <i>Raw Data</i> | %           | <i>Raw Data</i> | %           | <i>Raw Data</i> |
| Students  | 100.00      | 85              | 100.00      | 77              | 100.00      | 63              |
| Non-Students  | 0.00        | 0               | 0.00        | 0               | 0.00        | 0               |
| Both Students and Non-Students                                    | 0.00        | 0               | 0.00        | 0               | 0.00        | 0               |
| Unknown   | 0.00        | 0               | 0.00        | 0               | 0.00        | 0               |
| <b>Total Number of Incidents</b>                                  |             | 85              |             | 77              |             | 63              |
| <b>Location of Incidents</b>                                      |             |                 |             |                 |             |                 |
|   | %           | <i>Raw Data</i> | %           | <i>Raw Data</i> | %           | <i>Raw Data</i> |
| School Grounds  | 94.12       | 80              | 90.91       | 70              | 88.89       | 56              |
| School Sponsored Activity   | 0.00        | 0               | 1.30        | 1               | 0.00        | 0               |
| School Sponsored Transportation                                   | 5.88        | 5               | 7.79        | 6               | 11.11       | 7               |
| <b>Total Number of Incidents</b>                                  |             | 85              |             | 77              |             | 63              |
| <b>Number of Schools Reporting No SESIR Incidents<sup>1</sup></b> |             |                 |             |                 |             |                 |
|   | %           | <i>Raw Data</i> | %           | <i>Raw Data</i> | %           | <i>Raw Data</i> |
| Elementary <sup>2</sup>   | 0.00        | 0               | 0.00        | 0               | 0.00        | 0               |
| Middle <sup>3</sup>   | 0.00        | 0               | 0.00        | 0               | 0.00        | 0               |
| High <sup>4</sup>   | 0.00        | 0               | 0.00        | 0               | 0.00        | 0               |
| Combination <sup>5</sup>  | 0.00        | 0               | 0.00        | 0               | 0.00        | 0               |
| Charter   | 0.00        | 0               | 0.00        | 0               | 0.00        | 0               |
| <b>Total Number of Schools</b>                                    |             | 0               |             | 0               |             | 0               |

1 Some schools may have had no SESIR incidents occur.  
 2 Elementary includes Kindergarten through Grade Five.  
 3 Middle includes Grades Six through Eight.  
 4 High includes Grades Nine through Twelve.  
 5 Combination includes schools combining elementary, middle, or high groupings or overlap grade levels, e.g., K-6, 6-12, or K-12.

Please note that SESIR incidents are reported by schools by incident, not by individual student.

Florida Department of Education  
 Division of K-12 Public Schools and Student Achievement  
 Bureau of Student Assistance

## SESIR Totals

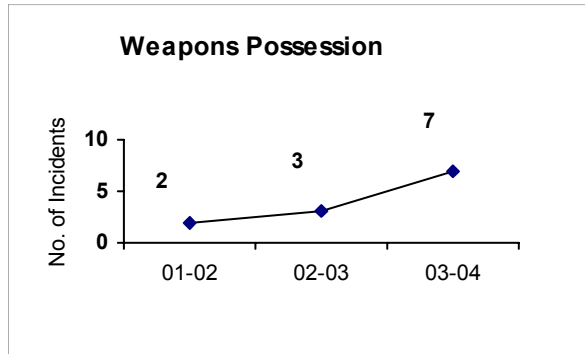
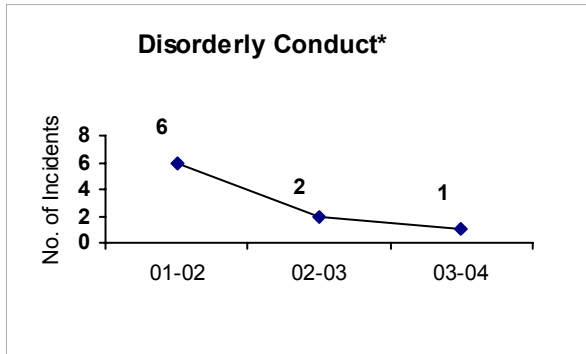
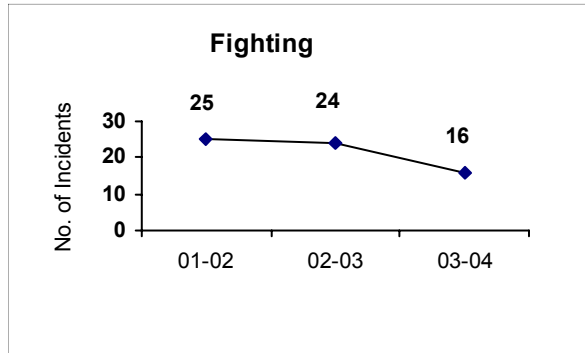
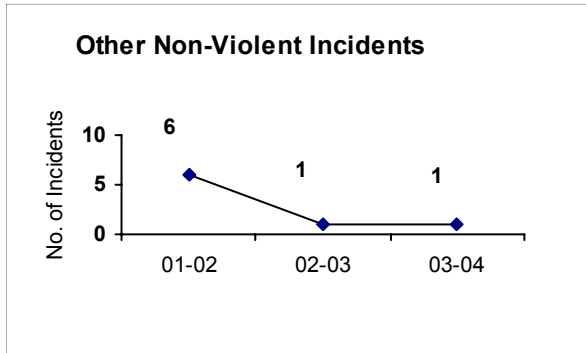
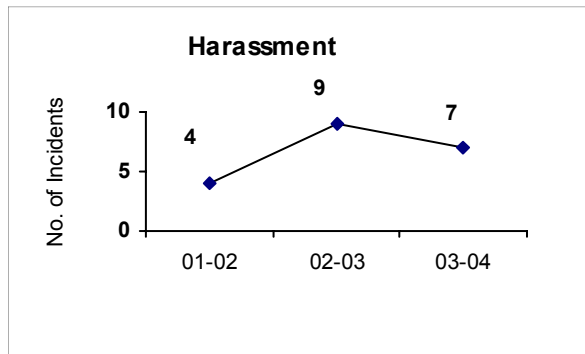
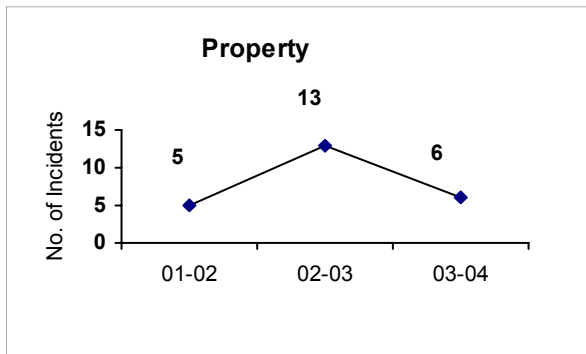
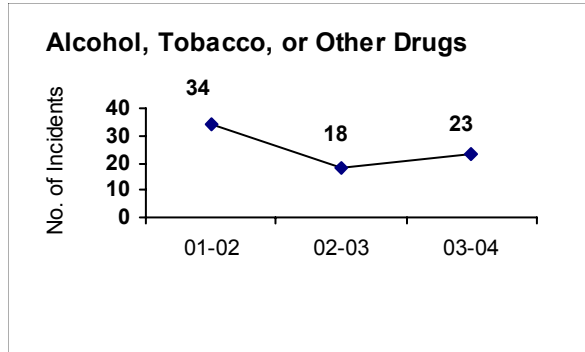
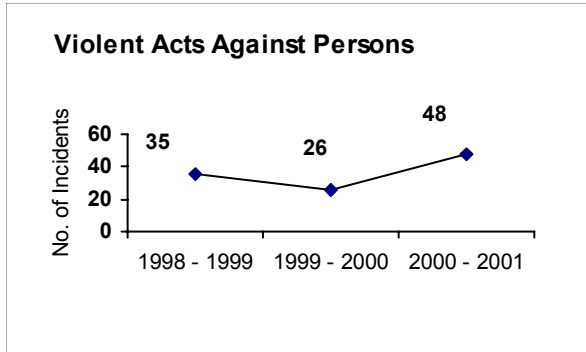
| WASHINGTON                              | 2001 - 2002  |           | 2002 - 2003  |           | 2003 - 2004  |           |
|---|--------------|-----------|--------------|-----------|--------------|-----------|
| Student Population:                     | 3,725        |           | 3,821        |           | 3,713        |           |
|   | Per 1,000    | Raw Data  | Per 1,000    | Raw Data  | Per 1,000    | Raw Data  |
| <b>Violent Acts Against Persons</b>     | <b>0.81</b>  | <b>3</b>  | <b>1.83</b>  | <b>7</b>  | <b>0.54</b>  | <b>2</b>  |
| Homicide                                | 0.00         | 0         | 0.00         | 0         | 0.00         | 0         |
| Sexual Battery                          | 0.00         | 0         | 0.00         | 0         | 0.00         | 0         |
| Robbery                                 | 0.00         | 0         | 0.00         | 0         | 0.00         | 0         |
| Battery                                 | 0.81         | 3         | 1.83         | 7         | 0.54         | 2         |
| Kidnapping                              | 0.00         | 0         | 0.00         | 0         | 0.00         | 0         |
| <b>Alcohol, Tobacco, or Other Drugs</b> | <b>9.13</b>  | <b>34</b> | <b>4.71</b>  | <b>18</b> | <b>6.19</b>  | <b>23</b> |
| Drugs                                   | 4.83         | 18        | 0.79         | 3         | 4.04         | 15        |
| Alcohol                                 | 0.00         | 0         | 0.00         | 0         | 0.00         | 0         |
| Tobacco                                 | 4.30         | 16        | 3.93         | 15        | 2.15         | 8         |
| <b>Property</b>                         | <b>1.34</b>  | <b>5</b>  | <b>3.40</b>  | <b>13</b> | <b>1.62</b>  | <b>6</b>  |
| Breaking/Entering                       | 0.00         | 0         | 0.00         | 0         | 0.00         | 0         |
| Larceny/Theft                           | 1.34         | 5         | 1.83         | 7         | 1.35         | 5         |
| Motor Vehicle Theft                     | 0.00         | 0         | 0.00         | 0         | 0.00         | 0         |
| Arson                                   | 0.00         | 0         | 0.00         | 0         | 0.00         | 0         |
| Vandalism                               | 0.00         | 0         | 1.57         | 6         | 0.27         | 1         |
| <b>Harassment</b>                       | <b>1.07</b>  | <b>4</b>  | <b>2.36</b>  | <b>9</b>  | <b>1.89</b>  | <b>7</b>  |
| Threat/Intimidation                     | 1.07         | 4         | 1.57         | 6         | 1.08         | 4         |
| Sexual Harassment                       | 0.00         | 0         | 0.79         | 3         | 0.81         | 3         |
| <b>Other Non-Violent Incidents</b>      | <b>1.61</b>  | <b>6</b>  | <b>0.26</b>  | <b>1</b>  | <b>0.27</b>  | <b>1</b>  |
| Sexual Offense                          | 0.54         | 2         | 0.26         | 1         | 0.27         | 1         |
| Trespassing                             | 0.27         | 1         | 0.00         | 0         | 0.00         | 0         |
| Other Major                             | 0.81         | 3         | 0.00         | 0         | 0.00         | 0         |
| <b>Fighting</b>                         | <b>6.71</b>  | <b>25</b> | <b>6.28</b>  | <b>24</b> | <b>4.31</b>  | <b>16</b> |
| <b>Disorderly Conduct *</b>             | <b>1.61</b>  | <b>6</b>  | <b>0.52</b>  | <b>2</b>  | <b>0.27</b>  | <b>1</b>  |
| <b>Weapons Possession</b>               | <b>0.54</b>  | <b>2</b>  | <b>0.79</b>  | <b>3</b>  | <b>1.89</b>  | <b>7</b>  |
| <b>TOTAL</b>                            | <b>22.82</b> | <b>85</b> | <b>20.15</b> | <b>77</b> | <b>16.97</b> | <b>63</b> |

Note: SESIR data for 2001-2002 as of November 2002, for 2002-2003 as of December 2003, and for 2003-2004 as of November 2004. Population data from survey 5 for 2001-2002 as of November 2002, for 2002-2003 as of December 2003, and for 2003-2004 as of November 2004.

\* Any substantial decrease may be due to clarification of types of actions that should be reported in this category. Schools had been reporting minor disorderly conduct in classrooms when they should have been reporting serious campus disruptions such as bomb threats.

# SESIR Totals: Trends By Categories

## WASHINGTON



Please note graph trends should not be compared because each graph reflects a different Y-Axis scale.

Florida Department of Education  
 Division of K-12 Public Schools and Student Achievement  
 Bureau of Student Assistance

# Discipline Data

**2001 - 2002**

| WASHINGTON                       | Total<br>#<br>Students | In-School<br>Suspensions  |                                    |                | Out-of-School<br>Suspensions |                                    |                | Expulsions                |                                   |                |
|----------------------------------|------------------------|---------------------------|------------------------------------|----------------|------------------------------|------------------------------------|----------------|---------------------------|-----------------------------------|----------------|
|                                  |                        | #<br>Actions <sup>1</sup> | Students<br>Suspended <sup>2</sup> | % <sup>3</sup> | #<br>Actions <sup>1</sup>    | Students<br>Suspended <sup>2</sup> | % <sup>3</sup> | #<br>Actions <sup>1</sup> | Students<br>Expelled <sup>2</sup> | % <sup>3</sup> |
| <b>ELEMENTARY</b>                | 1,788                  | 65                        | 49                                 | 2.74           | 88                           | 68                                 | 3.80           | 0                         | 0                                 | 0.00           |
| <b>GENDER</b>                    |                        |                           |                                    |                |                              |                                    |                |                           |                                   |                |
| Female                           | 870                    | 10                        | 9                                  | 1.03           | 11                           | 11                                 | 1.26           | 0                         | 0                                 | 0.00           |
| Male                             | 918                    | 55                        | 40                                 | 4.36           | 77                           | 57                                 | 6.21           | 0                         | 0                                 | 0.00           |
| <b>RACE</b>                      |                        |                           |                                    |                |                              |                                    |                |                           |                                   |                |
| Asian                            | 7                      | 0                         | 0                                  | 0.00           | 0                            | 0                                  | 0.00           | 0                         | 0                                 | 0.00           |
| Black                            | 300                    | 21                        | 17                                 | 5.67           | 26                           | 18                                 | 6.00           | 0                         | 0                                 | 0.00           |
| Hispanic                         | 25                     | 1                         | 1                                  | 4.00           | 0                            | 0                                  | 0.00           | 0                         | 0                                 | 0.00           |
| Indian                           | 14                     | 0                         | 0                                  | 0.00           | 0                            | 0                                  | 0.00           | 0                         | 0                                 | 0.00           |
| Multiracial                      | 28                     | 4                         | 4                                  | 14.29          | 4                            | 2                                  | 7.14           | 0                         | 0                                 | 0.00           |
| White                            | 1,414                  | 39                        | 27                                 | 1.91           | 58                           | 48                                 | 3.39           | 0                         | 0                                 | 0.00           |
| <b>MIDDLE</b>                    | 886                    | 215                       | 129                                | 14.56          | 117                          | 83                                 | 9.37           | 0                         | 0                                 | 0.00           |
| <b>GENDER</b>                    |                        |                           |                                    |                |                              |                                    |                |                           |                                   |                |
| Female                           | 428                    | 81                        | 49                                 | 11.45          | 42                           | 29                                 | 6.78           | 0                         | 0                                 | 0.00           |
| Male                             | 458                    | 134                       | 80                                 | 17.47          | 75                           | 54                                 | 11.79          | 0                         | 0                                 | 0.00           |
| <b>RACE</b>                      |                        |                           |                                    |                |                              |                                    |                |                           |                                   |                |
| Asian                            | 3                      | 0                         | 0                                  | 0.00           | 0                            | 0                                  | 0.00           | 0                         | 0                                 | 0.00           |
| Black                            | 156                    | 53                        | 29                                 | 18.59          | 25                           | 21                                 | 13.46          | 0                         | 0                                 | 0.00           |
| Hispanic                         | 5                      | 1                         | 1                                  | 20.00          | 0                            | 0                                  | 0.00           | 0                         | 0                                 | 0.00           |
| Indian                           | 7                      | 4                         | 3                                  | 42.86          | 1                            | 1                                  | 14.29          | 0                         | 0                                 | 0.00           |
| Multiracial                      | 7                      | 5                         | 3                                  | 42.86          | 3                            | 2                                  | 28.57          | 0                         | 0                                 | 0.00           |
| White                            | 708                    | 152                       | 93                                 | 13.14          | 88                           | 59                                 | 8.33           | 0                         | 0                                 | 0.00           |
| <b>HIGH</b>                      | 1,051                  | 140                       | 101                                | 9.61           | 141                          | 87                                 | 8.28           | 0                         | 0                                 | 0.00           |
| <b>GENDER</b>                    |                        |                           |                                    |                |                              |                                    |                |                           |                                   |                |
| Female                           | 518                    | 68                        | 48                                 | 9.27           | 53                           | 34                                 | 6.56           | 0                         | 0                                 | 0.00           |
| Male                             | 533                    | 72                        | 53                                 | 9.94           | 88                           | 53                                 | 9.94           | 0                         | 0                                 | 0.00           |
| <b>RACE</b>                      |                        |                           |                                    |                |                              |                                    |                |                           |                                   |                |
| Asian                            | 9                      | 0                         | 0                                  | 0.00           | 0                            | 0                                  | 0.00           | 0                         | 0                                 | 0.00           |
| Black                            | 175                    | 29                        | 22                                 | 12.57          | 24                           | 18                                 | 10.29          | 0                         | 0                                 | 0.00           |
| Hispanic                         | 6                      | 1                         | 1                                  | 16.67          | 1                            | 1                                  | 16.67          | 0                         | 0                                 | 0.00           |
| Indian                           | 5                      | 0                         | 0                                  | 0.00           | 0                            | 0                                  | 0.00           | 0                         | 0                                 | 0.00           |
| Multiracial                      | 4                      | 1                         | 1                                  | 25.00          | 2                            | 2                                  | 50.00          | 0                         | 0                                 | 0.00           |
| White                            | 852                    | 109                       | 77                                 | 9.04           | 114                          | 66                                 | 7.75           | 0                         | 0                                 | 0.00           |
| <b>TOTALS</b>                    | 3,725                  | 420                       | 279                                | 7.49           | 346                          | 238                                | 6.39           | 0                         | 0                                 | 0.00           |
| <b>NOT REPORTED</b> <sup>4</sup> |                        | 0                         | 0                                  |                | 0                            | 0                                  |                | 0                         | 0                                 |                |

1 Number of suspension or expulsion actions. The number is often larger than the number of students because it includes students who receive multiple suspensions or expulsion.

2 Number of individual students who have been suspended or expelled one or more times.

3 Percent of students suspended or expelled of the total category population.

4 Number of students involved in a disciplinary action who were reported by the district without grade-level, gender, or race information.

Florida Department of Education  
Division of K-12 Public Schools and Student Achievement  
Bureau of Student Assistance

# Discipline Data

**2002 - 2003**

| WASHINGTON                       | Total<br>#<br>Students | In-School<br>Suspensions  |                                    |                | Out-of-School<br>Suspensions |                                    |                | Expulsions                |                                   |                |
|----------------------------------|------------------------|---------------------------|------------------------------------|----------------|------------------------------|------------------------------------|----------------|---------------------------|-----------------------------------|----------------|
|                                  |                        | #<br>Actions <sup>1</sup> | Students<br>Suspended <sup>2</sup> | % <sup>3</sup> | #<br>Actions <sup>1</sup>    | Students<br>Suspended <sup>2</sup> | % <sup>3</sup> | #<br>Actions <sup>1</sup> | Students<br>Expelled <sup>2</sup> | % <sup>3</sup> |
| <b>ELEMENTARY</b>                | 1,833                  | 48                        | 39                                 | 2.13           | 90                           | 55                                 | 3.00           | 0                         | 0                                 | 0.00           |
| <b>GENDER</b>                    |                        |                           |                                    |                |                              |                                    |                |                           |                                   |                |
| Female                           | 878                    | 9                         | 8                                  | 0.91           | 9                            | 9                                  | 1.03           | 0                         | 0                                 | 0.00           |
| Male                             | 955                    | 39                        | 31                                 | 3.25           | 81                           | 46                                 | 4.82           | 0                         | 0                                 | 0.00           |
| <b>RACE</b>                      |                        |                           |                                    |                |                              |                                    |                |                           |                                   |                |
| Asian                            | 4                      | 0                         | 0                                  | 0.00           | 0                            | 0                                  | 0.00           | 0                         | 0                                 | 0.00           |
| Black                            | 333                    | 14                        | 12                                 | 3.60           | 31                           | 18                                 | 5.41           | 0                         | 0                                 | 0.00           |
| Hispanic                         | 25                     | 4                         | 2                                  | 8.00           | 4                            | 2                                  | 8.00           | 0                         | 0                                 | 0.00           |
| Indian                           | 9                      | 0                         | 0                                  | 0.00           | 0                            | 0                                  | 0.00           | 0                         | 0                                 | 0.00           |
| Multiracial                      | 38                     | 0                         | 0                                  | 0.00           | 0                            | 0                                  | 0.00           | 0                         | 0                                 | 0.00           |
| White                            | 1,424                  | 30                        | 25                                 | 1.76           | 55                           | 35                                 | 2.46           | 0                         | 0                                 | 0.00           |
| <b>MIDDLE</b>                    | 899                    | 372                       | 148                                | 16.46          | 167                          | 91                                 | 10.12          | 1                         | 1                                 | 0.11           |
| <b>GENDER</b>                    |                        |                           |                                    |                |                              |                                    |                |                           |                                   |                |
| Female                           | 431                    | 96                        | 45                                 | 10.44          | 43                           | 27                                 | 6.26           | 1                         | 1                                 | 0.23           |
| Male                             | 468                    | 276                       | 103                                | 22.01          | 124                          | 64                                 | 13.68          | 0                         | 0                                 | 0.00           |
| <b>RACE</b>                      |                        |                           |                                    |                |                              |                                    |                |                           |                                   |                |
| Asian                            | 4                      | 0                         | 0                                  | 0.00           | 1                            | 1                                  | 25.00          | 0                         | 0                                 | 0.00           |
| Black                            | 155                    | 143                       | 49                                 | 31.61          | 27                           | 18                                 | 11.61          | 1                         | 1                                 | 0.65           |
| Hispanic                         | 12                     | 0                         | 0                                  | 0.00           | 0                            | 0                                  | 0.00           | 0                         | 0                                 | 0.00           |
| Indian                           | 10                     | 4                         | 3                                  | 30.00          | 0                            | 0                                  | 0.00           | 0                         | 0                                 | 0.00           |
| Multiracial                      | 9                      | 5                         | 2                                  | 22.22          | 0                            | 0                                  | 0.00           | 0                         | 0                                 | 0.00           |
| White                            | 709                    | 220                       | 94                                 | 13.26          | 139                          | 72                                 | 10.16          | 0                         | 0                                 | 0.00           |
| <b>HIGH</b>                      | 1,089                  | 142                       | 99                                 | 9.09           | 75                           | 55                                 | 5.05           | 0                         | 0                                 | 0.00           |
| <b>GENDER</b>                    |                        |                           |                                    |                |                              |                                    |                |                           |                                   |                |
| Female                           | 521                    | 74                        | 51                                 | 9.79           | 23                           | 16                                 | 3.07           | 0                         | 0                                 | 0.00           |
| Male                             | 568                    | 68                        | 48                                 | 8.45           | 52                           | 39                                 | 6.87           | 0                         | 0                                 | 0.00           |
| <b>RACE</b>                      |                        |                           |                                    |                |                              |                                    |                |                           |                                   |                |
| Asian                            | 8                      | 0                         | 0                                  | 0.00           | 0                            | 0                                  | 0.00           | 0                         | 0                                 | 0.00           |
| Black                            | 188                    | 32                        | 23                                 | 12.23          | 21                           | 16                                 | 8.51           | 0                         | 0                                 | 0.00           |
| Hispanic                         | 3                      | 0                         | 0                                  | 0.00           | 0                            | 0                                  | 0.00           | 0                         | 0                                 | 0.00           |
| Indian                           | 7                      | 0                         | 0                                  | 0.00           | 0                            | 0                                  | 0.00           | 0                         | 0                                 | 0.00           |
| Multiracial                      | 6                      | 3                         | 2                                  | 33.33          | 2                            | 2                                  | 33.33          | 0                         | 0                                 | 0.00           |
| White                            | 877                    | 107                       | 74                                 | 8.44           | 52                           | 37                                 | 4.22           | 0                         | 0                                 | 0.00           |
| <b>TOTALS</b>                    | 3,821                  | 562                       | 286                                | 7.48           | 332                          | 201                                | 5.26           | 1                         | 1                                 | 0.03           |
| <b>NOT REPORTED</b> <sup>4</sup> |                        | 0                         | 0                                  |                | 0                            | 0                                  |                | 0                         | 0                                 |                |

1 Number of suspension or expulsion actions. The number is often larger than the number of students because it includes students who receive multiple suspensions or expulsion.

2 Number of individual students who have been suspended or expelled one or more times.

3 Percent of students suspended or expelled of the total category population.

4 Number of students involved in a disciplinary action who were reported by the district without grade-level, gener, or race information.

Florida Department of Education  
Division of K-12 Public Schools and Student Achievement  
Bureau of Student Assistance

# Discipline Data

**2003 - 2004**

| WASHINGTON                       | Total<br>#<br>Students | In-School<br>Suspensions  |                                    |                | Out-of-School<br>Suspensions |                                    |                | Expulsions                |                                   |                |
|----------------------------------|------------------------|---------------------------|------------------------------------|----------------|------------------------------|------------------------------------|----------------|---------------------------|-----------------------------------|----------------|
|                                  |                        | #<br>Actions <sup>1</sup> | Students<br>Suspended <sup>2</sup> | % <sup>3</sup> | #<br>Actions <sup>1</sup>    | Students<br>Suspended <sup>2</sup> | % <sup>3</sup> | #<br>Actions <sup>1</sup> | Students<br>Expelled <sup>2</sup> | % <sup>3</sup> |
| <b>ELEMENTARY</b>                | 1,742                  | 545                       | 218                                | 12.51          | 145                          | 80                                 | 4.59           | 0                         | 0                                 | 0.00           |
| <b>GENDER</b>                    |                        |                           |                                    |                |                              |                                    |                |                           |                                   |                |
| Female                           | 822                    | 81                        | 49                                 | 5.96           | 12                           | 11                                 | 1.34           | 0                         | 0                                 | 0.00           |
| Male                             | 920                    | 464                       | 169                                | 18.37          | 133                          | 69                                 | 7.50           | 0                         | 0                                 | 0.00           |
| <b>RACE</b>                      |                        |                           |                                    |                |                              |                                    |                |                           |                                   |                |
| Asian                            | 7                      | 0                         | 0                                  | 0.00           | 0                            | 0                                  | 0.00           | 0                         | 0                                 | 0.00           |
| Black                            | 335                    | 197                       | 69                                 | 20.60          | 83                           | 40                                 | 11.94          | 0                         | 0                                 | 0.00           |
| Hispanic                         | 26                     | 14                        | 6                                  | 23.08          | 3                            | 2                                  | 7.69           | 0                         | 0                                 | 0.00           |
| Indian                           | 14                     | 1                         | 1                                  | 7.14           | 0                            | 0                                  | 0.00           | 0                         | 0                                 | 0.00           |
| Multiracial                      | 40                     | 3                         | 2                                  | 5.00           | 1                            | 1                                  | 2.50           | 0                         | 0                                 | 0.00           |
| White                            | 1,320                  | 330                       | 140                                | 10.61          | 58                           | 37                                 | 2.80           | 0                         | 0                                 | 0.00           |
| <b>MIDDLE</b>                    | 920                    | 602                       | 224                                | 24.35          | 247                          | 119                                | 12.93          | 0                         | 0                                 | 0.00           |
| <b>GENDER</b>                    |                        |                           |                                    |                |                              |                                    |                |                           |                                   |                |
| Female                           | 469                    | 201                       | 82                                 | 17.48          | 75                           | 41                                 | 8.74           | 0                         | 0                                 | 0.00           |
| Male                             | 451                    | 401                       | 142                                | 31.49          | 172                          | 78                                 | 17.29          | 0                         | 0                                 | 0.00           |
| <b>RACE</b>                      |                        |                           |                                    |                |                              |                                    |                |                           |                                   |                |
| Asian                            | 6                      | 1                         | 1                                  | 16.67          | 0                            | 0                                  | 0.00           | 0                         | 0                                 | 0.00           |
| Black                            | 147                    | 222                       | 64                                 | 43.54          | 72                           | 32                                 | 21.77          | 0                         | 0                                 | 0.00           |
| Hispanic                         | 10                     | 2                         | 2                                  | 20.00          | 4                            | 2                                  | 20.00          | 0                         | 0                                 | 0.00           |
| Indian                           | 8                      | 1                         | 1                                  | 12.50          | 0                            | 0                                  | 0.00           | 0                         | 0                                 | 0.00           |
| Multiracial                      | 11                     | 5                         | 3                                  | 27.27          | 4                            | 1                                  | 9.09           | 0                         | 0                                 | 0.00           |
| White                            | 738                    | 371                       | 153                                | 20.73          | 167                          | 84                                 | 11.38          | 0                         | 0                                 | 0.00           |
| <b>HIGH</b>                      | 1,051                  | 157                       | 87                                 | 8.28           | 102                          | 76                                 | 7.23           | 0                         | 0                                 | 0.00           |
| <b>GENDER</b>                    |                        |                           |                                    |                |                              |                                    |                |                           |                                   |                |
| Female                           | 497                    | 75                        | 35                                 | 7.04           | 30                           | 25                                 | 5.03           | 0                         | 0                                 | 0.00           |
| Male                             | 554                    | 82                        | 52                                 | 9.39           | 72                           | 51                                 | 9.21           | 0                         | 0                                 | 0.00           |
| <b>RACE</b>                      |                        |                           |                                    |                |                              |                                    |                |                           |                                   |                |
| Asian                            | 11                     | 0                         | 0                                  | 0.00           | 0                            | 0                                  | 0.00           | 0                         | 0                                 | 0.00           |
| Black                            | 183                    | 22                        | 16                                 | 8.74           | 30                           | 22                                 | 12.02          | 0                         | 0                                 | 0.00           |
| Hispanic                         | 4                      | 4                         | 1                                  | 25.00          | 0                            | 0                                  | 0.00           | 0                         | 0                                 | 0.00           |
| Indian                           | 11                     | 1                         | 1                                  | 9.09           | 0                            | 0                                  | 0.00           | 0                         | 0                                 | 0.00           |
| Multiracial                      | 7                      | 2                         | 2                                  | 28.57          | 0                            | 0                                  | 0.00           | 0                         | 0                                 | 0.00           |
| White                            | 835                    | 128                       | 67                                 | 8.02           | 72                           | 54                                 | 6.47           | 0                         | 0                                 | 0.00           |
| <b>TOTALS</b>                    | 3,713                  | 1,304                     | 529                                | 14.25          | 494                          | 275                                | 7.41           | 0                         | 0                                 | 0.00           |
| <b>NOT REPORTED</b> <sup>4</sup> |                        | 0                         | 0                                  |                | 0                            | 0                                  |                | 0                         | 0                                 |                |

1 Number of suspension or expulsion actions. The number is often larger than the number of students because it includes students who receive multiple suspensions or expulsion.

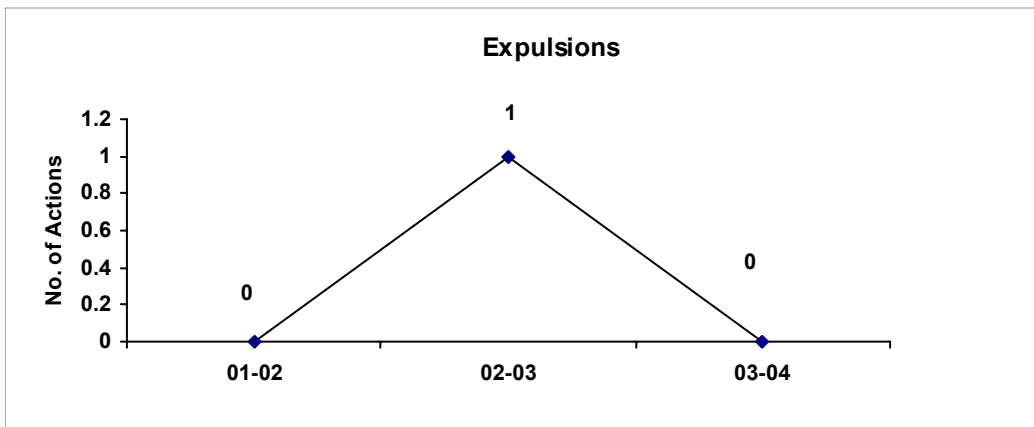
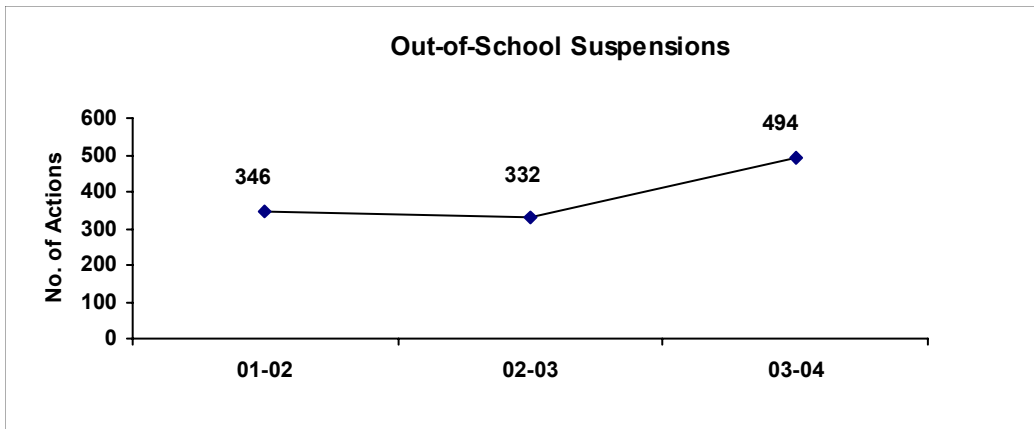
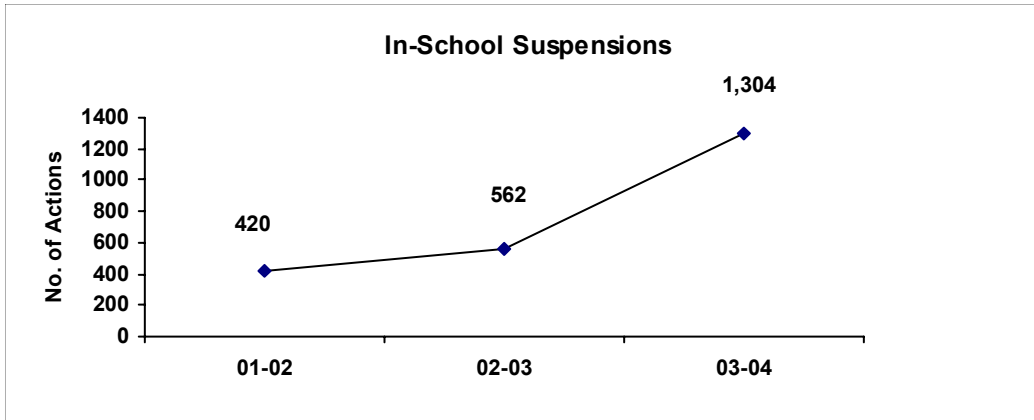
2 Number of individual students who have been suspended or expelled one or more times.

3 Percent of students suspended or expelled of the total category population.

4 Number of students involved in a disciplinary action who were reported by the district without grade-level, gener, or race information.

# Discipline Data: Trends

## WASHINGTON



Note: Graph trends should not be compared because each graph reflects a different Y-Axis scale.