

## SESIR Incident Summaries

| JEFFERSON   | 2001 - 2002 |                 | 2002 - 2003 |                 | 2003 - 2004 |                 |
|---|-------------|-----------------|-------------|-----------------|-------------|-----------------|
| <b>Time of Incidents</b>  |             |                 |             |                 |             |                 |
|   | %           | <i>Raw Data</i> | %           | <i>Raw Data</i> | %           | <i>Raw Data</i> |
| During School Hours   | 90.32       | 28              | 93.75       | 15              | 100.00      | 17              |
| Not During School Hours   | 0.00        | 0               | 0.00        | 0               | 0.00        | 0               |
| Unknown   | 9.68        | 3               | 6.25        | 1               | 0.00        | 0               |
| <b>Total Number of Incidents</b>                                  |             | 31              |             | 16              |             | 17              |
| <b>Persons Involved</b>   |             |                 |             |                 |             |                 |
|   | %           | <i>Raw Data</i> | %           | <i>Raw Data</i> | %           | <i>Raw Data</i> |
| Students  | 90.32       | 28              | 93.75       | 15              | 100.00      | 17              |
| Non-Students  | 0.00        | 0               | 0.00        | 0               | 0.00        | 0               |
| Both Students and Non-Students                                    | 0.00        | 0               | 0.00        | 0               | 0.00        | 0               |
| Unknown   | 9.68        | 3               | 6.25        | 1               | 0.00        | 0               |
| <b>Total Number of Incidents</b>                                  |             | 31              |             | 16              |             | 17              |
| <b>Location of Incidents</b>                                      |             |                 |             |                 |             |                 |
|   | %           | <i>Raw Data</i> | %           | <i>Raw Data</i> | %           | <i>Raw Data</i> |
| School Grounds  | 93.55       | 29              | 100.00      | 16              | 100.00      | 17              |
| School Sponsored Activity   | 6.45        | 2               | 0.00        | 0               | 0.00        | 0               |
| School Sponsored Transportation                                   | 0.00        | 0               | 0.00        | 0               | 0.00        | 0               |
| <b>Total Number of Incidents</b>                                  |             | 31              |             | 16              |             | 17              |
| <b>Number of Schools Reporting No SESIR Incidents<sup>1</sup></b> |             |                 |             |                 |             |                 |
|   | %           | <i>Raw Data</i> | %           | <i>Raw Data</i> | %           | <i>Raw Data</i> |
| Elementary <sup>2</sup>   | 50.00       | 1               | 50.00       | 1               | 0.00        | 0               |
| Middle <sup>3</sup>   | 0.00        | 0               | 0.00        | 0               | 0.00        | 0               |
| High <sup>4</sup>   | 0.00        | 0               | 0.00        | 0               | 0.00        | 0               |
| Combination <sup>5</sup>  | 0.00        | 0               | 0.00        | 0               | 0.00        | 0               |
| Charter   | 0.00        | 0               | 0.00        | 0               | 0.00        | 0               |
| <b>Total Number of Schools</b>                                    |             | 1               |             | 1               |             | 0               |

1 Some schools may have had no SESIR incidents occur.  
 2 Elementary includes Kindergarten through Grade Five.  
 3 Middle includes Grades Six through Eight.  
 4 High includes Grades Nine through Twelve.  
 5 Combination includes schools combining elementary, middle, or high groupings or overlap grade levels, e.g., K-6, 6-12, or K-12.

Please note that SESIR incidents are reported by schools by incident, not by individual student.

Florida Department of Education  
Division of K-12 Public Schools and Student Achievement  
Bureau of Student Assistance

## SESIR Totals

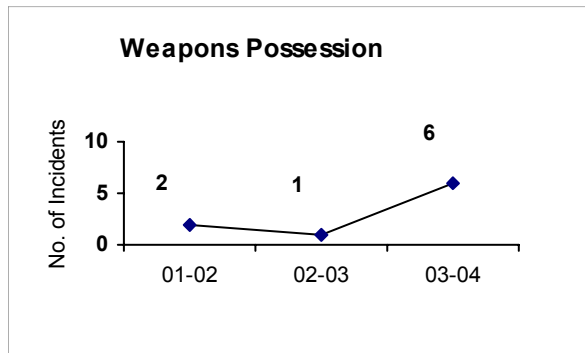
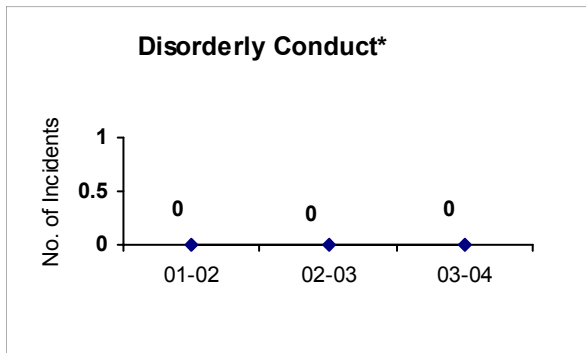
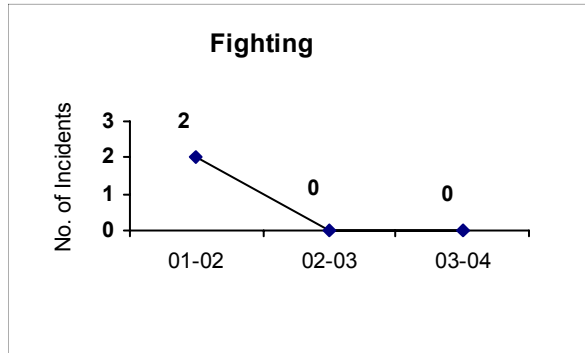
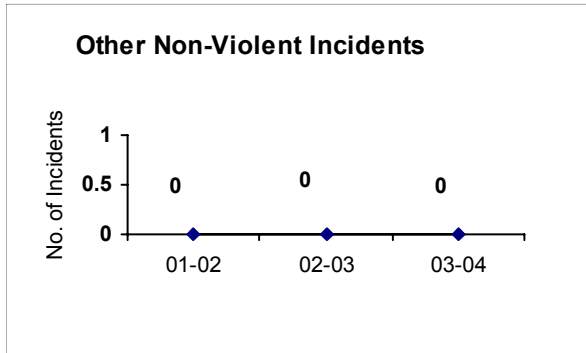
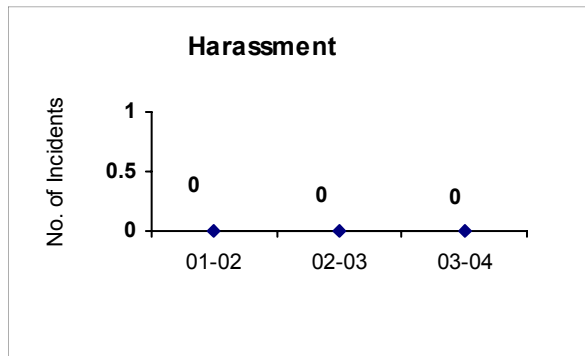
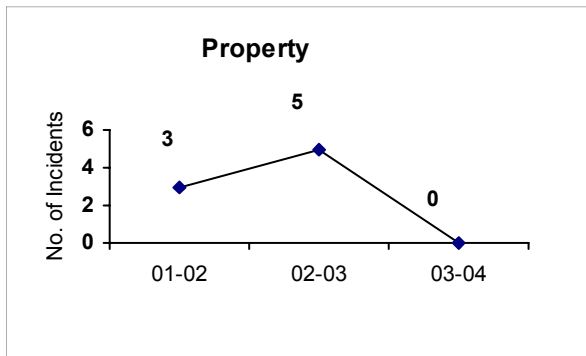
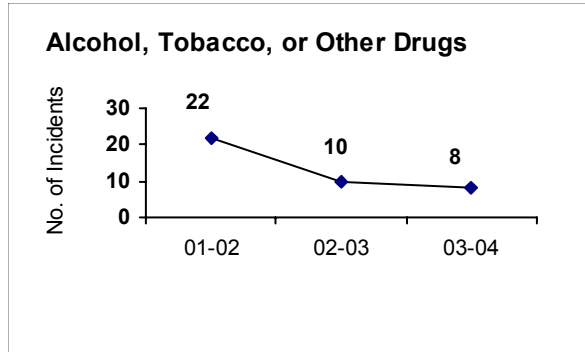
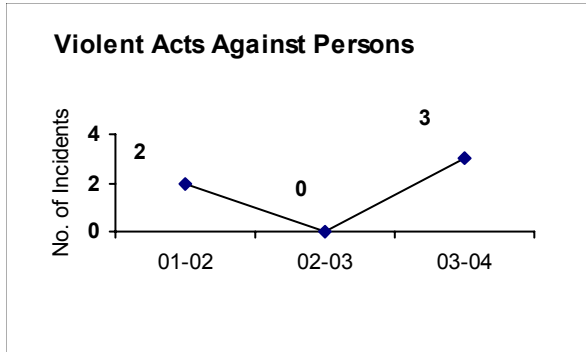
| <b>JEFFERSON</b>                        | <b>2001 - 2002</b> |                 | <b>2002 - 2003</b> |                 | <b>2003 - 2004</b> |                 |
|---|--------------------|-----------------|--------------------|-----------------|--------------------|-----------------|
| <b>Student Population:</b>              | 1,807              |                 | 1,720              |                 | 1,617              |                 |
|   | Per 1,000          | <i>Raw Data</i> | Per 1,000          | <i>Raw Data</i> | Per 1,000          | <i>Raw Data</i> |
| <b>Violent Acts Against Persons</b>     | <b>1.11</b>        | 2               | <b>0.00</b>        | 0               | <b>1.86</b>        | 3               |
| Homicide                                | 0.00               | 0               | 0.00               | 0               | 0.00               | 0               |
| Sexual Battery                          | 0.00               | 0               | 0.00               | 0               | 0.00               | 0               |
| Robbery                                 | 1.11               | 2               | 0.00               | 0               | 0.00               | 0               |
| Battery                                 | 0.00               | 0               | 0.00               | 0               | 1.86               | 3               |
| Kidnapping                              | 0.00               | 0               | 0.00               | 0               | 0.00               | 0               |
| <b>Alcohol, Tobacco, or Other Drugs</b> | <b>12.17</b>       | 22              | <b>5.81</b>        | 10              | <b>4.95</b>        | 8               |
| Drugs                                   | 2.77               | 5               | 1.16               | 2               | 3.71               | 6               |
| Alcohol                                 | 1.11               | 2               | 0.00               | 0               | 0.00               | 0               |
| Tobacco                                 | 8.30               | 15              | 4.65               | 8               | 1.24               | 2               |
| <b>Property</b>                         | <b>1.66</b>        | 3               | <b>2.91</b>        | 5               | <b>0.00</b>        | 0               |
| Breaking/Entering                       | 0.55               | 1               | 0.58               | 1               | 0.00               | 0               |
| Larceny/Theft                           | 0.00               | 0               | 0.58               | 1               | 0.00               | 0               |
| Motor Vehicle Theft                     | 0.00               | 0               | 0.00               | 0               | 0.00               | 0               |
| Arson                                   | 0.00               | 0               | 0.58               | 1               | 0.00               | 0               |
| Vandalism                               | 1.11               | 2               | 1.16               | 2               | 0.00               | 0               |
| <b>Harassment</b>                       | <b>0.00</b>        | 0               | <b>0.00</b>        | 0               | <b>0.00</b>        | 0               |
| Threat/Intimidation                     | 0.00               | 0               | 0.00               | 0               | 0.00               | 0               |
| Sexual Harassment                       | 0.00               | 0               | 0.00               | 0               | 0.00               | 0               |
| <b>Other Non-Violent Incidents</b>      | <b>0.00</b>        | 0               | <b>0.00</b>        | 0               | <b>0.00</b>        | 0               |
| Sexual Offense                          | 0.00               | 0               | 0.00               | 0               | 0.00               | 0               |
| Trespassing                             | 0.00               | 0               | 0.00               | 0               | 0.00               | 0               |
| Other Major                             | 0.00               | 0               | 0.00               | 0               | 0.00               | 0               |
| <b>Fighting</b>                         | <b>1.11</b>        | 2               | <b>0.00</b>        | 0               | <b>0.00</b>        | 0               |
| <b>Disorderly Conduct *</b>             | <b>0.00</b>        | 0               | <b>0.00</b>        | 0               | <b>0.00</b>        | 0               |
| <b>Weapons Possession</b>               | <b>1.11</b>        | 2               | <b>0.58</b>        | 1               | <b>3.71</b>        | 6               |
| <b>TOTAL</b>                            | <b>17.16</b>       | 31              | <b>9.30</b>        | 16              | <b>10.51</b>       | 17              |

Note: SESIR data for 2001-2002 as of November 2002, for 2002-2003 as of December 2003, and for 2003-2004 as of November 2004. Population data from survey 5 for 2001-2002 as of November 2002, for 2002-2003 as of December 2003, and for 2003-2004 as of November 2004.

\* Any substantial decrease may be due to clarification of types of actions that should be reported in this category. Schools had been reporting minor disorderly conduct in classrooms when they should have been reporting serious campus disruptions such as bomb threats.

# SESIR Totals: Trends By Categories

## JEFFERSON



Please note graph trends should not be compared because each graph reflects a different Y-Axis scale.

Florida Department of Education  
 Division of K-12 Public Schools and Student Achievement  
 Bureau of Student Assistance

# Discipline Data

**2001 - 2002**

| JEFFERSON                        | Total<br>#<br>Students | In-School<br>Suspensions  |                                    |                | Out-of-School<br>Suspensions |                                    |                | Expulsions                |                                   |                |
|----------------------------------|------------------------|---------------------------|------------------------------------|----------------|------------------------------|------------------------------------|----------------|---------------------------|-----------------------------------|----------------|
|                                  |                        | #<br>Actions <sup>1</sup> | Students<br>Suspended <sup>2</sup> | % <sup>3</sup> | #<br>Actions <sup>1</sup>    | Students<br>Suspended <sup>2</sup> | % <sup>3</sup> | #<br>Actions <sup>1</sup> | Students<br>Expelled <sup>2</sup> | % <sup>3</sup> |
| <b>ELEMENTARY</b>                | 830                    | 549                       | 236                                | 28.43          | 208                          | 96                                 | 11.57          | 0                         | 0                                 | 0.00           |
| <b>GENDER</b>                    |                        |                           |                                    |                |                              |                                    |                |                           |                                   |                |
| Female                           | 411                    | 171                       | 84                                 | 20.44          | 53                           | 26                                 | 6.33           | 0                         | 0                                 | 0.00           |
| Male                             | 419                    | 378                       | 152                                | 36.28          | 155                          | 70                                 | 16.71          | 0                         | 0                                 | 0.00           |
| <b>RACE</b>                      |                        |                           |                                    |                |                              |                                    |                |                           |                                   |                |
| Asian                            | 1                      | 1                         | 1                                  | 100.00         | 0                            | 0                                  | 0.00           | 0                         | 0                                 | 0.00           |
| Black                            | 571                    | 451                       | 193                                | 33.80          | 167                          | 76                                 | 13.31          | 0                         | 0                                 | 0.00           |
| Hispanic                         | 13                     | 1                         | 1                                  | 7.69           | 1                            | 1                                  | 7.69           | 0                         | 0                                 | 0.00           |
| Indian                           | 1                      | 0                         | 0                                  | 0.00           | 0                            | 0                                  | 0.00           | 0                         | 0                                 | 0.00           |
| Multiracial                      | 2                      | 0                         | 0                                  | 0.00           | 0                            | 0                                  | 0.00           | 0                         | 0                                 | 0.00           |
| White                            | 242                    | 96                        | 41                                 | 16.94          | 40                           | 19                                 | 7.85           | 0                         | 0                                 | 0.00           |
| <b>MIDDLE</b>                    | 443                    | 670                       | 224                                | 50.56          | 470                          | 165                                | 37.25          | 2                         | 2                                 | 0.45           |
| <b>GENDER</b>                    |                        |                           |                                    |                |                              |                                    |                |                           |                                   |                |
| Female                           | 225                    | 341                       | 102                                | 45.33          | 177                          | 69                                 | 30.67          | 2                         | 2                                 | 0.89           |
| Male                             | 218                    | 329                       | 122                                | 55.96          | 293                          | 96                                 | 44.04          | 0                         | 0                                 | 0.00           |
| <b>RACE</b>                      |                        |                           |                                    |                |                              |                                    |                |                           |                                   |                |
| Asian                            | 1                      | 0                         | 0                                  | 0.00           | 0                            | 0                                  | 0.00           | 0                         | 0                                 | 0.00           |
| Black                            | 289                    | 450                       | 159                                | 55.02          | 379                          | 122                                | 42.21          | 2                         | 2                                 | 0.69           |
| Hispanic                         | 5                      | 3                         | 2                                  | 40.00          | 1                            | 1                                  | 20.00          | 0                         | 0                                 | 0.00           |
| Indian                           | 0                      | 0                         | 0                                  | 0.00           | 0                            | 0                                  | 0.00           | 0                         | 0                                 | 0.00           |
| Multiracial                      | 0                      | 3                         | 1                                  | 0.00           | 1                            | 1                                  | 0.00           | 0                         | 0                                 | 0.00           |
| White                            | 148                    | 214                       | 62                                 | 41.89          | 89                           | 41                                 | 27.70          | 0                         | 0                                 | 0.00           |
| <b>HIGH</b>                      | 534                    | 809                       | 249                                | 46.63          | 572                          | 150                                | 28.09          | 0                         | 0                                 | 0.00           |
| <b>GENDER</b>                    |                        |                           |                                    |                |                              |                                    |                |                           |                                   |                |
| Female                           | 244                    | 276                       | 106                                | 43.44          | 131                          | 48                                 | 19.67          | 0                         | 0                                 | 0.00           |
| Male                             | 290                    | 533                       | 143                                | 49.31          | 441                          | 102                                | 35.17          | 0                         | 0                                 | 0.00           |
| <b>RACE</b>                      |                        |                           |                                    |                |                              |                                    |                |                           |                                   |                |
| Asian                            | 3                      | 3                         | 1                                  | 33.33          | 0                            | 0                                  | 0.00           | 0                         | 0                                 | 0.00           |
| Black                            | 323                    | 467                       | 155                                | 47.99          | 424                          | 101                                | 31.27          | 0                         | 0                                 | 0.00           |
| Hispanic                         | 3                      | 11                        | 3                                  | 100.00         | 13                           | 3                                  | 100.00         | 0                         | 0                                 | 0.00           |
| Indian                           | 0                      | 0                         | 0                                  | 0.00           | 0                            | 0                                  | 0.00           | 0                         | 0                                 | 0.00           |
| Multiracial                      | 0                      | 0                         | 0                                  | 0.00           | 0                            | 0                                  | 0.00           | 0                         | 0                                 | 0.00           |
| White                            | 205                    | 328                       | 90                                 | 43.90          | 135                          | 46                                 | 22.44          | 0                         | 0                                 | 0.00           |
| <b>TOTALS</b>                    | 1,807                  | 2,028                     | 709                                | 39.24          | 1,250                        | 411                                | 22.74          | 2                         | 2                                 | 0.11           |
| <b>NOT REPORTED</b> <sup>4</sup> |                        | 0                         | 0                                  |                | 0                            | 0                                  |                | 0                         | 0                                 |                |

1 Number of suspension or expulsion actions. The number is often larger than the number of students because it includes students who receive multiple suspensions or expulsion.

2 Number of individual students who have been suspended or expelled one or more times.

3 Percent of students suspended or expelled of the total category population.

4 Number of students involved in a disciplinary action who were reported by the district without grade-level, gender, or race information.

Florida Department of Education  
 Division of K-12 Public Schools and Student Achievement  
 Bureau of Student Assistance

# Discipline Data

**2002 - 2003**

| JEFFERSON                        | Total<br>#<br>Students | In-School<br>Suspensions  |                                    |                | Out-of-School<br>Suspensions |                                    |                | Expulsions                |                                   |                |
|----------------------------------|------------------------|---------------------------|------------------------------------|----------------|------------------------------|------------------------------------|----------------|---------------------------|-----------------------------------|----------------|
|                                  |                        | #<br>Actions <sup>1</sup> | Students<br>Suspended <sup>2</sup> | % <sup>3</sup> | #<br>Actions <sup>1</sup>    | Students<br>Suspended <sup>2</sup> | % <sup>3</sup> | #<br>Actions <sup>1</sup> | Students<br>Expelled <sup>2</sup> | % <sup>3</sup> |
| <b>ELEMENTARY</b>                | 763                    | 560                       | 165                                | 21.63          | 346                          | 131                                | 17.17          | 0                         | 0                                 | 0.00           |
| <b>GENDER</b>                    |                        |                           |                                    |                |                              |                                    |                |                           |                                   |                |
| Female                           | 367                    | 192                       | 70                                 | 19.07          | 90                           | 46                                 | 12.53          | 0                         | 0                                 | 0.00           |
| Male                             | 396                    | 368                       | 95                                 | 23.99          | 256                          | 85                                 | 21.46          | 0                         | 0                                 | 0.00           |
| <b>RACE</b>                      |                        |                           |                                    |                |                              |                                    |                |                           |                                   |                |
| Asian                            | 1                      | 2                         | 1                                  | 100.00         | 0                            | 0                                  | 0.00           | 0                         | 0                                 | 0.00           |
| Black                            | 510                    | 473                       | 134                                | 26.27          | 303                          | 106                                | 20.78          | 0                         | 0                                 | 0.00           |
| Hispanic                         | 20                     | 3                         | 2                                  | 10.00          | 0                            | 0                                  | 0.00           | 0                         | 0                                 | 0.00           |
| Indian                           | 3                      | 0                         | 0                                  | 0.00           | 0                            | 0                                  | 0.00           | 0                         | 0                                 | 0.00           |
| Multiracial                      | 4                      | 1                         | 1                                  | 25.00          | 3                            | 1                                  | 25.00          | 0                         | 0                                 | 0.00           |
| White                            | 225                    | 81                        | 27                                 | 12.00          | 40                           | 24                                 | 10.67          | 0                         | 0                                 | 0.00           |
| <b>MIDDLE</b>                    | 451                    | 0                         | 0                                  | 0.00           | 495                          | 174                                | 38.58          | 0                         | 0                                 | 0.00           |
| <b>GENDER</b>                    |                        |                           |                                    |                |                              |                                    |                |                           |                                   |                |
| Female                           | 235                    | 0                         | 0                                  | 0.00           | 139                          | 72                                 | 30.64          | 0                         | 0                                 | 0.00           |
| Male                             | 216                    | 0                         | 0                                  | 0.00           | 356                          | 102                                | 47.22          | 0                         | 0                                 | 0.00           |
| <b>RACE</b>                      |                        |                           |                                    |                |                              |                                    |                |                           |                                   |                |
| Asian                            | 0                      | 0                         | 0                                  | 0.00           | 0                            | 0                                  | 0.00           | 0                         | 0                                 | 0.00           |
| Black                            | 312                    | 0                         | 0                                  | 0.00           | 343                          | 130                                | 41.67          | 0                         | 0                                 | 0.00           |
| Hispanic                         | 5                      | 0                         | 0                                  | 0.00           | 4                            | 2                                  | 40.00          | 0                         | 0                                 | 0.00           |
| Indian                           | 0                      | 0                         | 0                                  | 0.00           | 0                            | 0                                  | 0.00           | 0                         | 0                                 | 0.00           |
| Multiracial                      | 1                      | 0                         | 0                                  | 0.00           | 1                            | 1                                  | 100.00         | 0                         | 0                                 | 0.00           |
| White                            | 133                    | 0                         | 0                                  | 0.00           | 147                          | 41                                 | 30.83          | 0                         | 0                                 | 0.00           |
| <b>HIGH</b>                      | 506                    | 0                         | 0                                  | 0.00           | 595                          | 169                                | 33.40          | 1                         | 1                                 | 0.20           |
| <b>GENDER</b>                    |                        |                           |                                    |                |                              |                                    |                |                           |                                   |                |
| Female                           | 250                    | 0                         | 0                                  | 0.00           | 155                          | 60                                 | 24.00          | 0                         | 0                                 | 0.00           |
| Male                             | 256                    | 0                         | 0                                  | 0.00           | 440                          | 109                                | 42.58          | 1                         | 1                                 | 0.39           |
| <b>RACE</b>                      |                        |                           |                                    |                |                              |                                    |                |                           |                                   |                |
| Asian                            | 3                      | 0                         | 0                                  | 0.00           | 1                            | 1                                  | 33.33          | 0                         | 0                                 | 0.00           |
| Black                            | 299                    | 0                         | 0                                  | 0.00           | 407                          | 118                                | 39.46          | 1                         | 1                                 | 0.33           |
| Hispanic                         | 5                      | 0                         | 0                                  | 0.00           | 9                            | 1                                  | 20.00          | 0                         | 0                                 | 0.00           |
| Indian                           | 0                      | 0                         | 0                                  | 0.00           | 0                            | 0                                  | 0.00           | 0                         | 0                                 | 0.00           |
| Multiracial                      | 0                      | 0                         | 0                                  | 0.00           | 0                            | 0                                  | 0.00           | 0                         | 0                                 | 0.00           |
| White                            | 199                    | 0                         | 0                                  | 0.00           | 178                          | 49                                 | 24.62          | 0                         | 0                                 | 0.00           |
| <b>TOTALS</b>                    | 1,720                  | 560                       | 165                                | 9.59           | 1,436                        | 474                                | 27.56          | 1                         | 1                                 | 0.06           |
| <b>NOT REPORTED</b> <sup>4</sup> |                        | 0                         | 0                                  |                | 0                            | 0                                  |                | 0                         | 0                                 |                |

1 Number of suspension or expulsion actions. The number is often larger than the number of students because it includes students who receive multiple suspensions or expulsion.

2 Number of individual students who have been suspended or expelled one or more times.

3 Percent of students suspended or expelled of the total category population.

4 Number of students involved in a disciplinary action who were reported by the district without grade-level, gener, or race information.

Florida Department of Education  
Division of K-12 Public Schools and Student Achievement  
Bureau of Student Assistance

# Discipline Data

**2003 - 2004**

| JEFFERSON                        | Total<br>#<br>Students | In-School<br>Suspensions  |                                    |                | Out-of-School<br>Suspensions |                                    |                | Expulsions                |                                   |                |
|----------------------------------|------------------------|---------------------------|------------------------------------|----------------|------------------------------|------------------------------------|----------------|---------------------------|-----------------------------------|----------------|
|                                  |                        | #<br>Actions <sup>1</sup> | Students<br>Suspended <sup>2</sup> | % <sup>3</sup> | #<br>Actions <sup>1</sup>    | Students<br>Suspended <sup>2</sup> | % <sup>3</sup> | #<br>Actions <sup>1</sup> | Students<br>Expelled <sup>2</sup> | % <sup>3</sup> |
| <b>ELEMENTARY</b>                | 754                    | 707                       | 187                                | 24.80          | 377                          | 121                                | 16.05          | 0                         | 0                                 | 0.00           |
| <b>GENDER</b>                    |                        |                           |                                    |                |                              |                                    |                |                           |                                   |                |
| Female                           | 366                    | 253                       | 71                                 | 19.40          | 98                           | 46                                 | 12.57          | 0                         | 0                                 | 0.00           |
| Male                             | 388                    | 454                       | 116                                | 29.90          | 279                          | 75                                 | 19.33          | 0                         | 0                                 | 0.00           |
| <b>RACE</b>                      |                        |                           |                                    |                |                              |                                    |                |                           |                                   |                |
| Asian                            | 1                      | 0                         | 0                                  | 0.00           | 0                            | 0                                  | 0.00           | 0                         | 0                                 | 0.00           |
| Black                            | 514                    | 611                       | 152                                | 29.57          | 351                          | 106                                | 20.62          | 0                         | 0                                 | 0.00           |
| Hispanic                         | 25                     | 3                         | 2                                  | 8.00           | 0                            | 0                                  | 0.00           | 0                         | 0                                 | 0.00           |
| Indian                           | 2                      | 0                         | 0                                  | 0.00           | 0                            | 0                                  | 0.00           | 0                         | 0                                 | 0.00           |
| Multiracial                      | 5                      | 5                         | 2                                  | 40.00          | 0                            | 0                                  | 0.00           | 0                         | 0                                 | 0.00           |
| White                            | 207                    | 88                        | 31                                 | 14.98          | 26                           | 15                                 | 7.25           | 0                         | 0                                 | 0.00           |
| <b>MIDDLE</b>                    | 398                    | 0                         | 0                                  | 0.00           | 379                          | 141                                | 35.43          | 3                         | 2                                 | 0.50           |
| <b>GENDER</b>                    |                        |                           |                                    |                |                              |                                    |                |                           |                                   |                |
| Female                           | 190                    | 0                         | 0                                  | 0.00           | 92                           | 44                                 | 23.16          | 0                         | 0                                 | 0.00           |
| Male                             | 208                    | 0                         | 0                                  | 0.00           | 287                          | 97                                 | 46.63          | 3                         | 2                                 | 0.96           |
| <b>RACE</b>                      |                        |                           |                                    |                |                              |                                    |                |                           |                                   |                |
| Asian                            | 0                      | 0                         | 0                                  | 0.00           | 0                            | 0                                  | 0.00           | 0                         | 0                                 | 0.00           |
| Black                            | 264                    | 0                         | 0                                  | 0.00           | 248                          | 100                                | 37.88          | 3                         | 2                                 | 0.76           |
| Hispanic                         | 7                      | 0                         | 0                                  | 0.00           | 2                            | 1                                  | 14.29          | 0                         | 0                                 | 0.00           |
| Indian                           | 0                      | 0                         | 0                                  | 0.00           | 0                            | 0                                  | 0.00           | 0                         | 0                                 | 0.00           |
| Multiracial                      | 0                      | 0                         | 0                                  | 0.00           | 0                            | 0                                  | 0.00           | 0                         | 0                                 | 0.00           |
| White                            | 127                    | 0                         | 0                                  | 0.00           | 129                          | 40                                 | 31.50          | 0                         | 0                                 | 0.00           |
| <b>HIGH</b>                      | 465                    | 17                        | 13                                 | 2.80           | 669                          | 173                                | 37.20          | 9                         | 7                                 | 1.51           |
| <b>GENDER</b>                    |                        |                           |                                    |                |                              |                                    |                |                           |                                   |                |
| Female                           | 223                    | 4                         | 4                                  | 1.79           | 158                          | 62                                 | 27.80          | 0                         | 0                                 | 0.00           |
| Male                             | 242                    | 13                        | 9                                  | 3.72           | 511                          | 111                                | 45.87          | 9                         | 7                                 | 2.89           |
| <b>RACE</b>                      |                        |                           |                                    |                |                              |                                    |                |                           |                                   |                |
| Asian                            | 5                      | 0                         | 0                                  | 0.00           | 0                            | 0                                  | 0.00           | 0                         | 0                                 | 0.00           |
| Black                            | 296                    | 17                        | 13                                 | 4.39           | 524                          | 137                                | 46.28          | 8                         | 6                                 | 2.03           |
| Hispanic                         | 3                      | 0                         | 0                                  | 0.00           | 4                            | 1                                  | 33.33          | 0                         | 0                                 | 0.00           |
| Indian                           | 0                      | 0                         | 0                                  | 0.00           | 0                            | 0                                  | 0.00           | 0                         | 0                                 | 0.00           |
| Multiracial                      | 2                      | 0                         | 0                                  | 0.00           | 0                            | 0                                  | 0.00           | 0                         | 0                                 | 0.00           |
| White                            | 159                    | 0                         | 0                                  | 0.00           | 141                          | 35                                 | 22.01          | 1                         | 1                                 | 0.63           |
| <b>TOTALS</b>                    | 1,617                  | 724                       | 200                                | 12.37          | 1,425                        | 435                                | 26.90          | 12                        | 9                                 | 0.56           |
| <b>NOT REPORTED</b> <sup>4</sup> |                        | 0                         | 0                                  |                | 0                            | 0                                  |                | 0                         | 0                                 |                |

1 Number of suspension or expulsion actions. The number is often larger than the number of students because it includes students who receive multiple suspensions or expulsion.

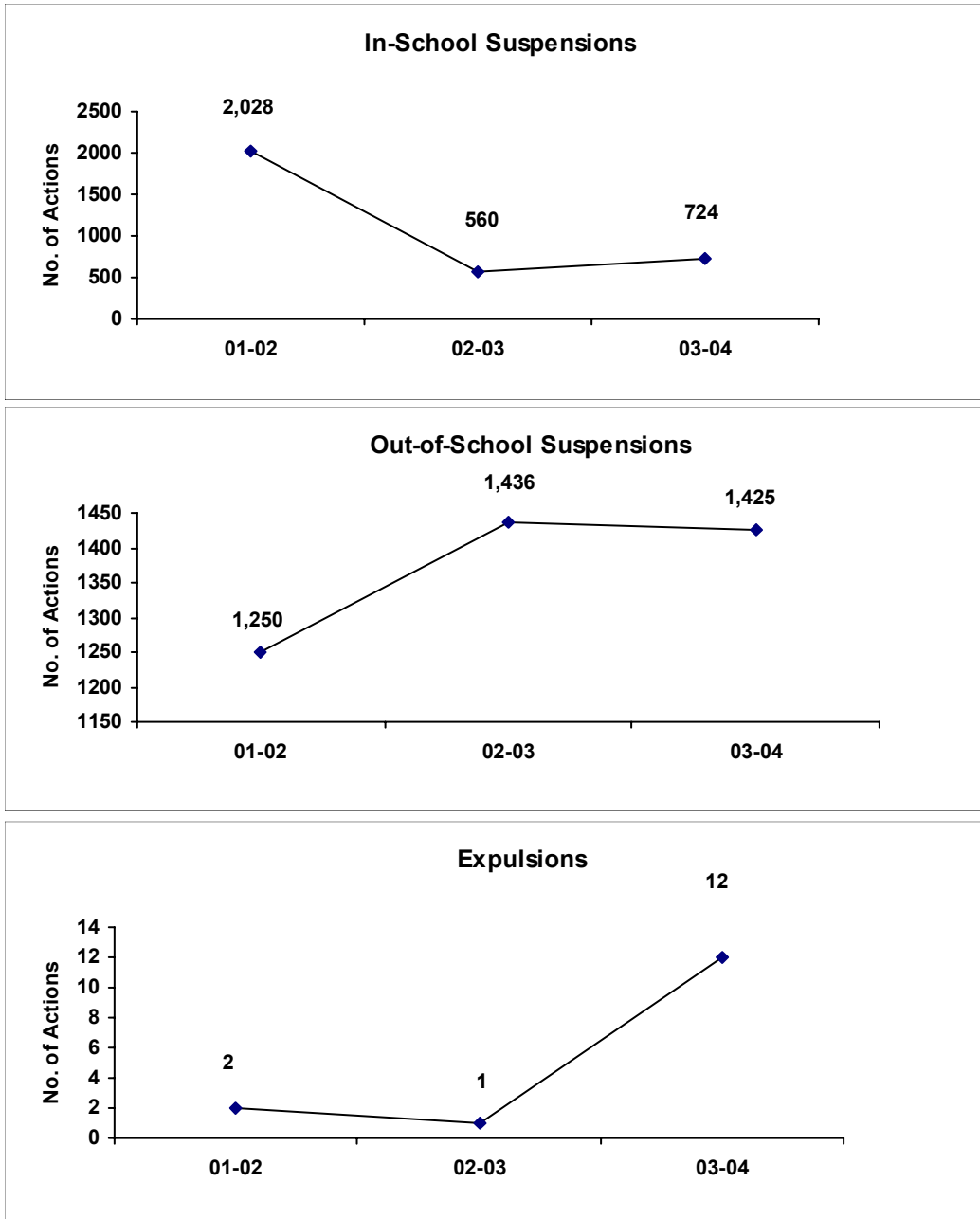
2 Number of individual students who have been suspended or expelled one or more times.

3 Percent of students suspended or expelled of the total category population.

4 Number of students involved in a disciplinary action who were reported by the district without grade-level, gener, or race information.

# Discipline Data: Trends

## JEFFERSON



Note: Graph trends should not be compared because each graph reflects a different Y-Axis scale.