

# ***Keeping the Open Door Open***

## ***Community College Enrollments and Trends***

**Senate Education Appropriations Subcommittee  
December 11, 2003  
Tallahassee, Florida**

**"Florida has the best community college system in the country. Our community colleges are currently preparing more than 800,000 students to enter the workforce with valuable skills or to attend a four-year college ready to succeed." Gov. Bush, State of Education, November 13, 2003.**

## **Florida's Open Door**

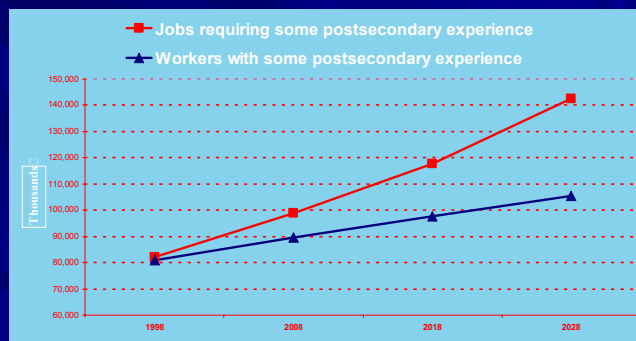
- Florida's community colleges serve 795,319 students, with an annual increase in enrollment averaging about 6.5%.
- The majority of students are "non-traditional" with 52% age 26 years and older; and only 20% of students are 19 years old and younger.
- The majority of students are part-time (over 65%) and enrolled in workforce programs (55%, in headcount).
- Almost 20% of our students are Hispanic; 17% are African American.
- 80% of the minority students served by public colleges and universities begin their postsecondary education at a community college.
- 79% of Pell Grant awards in Florida went to community college students.
- Programs provide lower-level undergraduate instruction, AA and AS degrees, prepare students for workforce positions, provide adult general education, provide student development services, and provide continuing workforce education.
- Colleges expend nearly \$1 billion to operate 28 community colleges on 53 campuses and 154 sites.
- Aid to colleges revenue sources include: 59% General Revenue for the Community College Program Fund; 34% in student fees; and 7% in lottery.

# Successes of Florida's Open Door Policy

- Florida's community colleges top the list of "Top 100 Associate's Degree Producers" in the nation
  - Miami-Dade, Valencia, Broward, St. Petersburg, Santa Fe, and Florida Community College at Jacksonville rank in the top 10
  - Thirteen rank in the top 100
- Florida's community colleges leads the 16 southeastern (SREB) states for both student retention and graduation rate

# Demand for Community College Enrollment

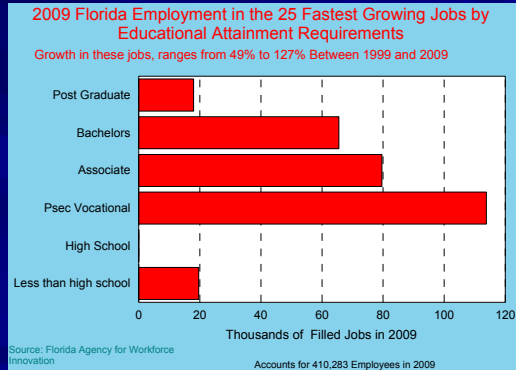
*The need for workers will outpace the production of graduates*



# Demand for Community College Enrollment

A majority of the openings in the fastest growing jobs require less than a bachelor's degree such as:

- ✓ Computer Support Specialist
- ✓ Systems Analyst
- ✓ Desktop Publishing Specialist
- ✓ Surgical Technician
- ✓ Physicians Assistant
- ✓ Respiratory Therapist



# Demand for Community College Enrollment

11 of the 15 fastest growing jobs require less than a Bachelor's Degree

Occupation	Employment-2009	Annual Growth	Educational Attainment
Computer Support Specialist	44,837	8.50%	Voc. Cert. +
Systems Analyst	57,463	7.67%	Associate +
Desktop Publishing Specialist	1,569	6.75%	Voc. Cert. +
Computer Engineer	21,004	6.33%	Bachelors +
Surgical Technician	6,164	6.20%	Voc. Cert. +
Medical Records Technician	10,275	5.66%	Voc. Cert. +
Paralegal	15,692	5.63%	Voc. Cert. +
Medical Assistant	29,750	5.60%	Voc. Cert. +
Data Base Administrator	6,233	5.49%	Associate +
Instructional Coordinator	8,840	5.39%	Bachelors +
Home Health Aid	39,613	5.29%	Voc. Cert. +
Physician Assistant	6,485	5.18%	Associate +
Cardiology Technologist	2,238	5.16%	Bachelors +
Respiratory Therapist	7,961	5.15%	Associate +

Source: Florida Agency for Workforce Innovation

# Demand for Community College Enrollment

*Demand pressures will also come from successful state policies:*

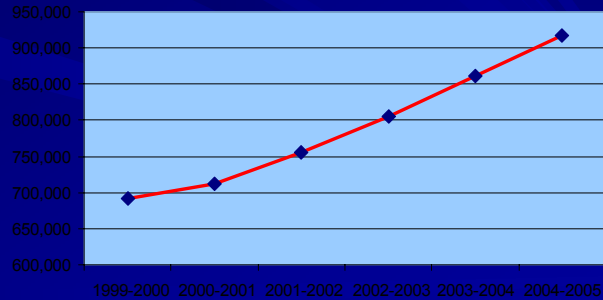
- **Rising student achievement.** As indicated by national data such as the NAEP scores, the A+ Plan for Education is working; which will generate more students who are interested in and eligible for postsecondary education.
- Increasing focus on community colleges and workforce education as “**key infrastructure**” for Florida’s economic development efforts. In regional meetings around the state conducted as part of the Enterprise Florida strategic planning process, this theme emerged on numerous occasions.
- Increasing use of community colleges as **strategic education partners**. Since 2001, concurrent-use partnerships with public and private universities to provide access to bachelors’ degrees on the community college campuses has grown by 56%; and enrollments by 53%.
- Increasing the **use of Florida’s 2+2 system** will continue to drive demand for community college enrollments. More than half of the State University System’s upper division students came through Florida’s community colleges.

# Current and Projected Enrollment

**Fast Facts:**

- 67% of nursing degrees are from community colleges
- 52% of all teachers started at a Florida community college
- 71% of Florida’s community college students transfer into the SUS after earning an associate’s degree
- Community college AA transfer students graduate from ICUF institutions at a higher rate than from the State University System
- Workforce placement rates in high demand fields average over 94% for program completers and nearly 84% for partial completers

Florida Community College System  
Headcount Enrollment  
1999-2000 through 2004-05



# Will Unfunded Growth Close the Open Door?

- Community College Enrollment has increased significantly over the last three years, and we are projecting another **6.5 percent increase for the upcoming year**.
- In a recently released draft report, CEPRI documented an **average enrollment increase of 34% for community college workforce programs** between 1999 and 2002; with increases for **some programs as high as 46%**. Meanwhile, they documented that **funding for the programs has decreased by over \$57 million** over the past seven years.
- State funding has not kept pace with the student enrollment growth, and **student tuition has increased to 34 percent** of the college operating budgets.
- Colleges are having difficulty hiring new full-time faculty and opening new class sections to keep pace with growth, and **many students are not able to register for classes they need** to obtain degrees and certificates because classes are full.

# Colleges Manage Funding Challenges

Questions	Number of Responses	Yes	No
Student tuition/fees will be increased.	28	28 (100%)	0
Course sections will not be sufficient to accommodate all students, resulting in some students being denied admission into courses.	28	27 (96.4%)	1
New and expanded programs needed in your community will be delayed.	28	26 (92.8%)	2
Course sections have larger number of students.	28	26 (92.8%)	2
Stricter energy conservation measures.	28	25 (88.9%)	3
Use of more part-time faculty instead of full-time faculty.	28	25 (88.9%)	3
Deferment of technology acquisition and library resources.	28	23 (80.8%)	5
Deferment of maintenance and repair expenditures.	28	21 (77.8%)	7
Freezing of new employee hires or reduction in force.	28	21 (77.8%)	7
Limitations or reduction in salaries or benefits.	28	20 (70.4%)	8
Reduction in fund balances.	28	19 (66.7%)	9
Reduction in faculty, staff, and program development activities.	28	18 (64.28%)	10
Reduction in spending for community activities and athletics.	28	17 (60.00%)	11
Reduction in student support services.	28	17 (60.00%)	11
Restrict hours for libraries and open labs.	28	16 (55.6%)	12
Limitation or cutbacks in dual enrollment programs.	28	14 (51.9%)	14

# Keeping the Door Open

- \$107 million in additional state funds would address the enrollment increases not funded in last year's budget and the enrollment increases projected for this upcoming year.
  
- Colleges would be able to:
  - ✓ hire new faculty
  - ✓ increase course section offerings
  - ✓ enroll more students especially in targeted areas of great need such as nursing, teaching, and information technology