

2005-06 COMMISSION FOR INDEPENDENT EDUCATION - NON-DEGREE GRADUATES - FALL 2006 FINDINGS

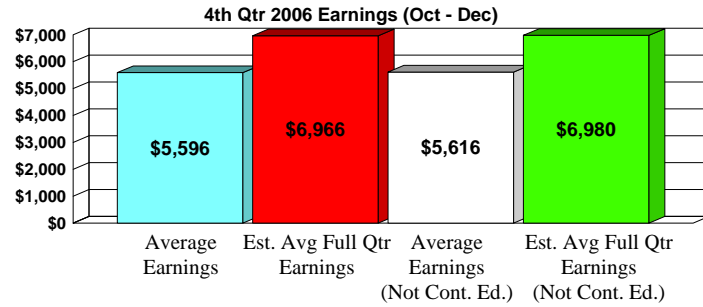
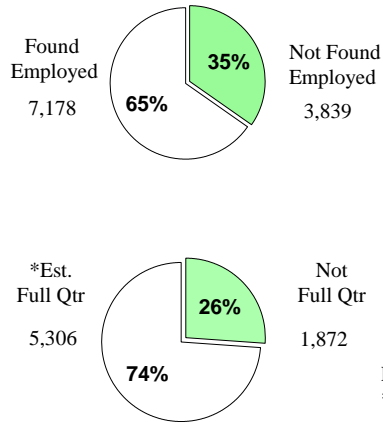
0506209

Total Individuals: **11,017**

Total with Outcome Data: **7,724**

70%

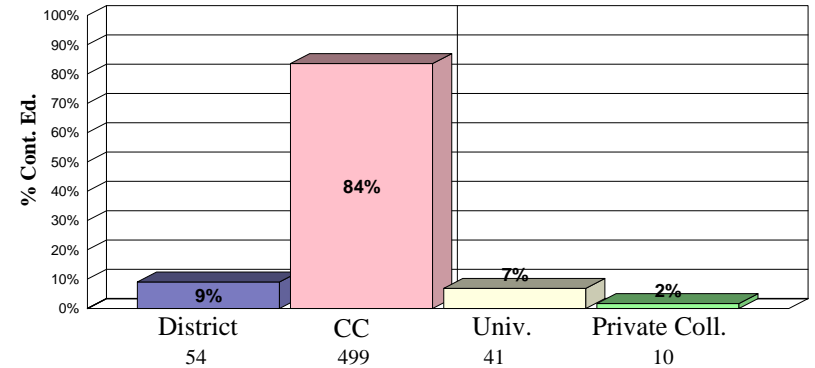
FLORIDA EMPLOYMENT DATA (4th QTR)



Percent working full qtr is of those employed.
 * Est. Avg Full Qtr = earnings of at least \$3,328 per qtr (min. wage x 13 wks. x 40 hrs.)

FLORIDA CONTINUING EDUCATION DATA

Total Cont. their Education (Unduplicated): **597** (5%)
 Found Employed of those Cont. Ed.: 462 (77%)

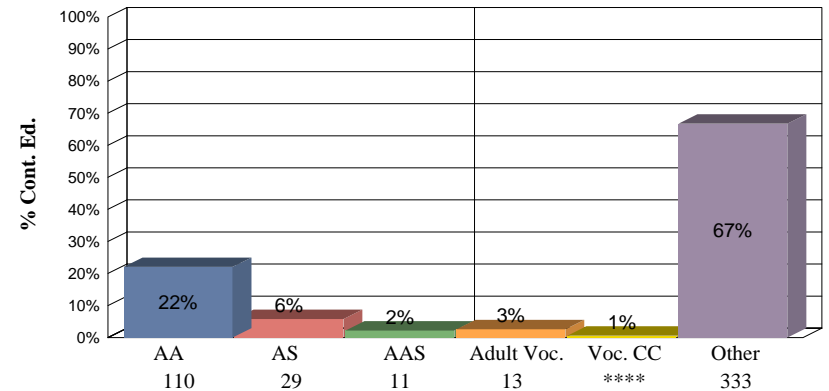


Students may be in multiple settings, therefore, sum may exceed total unduplicated

TOP TEN INDUSTRIES BY FREQUENCY

| Industry | Frequency | Avg Wage |
|--|-----------|----------|
| PROFESSIONAL EMPLOYER ORGANIZATIONS | 704 | \$3,955 |
| OFFICES OF PHYSICIANS (EXCEPT MENTAL HEALTH SPECIALISTS) | 695 | \$4,678 |
| GENERAL MEDICAL AND SURGICAL HOSPITALS | 506 | \$6,764 |
| TEMPORARY HELP SERVICES | 422 | \$2,115 |
| BEAUTY SALONS | 230 | \$3,004 |
| GENERAL FREIGHT TRUCKING, LONG-DISTANCE, TRUCKLOAD | 225 | \$4,323 |
| FULL-SERVICE RESTAURANTS | 200 | \$2,310 |
| NURSING CARE FACILITIES | 192 | \$3,929 |
| LIMITED-SERVICE RESTAURANTS | 166 | \$2,224 |
| OFFICES OF DENTISTS | 157 | \$4,314 |

Community College Cont. Ed. Details



FEDERAL EMPLOYMENT DATA

CIVILIAN EMPLOYMENT: 35 (0%)
 FOUND IN THE MILITARY: 49 (0%)

FLORIDA DEPARTMENT OF CORRECTIONS DATA

INCARCERATED: **** (****)
 COMMUNITY SUPERVISION: 103 (1%)

RECEIVING PUBLIC ASSISTANCE

(Temporary Assistance to Needy Families (TANF), Food Stamps)

RECEIVING PUBLIC ASSISTANCE: 903 (8%)
 ... & EMPLOYED: 566 (63%)