

2004-05 COMMISSION FOR INDEPENDENT EDUCATION - NON-DEGREE GRADUATES - FALL 2005 FINDINGS

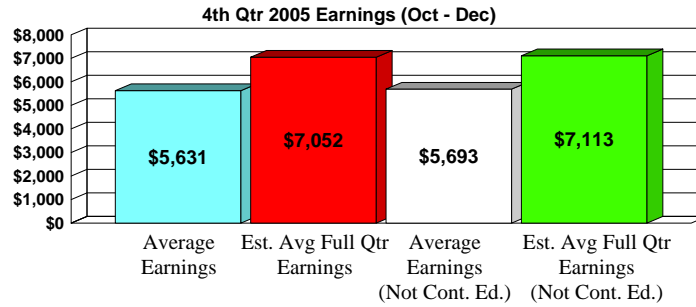
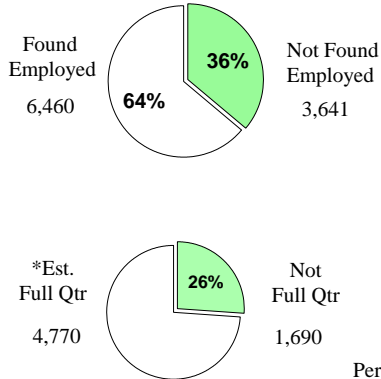
0405429

Total Individuals: **10,101**

Total with Outcome Data: **6,969**

69%

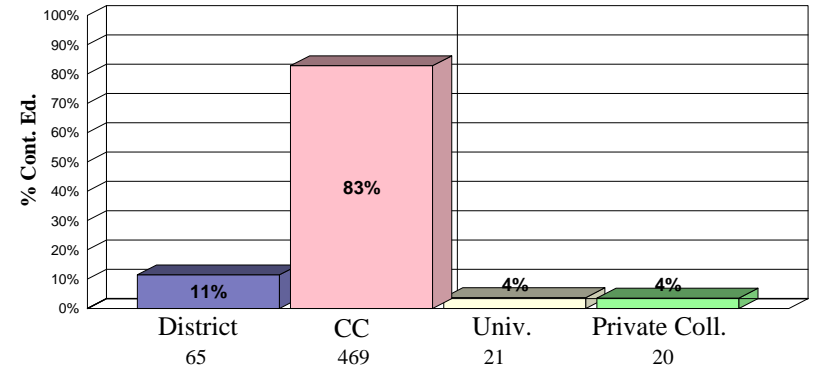
FLORIDA EMPLOYMENT DATA (4th QTR)



Percent working full qtr is of those employed.
 * Est. Avg Full Qtr = earnings of at least \$3,198 per qtr (min. wage x 13 wks. x 40 hrs.)

FLORIDA CONTINUING EDUCATION DATA

Total Cont. their Education (Unduplicated): **566** (6%)
 Found Employed of those Cont. Ed.: 436 (77%)

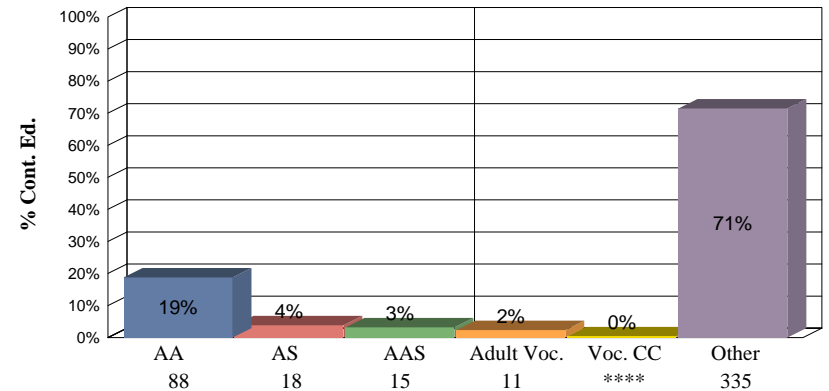


Students may be in multiple settings, therefore, sum may exceed total unduplicated

TOP TEN INDUSTRIES BY FREQUENCY

Industry	Frequency	Avg Wage
OFFICES OF PHYSICIANS (EXCEPT MENTAL HEALTH SPECIALISTS)	598	\$ 4,518
PROFESSIONAL EMPLOYER ORGANIZATIONS	514	\$ 4,564
GENERAL MEDICAL AND SURGICAL HOSPITALS	436	\$ 6,432
TEMPORARY HELP SERVICES	331	\$ 1,928
GENERAL FREIGHT TRUCKING, LONG-DISTANCE, TRUCKLOAD	225	\$ 5,880
FULL-SERVICE RESTAURANTS	157	\$ 2,542
SUPERMARKETS AND OTHER GROCERY (EXCEPT CONVENIENCE) STORES	149	\$ 2,824
BEAUTY SALONS	145	\$ 2,906
OFFICES OF DENTISTS	135	\$ 4,007
NURSING CARE FACILITIES	129	\$ 3,987

Community College Cont. Ed. Details



FEDERAL EMPLOYMENT DATA

CIVILIAN EMPLOYMENT: 21 (0%)
 FOUND IN THE MILITARY: 48 (0%)

FLORIDA DEPARTMENT OF CORRECTIONS DATA

INCARCERATED: **** (****%)
 COMMUNITY SUPERVISION: 101 (1%)

RECEIVING PUBLIC ASSISTANCE

(Temporary Assistance to Needy Families (TANF), Food Stamps)

RECEIVING PUBLIC ASSISTANCE: 844 (8%)
 ... & EMPLOYED: 537 (64%)