



Florida Department
of Education

2011-12 Education Appropriations



Funded by the Educational
Enhancement (Lottery) Trust Fund

March 2012

TABLE OF CONTENTS

	Page
History and Policy: The Florida Lottery and Education	1
Educational Enhancement (Lottery) Trust Fund Appropriations by Fiscal Year	8
Educational Enhancement (Lottery) Trust Fund Appropriations, Operating and Capital Outlay	9
Appropriations from the Educational Enhancement (Lottery) Trust Fund	
2009-10, 2010-11, 2011-12	11
2006-07, 2007-08, 2008-09	12
2003-04, 2004-05, 2005-06	13
1999-00, 2000-01, 2001-02, 2002-03	14
1995-96, 1996-97, 1997-98, 1998-99	15
1991-92, 1992-93, 1993-94, 1994-95	16
1989-90, 1990-91	17
1987-88, 1988-89	19
2011-12 Programs and Projects Funded from the Educational Enhancement (Lottery) Trust Fund	
Public School System	20
Florida College System	27
State Universities	28
Student Financial Aid	29
Educational Enhancement (Lottery) Trust Fund and Total Operating Funds for Education	33
2011-12 Educational Enhancement Trust Fund Allocations for Operations	34
2011-12 FEFP Third Calculation	
District Discretionary Lottery Funds	35
School Recognition Program	35
Bright Futures Scholarship Program Student Disbursements by County and Year	36
K-12 Public School Capital Outlay Construction Bonds	37
Historical Analysis of the General Revenue Fund	38
Educational Enhancement Trust Fund Financial Outlook Statement	39

**HISTORY AND POLICY:
THE FLORIDA LOTTERY AND EDUCATION**

On November 4, 1986, a constitutional amendment was passed in a statewide election creating Article X, Section 15, of the Constitution of the State of Florida. Of the 3,208,295 voters who voted on the amendment, 2,039,437, or 63.57 percent, voted for the amendment while 1,168,858, or 36.43 percent, voted against it. Article X, Section 15, reads as follows:

SECTION 15. State operated lotteries.—

- (a) Lotteries may be operated by the state.
- (b) If any subsection or subsections of the amendment to the Florida Constitution are held unconstitutional for containing more than one subject, this amendment shall be limited to subsection (a) above.
- (c) This amendment shall be implemented as follows:
 - (1) Schedule--On the effective date of this amendment, the lotteries shall be known as the Florida Education Lotteries. Net proceeds derived from the lotteries shall be deposited to a state trust fund, to be designated The State Education Lotteries Trust Fund, to be appropriated by the Legislature. The schedule may be amended by general law.

History.--Proposed by Initiative Petition filed with the Secretary of State June 10, 1985; adopted 1986.

The 1987 Legislature enacted the Florida Public Education Lottery Act (Chapter 87-65, Laws of Florida), which implemented the constitutional amendment. Section 24.102(2), Florida Statutes (F.S.), represents the expression of intent by the Florida Legislature for the lottery.

24.102 Purpose and intent.--

- (1) The purpose of this act is to implement s. 15, Art. X of the State Constitution in a manner that enables the people of the state to benefit from significant additional moneys for education and also enables the people of the state to play the best lottery games available.
- (2) The intent of the Legislature is:
 - (a) That the net proceeds of lottery games conducted pursuant to this act be used to support improvements in public education and that such proceeds not be used as a substitute for existing resources for public education.
 - (b) That the lottery games be operated by a department of state government that functions as much as possible in the manner of an entrepreneurial business enterprise. The Legislature recognizes that the operation of a lottery is a unique activity for state government and that structures and procedures appropriate to the performance of other governmental functions are not necessarily appropriate to the operation of a state lottery.
 - (c) That the lottery games be operated by a self-supporting, revenue-producing department.

- (d) That the department be accountable to the Legislature and the people of the state through a system of audits and reports and through compliance with financial disclosure, open meetings, and public records laws.

History.--s. 2, ch. 87-65; s. 5, ch. 91-45.

The Florida Public Education Lottery Act also created Section 24.121, F.S., which governs the allocation of revenues and expenditures of lottery funds. As amended by Chapter Law noted in the history, Section 24.121, F.S., now reads as follows:

24.121 Allocation of revenues and expenditure of funds for public education.--

- (1) Variable percentages of the gross revenue from the sale of online and instant lottery tickets shall be returned to the public in the form of prizes paid by the department or retailers as authorized by this act. The variable percentages of gross revenue from the sale of online and instant lottery tickets returned to the public in the form of prizes shall be established by the department in a manner designed to maximize the amount of funds deposited under subsection (2).
- (2) Each fiscal year, variable percentages of the gross revenue from the sale of online and instant lottery tickets as determined by the department consistent with subsection (1), and other earned revenue, excluding application processing fees, shall be deposited in the Educational Enhancement Trust Fund, which is hereby created in the State Treasury to be administered by the Department of Education. The Department of the Lottery shall transfer moneys to the Educational Enhancement Trust Fund at least once each quarter. Funds in the Educational Enhancement Trust Fund shall be used to the benefit of public education in accordance with the provisions of this act. Notwithstanding any other provision of law, lottery revenues transferred to the Educational Enhancement Trust Fund shall be reserved as needed and used to meet the requirements of the documents authorizing the bonds issued by the state pursuant to s. 1013.68, s. 1013.70, or s. 1013.737 or distributed to school districts for the Classrooms First Program as provided in s. 1013.68. Such lottery revenues are hereby pledged to the payment of debt service on bonds issued by the state pursuant to s. 1013.68, s. 1013.70, or s. 1013.737. Debt service payable on bonds issued by the state pursuant to s. 1013.68, s. 1013.70, or s. 1013.737 shall be payable from, and is secured by a first lien on, the first lottery revenues transferred to the Educational Enhancement Trust Fund in each fiscal year. Amounts distributable to school districts that request the issuance of bonds pursuant to s. 1013.68(3) are hereby pledged to such bonds pursuant to s. 11(d), Art. VII of the State Constitution.
- (3) The funds remaining in the Operating Trust Fund after transfers to the Educational Enhancement Trust Fund shall be used for the payment of administrative expenses of the department. These expenses shall include all costs incurred in the operation and administration of the lottery and all costs resulting from any contracts entered into for the purchase or lease of goods or services required by the lottery, including, but not limited to:
 - (a) The compensation paid to retailers;
 - (b) The costs of supplies, materials, tickets, independent audit services, independent studies, data transmission, advertising, promotion, incentives, public relations,

communications, security, bonding for retailers, printing, distribution of tickets, and reimbursing other governmental entities for services provided to the lottery; and

- (c) The costs of any other goods and services necessary for effectuating the purposes of this act.
- (4) The unencumbered balance that remains in the Operating Trust Fund at the end of each fiscal year shall be transferred to the Educational Enhancement Trust Fund.
- (5) (a) Public educational programs and purposes funded by the Educational Enhancement Trust Fund may include, but are not limited to, endowment, scholarship, matching funds, direct grants, research and economic development related to education, salary enhancement, contracts with independent institutions to conduct programs consistent with the state master plan for postsecondary education, or any other educational program or purpose deemed desirable by the Legislature. Prior to the expenditure of these funds, each school district shall establish policies and procedures that define enhancement and the types of expenditures consistent with that definition.
- (b) Except as provided in paragraphs (c), (d), and (e), the Legislature shall equitably apportion moneys in the trust fund among public schools, the Florida College System, and universities.
- (c) A portion of such net revenues, as determined annually by the Legislature, shall be distributed to each school district and shall be made available to each public school in the district for enhancing school performance through development and implementation of a school improvement plan pursuant to s. 1001.42(18). A portion of these moneys, as determined annually in the General Appropriations Act, must be allocated to each school in an equal amount for each student enrolled. These moneys may be expended only on programs or projects selected by the school advisory council or by a parent advisory committee created pursuant to this paragraph. If a school does not have a school advisory council, the district advisory council must appoint a parent advisory committee composed of parents of students enrolled in that school, which is representative of the ethnic, racial, and economic community served by the school, to advise the school's principal on the programs or projects to be funded. Neither school district staff nor principals may override the recommendations of the school advisory council or the parent advisory committee. These moneys may not be used for capital improvements or for any project or program that has a duration of more than 1 year; however, a school advisory council or parent advisory committee may independently determine that a program or project formerly funded under this paragraph should receive funds in a subsequent year.
- (d) No funds shall be released for any purpose from the Educational Enhancement Trust Fund to any school district in which one or more schools do not have an approved school improvement plan pursuant to s. 1001.42(18) or do not comply with school advisory council membership composition requirements pursuant to s. 1001.452(1). The Commissioner of Education shall withhold disbursements from the trust fund to any school district that fails to adopt the performance-based salary schedule required by s. 1012.22(1).
- (e) All components of the Florida Bright Futures Scholarship Program shall be funded annually from the Educational Enhancement Trust Fund. Funds shall be allocated to this program prior to application of the formula for equitable

distribution to public schools, the Florida College System, and state universities. If shortages require reductions in estimated distributions from the Educational Enhancement Trust Fund, funds for the Florida Bright Futures Scholarship Program shall be reduced only after reductions in all other distributions are made.

- (f) Each school district shall, on a quarterly basis, make available to the public and distribute, in an easy to understand format, the expenditures of lottery funds allocated to the school district.

History.--s. 21, ch. 87-65; s. 6, ch. 89-208; s. 14, ch. 91-79; s. 2, ch. 91-278; s. 6, ch. 91-283; s. 1, ch. 96-341; s. 10, ch. 97-77; s. 43, ch. 97-190; s. 1, ch. 97-279; s. 12, ch. 97-384; s. 1, ch. 98-271; s. 20, ch. 98-281; s. 26, ch. 99-398; s. 1, ch. 2002-227; s. 883, ch. 2002-387; s. 4, ch. 2003-1; s. 7, ch. 2003-391; s. 1, ch. 2003-406; s. 1, ch. 2004-271; s. 2, ch. 2005-84; s. 12, ch. 2006-79; s. 2, ch. 2008-108.

Taxes paid on slot machine revenues provide yet another source of proceeds for the Educational Enhancement Trust Fund. Section 551.106, F.S., establishes a tax rate on slot machine revenues of 35 percent. The statute requires that the slot machine revenue tax go to the Educational Enhancement Trust Fund.

551.106 License fee; tax rate; penalties.--

(1) LICENSE FEE.--

- (a) Upon submission of the initial application for a slot machine license and annually thereafter, on the anniversary date of the issuance of the initial license, the licensee must pay to the division a nonrefundable license fee of \$3 million for the succeeding 12 months of licensure. In the 2010-2011 fiscal year, the licensee must pay the division a nonrefundable license fee of \$2.5 million for the succeeding 12 months of licensure. In the 2011-2012 fiscal year and for every fiscal year thereafter, the licensee must pay the division a nonrefundable license fee of \$2 million for the succeeding 12 months of licensure. The license fee shall be deposited into the Pari-mutuel Wagering Trust Fund of the Department of Business and Professional Regulation to be used by the division [Division of Pari-Mutuel Wagering] and the Department of Law Enforcement for investigations, regulation of slot machine gaming, and enforcement of slot machine gaming provisions under this chapter. These payments shall be accounted for separately from taxes or fees paid pursuant to the provisions of chapter 550.
- (b) Prior to January 1, 2007, the division shall evaluate the license fee and shall make recommendations to the President of the Senate and the Speaker of the House of Representatives regarding the optimum level of slot machine license fees in order to adequately support the slot machine regulatory program.

(2) TAX ON SLOT MACHINE REVENUES.--

- (a) The tax rate on slot machine revenues at each facility shall be 35 percent. If, during any state fiscal year, the aggregate amount of tax paid to the state by all slot machine licensees in Broward and Miami-Dade Counties is less than the aggregate amount of tax paid to the state by all slot machine licensees in the 2008-2009 fiscal year, each slot machine licensee shall pay to the state within

45 days after the end of the state fiscal year a surcharge equal to its pro rata share of an amount equal to the difference between the aggregate amount of tax paid to the state by all slot machine licensees in the 2008-09 fiscal year and the amount of tax paid during the fiscal year. Each licensee's pro rata share shall be an amount determined by dividing the number 1 by the number of facilities licensed to operate slot machines during the applicable fiscal year, regardless of whether the facility is operating such machines.

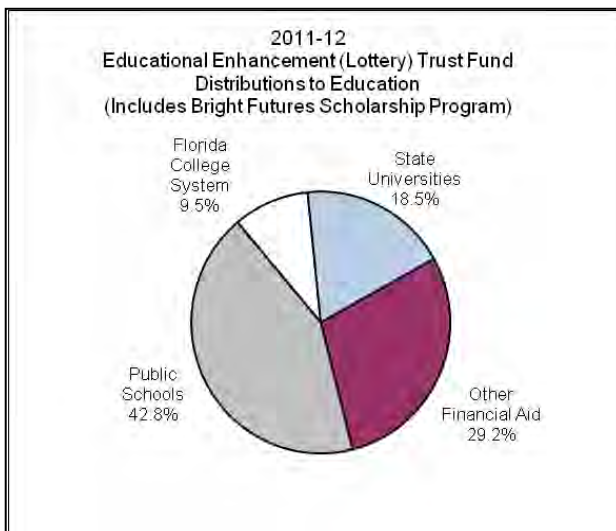
- (b) The slot machine revenue tax imposed by this section shall be paid to the division for deposit into the Pari-mutuel Wagering Trust Fund for immediate transfer by the Chief Financial Officer for deposit into the Educational Enhancement Trust Fund of the Department of Education. Any interest earnings on the tax revenues shall also be transferred to the Educational Enhancement Trust Fund.
- (c)
 1. Funds transferred to the Educational Enhancement Trust Fund under paragraph (b) shall be used to supplement public education funding statewide.
 2. If necessary to comply with any covenant established pursuant to s. 1013.68(4), s. 1013.70(1), or s. 1013.737(3), funds transferred to the Educational Enhancement Trust Fund under paragraph (b) shall first be available to pay debt service on lottery bonds issued to fund school construction in the event lottery revenues are insufficient for such purpose or to satisfy debt service reserve requirements established in connection with lottery bonds. Moneys available pursuant to this subparagraph are subject to annual appropriation by the Legislature.
- (3) **PAYMENT AND DISPOSITION OF TAXES.**--Payment for the tax on slot machine revenues imposed by this section shall be paid to the division. The division shall deposit these sums with the Chief Financial Officer, to the credit of the Pari-mutuel Wagering Trust Fund. The slot machine licensee shall remit to the division payment for the tax on slot machine revenues. Such payments shall be remitted by 3 p.m. Wednesday of each week for taxes imposed and collected for the preceding week ending on Sunday. Beginning on July 1, 2012, the slot machine licensee shall remit to the division payment for the tax on slot machine revenues by 3 p.m. on the 5th day of each calendar month for taxes imposed and collected for the preceding calendar month. If the 5th day of the calendar month falls on a weekend, payments shall be remitted by 3 p.m. the first Monday following the weekend. The slot machine licensee shall file a report under oath by the 5th day of each calendar month for all taxes remitted during the preceding calendar month. Such payments shall be accompanied by a report under oath showing all slot machine gaming activities for the preceding calendar month and such other information as may be prescribed by the division.
- (4) **FAILURE TO PAY TAX; PENALTIES.**--A slot machine licensee who fails to make tax payments as required under this section is subject to an administrative penalty of up to \$10,000 for each day the tax payment is not remitted. All administrative penalties imposed and collected shall be deposited into the Pari-mutuel Wagering Trust Fund of the Department of Business and Professional Regulation. If any slot machine licensee fails to pay penalties imposed by order of the division under this subsection, the division may suspend, revoke, or refuse to renew the license of the slot machine licensee.

(5) SUBMISSION OF FUNDS.--The division may require slot machine licensees to remit taxes, fees, fines, and assessments by electronic funds transfer.

History.--s. 1, ch. 2005-362; s. 1, ch. 2006-27; s. 1, ch. 2007-59; s. 5, ch. 2007-252; s. 21, ch. 2009-170; ss. 4, 5, ch. 2010-29.

Section 1010.70, F.S., as amended by Section 3, Chapter 2005-84, Laws of Florida, provides that each fiscal year, variable percentages of the gross revenue from the sale of online and instant lottery tickets as determined by the department, and other earned revenue, excluding application processing fees, shall be deposited in the Educational Enhancement Trust Fund, which was created by the Florida Public Education Lottery Act. The remaining monies are to be used to pay the expenses of running the lottery. Section 24.121, F.S., requires that at the end of each fiscal year unencumbered funds in the Lottery Department's operating budget be transferred to the Educational Enhancement Trust Fund.

Another source of revenue for the Educational Enhancement Trust Fund is dealer collection allowances. Section 212.12(1)(c), F.S., states that sales and use tax dealers who are entitled to a collection allowance as compensation for keeping prescribed records, filing timely returns, conducting proper accounting, and remitting taxes on time may elect to donate their collection allowance to the Educational Enhancement Trust Fund.



Education's share of the lottery and slot machine proceeds is deposited into the Educational Enhancement Trust Fund. Each year the Legislature determines which programs will be funded from education's share of the lottery and slot machine proceeds and the amount of such funding. The 1991 Legislature began a policy of providing lump-sum funding to the school districts, Florida College System, and state universities. The school districts, Florida College System, and state universities were assigned responsibility for defining how they

planned to use the funds for educational enhancement.

With Chapter 97-77, Laws of Florida, the 1997 Legislature established the Florida Bright Futures Scholarship Program with the intention that all components of the program be funded from the Educational Enhancement Trust Fund (Section 1009.53, F.S.). Bright Futures appropriations are funded first and the remainder of the funds is distributed to the educational delivery systems. For 2011-12, approximately 43 percent will be distributed to school districts, 10 percent to the Florida College System, 18 percent to the state universities, 25 percent to Bright Futures, and 4 percent to other student financial aid.

As part of the SMART Schools Act of 1997, the Legislature established a 20-year capital outlay funding program designed to provide approximately \$2 billion in lottery funds to school districts for the construction of permanent classrooms. Under this Act, the Classrooms First Program, the Effort Index, and Small County Assistance programs were created to alleviate overcrowding in Florida's public schools and eliminate the need for relocatable or portable classrooms. These programs were mainly funded through the issuance of bonds supported by lottery revenues.

Other programs supported by lottery revenues include the Classrooms for Kids and the District Effort Recognition Programs, which were established by the 2003 Legislature to provide funding for class size reduction projects so that school districts could comply with the constitutional provisions for reducing class sizes. To date, the Legislature has granted over \$1.9 billion in fixed capital outlay appropriations funded through the issuance of bonds supported by lottery revenues for this purpose.

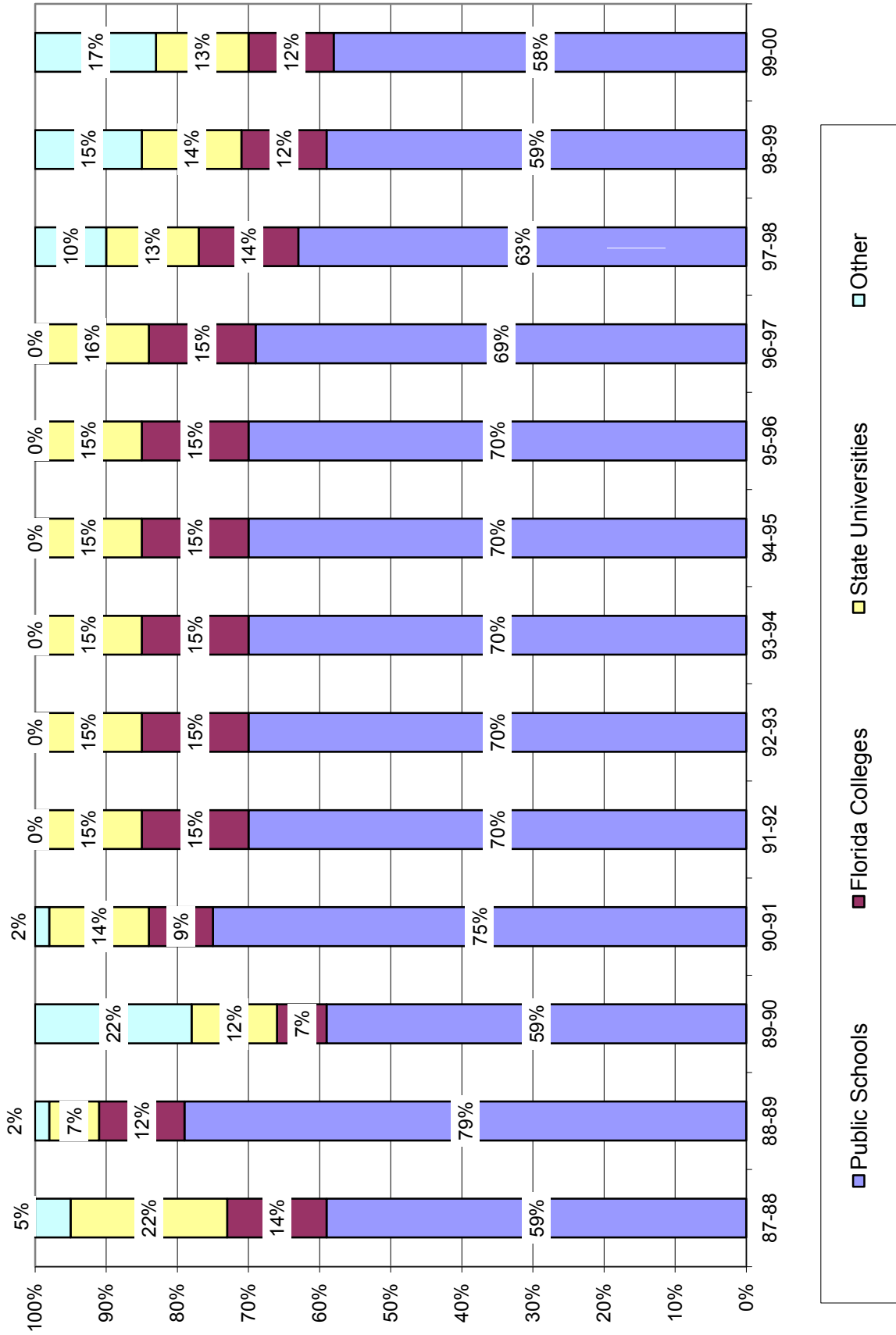
**EDUCATIONAL ENHANCEMENT (LOTTERY) TRUST FUND
Appropriations By Fiscal Year**

Fiscal Year	Public Schools (1)	Florida Colleges	State Universities	Other *	Total Appropriations
1987-88	84,902,081	20,160,701	32,254,063	7,175,081	144,491,926
1988-89	258,596,804	38,091,575	24,807,400	6,169,402	327,665,181
1989-90	678,145,713	79,728,147	141,354,226	252,627,355	1,151,855,441
1990-91	748,942,205	88,711,838	142,008,682	22,521,915	1,002,184,640
1991-92	597,070,000	127,915,000	127,915,000	0	852,900,000
1992-93	584,000,000	125,200,000	125,200,000	0	834,400,000
1993-94	601,000,000	128,900,000	128,900,000	0	858,800,000
1994-95	664,200,000	142,300,000	142,300,000	0	948,800,000
1995-96	580,230,000	124,350,000	124,400,000	0	828,980,000
1996-97	570,290,000	126,210,000	132,210,000	0	828,710,000
1997-98	518,995,289	111,379,348	111,229,348	80,000,000	821,603,985
1998-99	476,290,000	102,055,000	113,832,965	120,000,000	812,177,965
1999-00	453,101,000	97,170,000	104,067,504	130,000,000	784,338,504
2000-01	554,300,000	102,200,000	102,198,463	162,500,000	921,198,463
2001-02	576,410,000	98,679,510	98,679,510	221,415,980	995,185,000
2002-03	514,471,506	101,346,245	110,028,746	243,653,494	969,499,991
2003-04	614,600,000	124,079,148	163,968,799	256,112,881	1,158,760,828
2004-05	650,039,045	98,900,000	129,771,266	301,451,153	1,180,161,464
2005-06	556,776,676	106,800,000	144,700,000	329,900,000	1,138,176,676
2006-07	599,095,913	175,008,007	297,171,620	367,790,000	1,439,065,540
2007-08	709,795,379	161,401,183	239,024,125	422,299,817	1,532,520,504
2008-09	659,166,312	124,770,300	219,373,906	474,142,852	1,477,453,370
2009-10	651,508,725	116,959,158	201,172,732	454,227,268	1,423,867,883
2010-11	569,542,395	126,959,158	230,671,087	373,442,455	1,300,615,095
2011-12	587,820,636	130,359,158	253,924,085	400,688,958	1,372,792,837

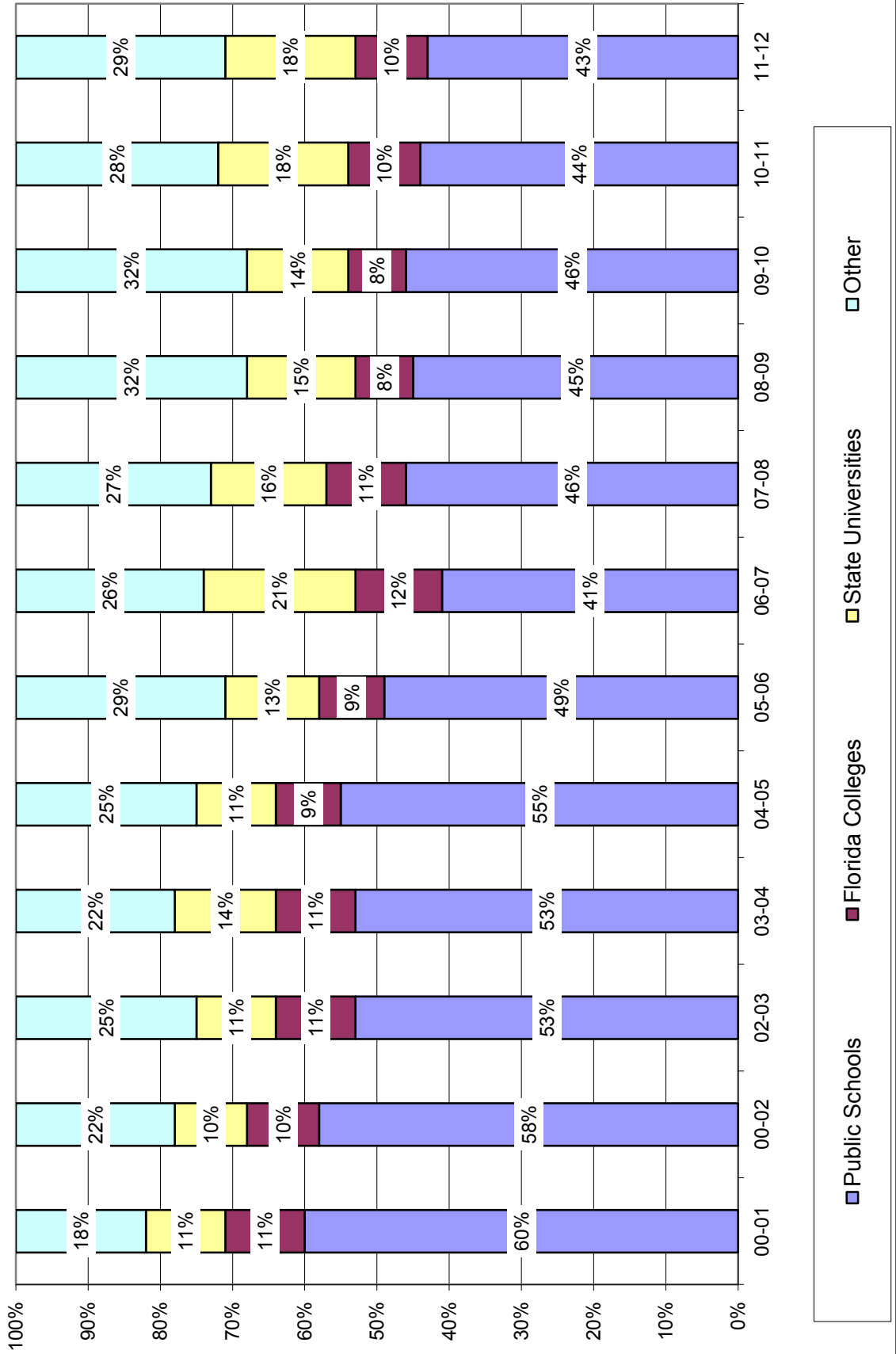
* For 2002-03 and 2004-05, "Other" category did not consist entirely of Student Financial Aid.

(1) Additional fixed capital outlay appropriations were received in the Lottery Capital Outlay Trust Fund for bonded projects to reduce class size. These appropriations are funded through the issuance of bonds supported by lottery revenues.

Educational Enhancement (Lottery) Trust Fund Appropriations Operating and Capital Outlay



Educational Enhancement (Lottery) Trust Fund Appropriations Operating and Capital Outlay



**EDUCATIONAL ENHANCEMENT (LOTTERY) TRUST FUND
2009-10, 2010-11 and 2011-12 Appropriations**

	<u>2009-10</u>	<u>2010-11</u>	<u>2011-12</u>
Public Schools			
Class Size Reduction	189,849,480	103,776,356	103,776,356
Class Size Reduction Lottery Capital Outlay Program (Debt Service)(1)	151,922,482	154,721,252	154,883,241
Classrooms First Bond Program (Debt Service and Projects)	166,957,717	164,766,967	162,109,596
Florida Education Finance Program	9,036,490	9,036,490	12,327,001
School District Discretionary Lottery Funds*/School Recognition	129,914,030	129,914,030	119,596,643
	<u>647,680,199</u>	<u>562,215,095</u>	<u>552,692,837</u>
Workforce Education (non-FEFP)	3,828,526	7,327,300	35,127,799
	<u>3,828,526</u>	<u>7,327,300</u>	<u>35,127,799</u>
Florida Colleges			
Community College Lottery Funds*	116,959,158	126,959,158	130,359,158
	<u>116,959,158</u>	<u>126,959,158</u>	<u>130,359,158</u>
State Universities			
Education and General Activities*	173,816,968	203,274,204	225,687,387
UF - Institute of Food and Agricultural Sciences	12,533,877	12,533,877	12,533,877
University of South Florida Medical Center	8,436,061	8,461,475	9,301,290
University of Florida Health Center	5,796,416	5,796,416	5,796,416
Florida State University Medical School	589,410	605,115	605,115
	<u>201,172,732</u>	<u>230,671,087</u>	<u>253,924,085</u>
Student Financial Aid			
Florida's Bright Futures Scholarship Program	418,878,452	338,367,564	350,000,000
First Generation in College Matching Grant Program	6,848,120	6,574,195	5,588,066
Other State Student Financial Aid	28,500,696	28,500,696	45,100,892
	<u>454,227,268</u>	<u>373,442,455</u>	<u>400,688,958</u>
Total Department	<u>1,423,867,883</u>	<u>1,300,615,095</u>	<u>1,372,792,837</u>

* District School Boards, Florida College System Boards of Trustees, and the University Board of Trustees determine the expenditure of these funds to enhance education.

(1) Additional fixed capital outlay appropriations were received in the Lottery Capital Outlay Trust Fund for projects to reduce class size. These appropriations are funded through the issuance of bonds supported by lottery revenues. The debt service reflects payments on the bonds.

**EDUCATIONAL ENHANCEMENT (LOTTERY) TRUST FUND
2006-07, 2007-08, 2008-09 Appropriations**

	<u>2006-07</u>	<u>2007-08</u>	<u>2008-09</u>
Public Schools			
Class Size Reduction	75,718,007	144,185,962 ^	114,354,421 <
Class Size Reduction Lottery Capital Outlay Program (Debt Service)(1)	100,310,506	119,710,506 ^	155,000,000
Classrooms First Bond Program (Debt Service and Projects)	167,885,407	166,892,742	166,934,217
District Cost Differential (DCD) Transition Supplement	0	15,000,000	0
Excellent Teaching	0	3,000,000 ^	3,000,000 <
School District Discretionary Lottery Funds*	125,894,447	100,538,358 ^	65,474,309 <
School Recognition/Merit Schools	129,287,546	157,587,811	147,235,894
School Safety/Emergency Preparedness	0	2,880,000 ^	0
	<u>599,095,913</u>	<u>709,795,379</u>	<u>651,998,841</u>
Workforce Education (non-FEFP)	<u>0</u>	<u>0</u>	<u>7,167,471 <</u>
	0	0	7,167,471
Community Colleges			
Community College Lottery Funds*	120,000,000	112,252,800 ^	124,770,300 <
Critical Jobs Initiative	20,000,000	0	0
Facilities Matching Program	35,008,007	0	0
Florida's Two Plus Two Public and Private Partnerships	0	489,600 ^	0
Program Challenge Grants	0	48,658,783	0
	<u>175,008,007</u>	<u>161,401,183</u>	<u>124,770,300</u>
State Universities			
Education and General Activities*	157,843,843	149,410,324 ^	195,717,966 <
UF - Institute of Food and Agricultural Sciences	9,320,592	8,371,768 ^	11,365,268 <
University of South Florida Medical Center	2,698,719	2,590,770 ^	4,241,041
University of Florida Health Center	7,165,799	4,311,167 ^	7,026,684
Florida State University Medical School	3,132	3,132	1,022,947
Facility Enhancement Challenge Grants	55,971,620	0	0
Program Challenge Grants	64,167,915	74,336,964	0
	<u>297,171,620</u>	<u>239,024,125</u>	<u>219,373,906</u>
Student Financial Aid			
Florida's Bright Futures Scholarship Program	346,342,906	383,185,153 ^	435,275,538 <
First Generation in College Matching Grant Program	0	8,245,000 ^	7,997,650
Other State Student Financial Aid	21,447,094	30,869,664	30,869,664
	<u>367,790,000</u>	<u>422,299,817</u>	<u>474,142,852</u>
Total Department	<u><u>1,439,065,540</u></u>	<u><u>1,532,520,504</u></u>	<u><u>1,477,453,370</u></u>

* District School Boards, Community College Boards of Trustees, and the University Board of Trustees determine the expenditure of these funds to enhance education.

^ NOTE: Changes in original appropriations were made in 2007-08 Special Session C and the Special Appropriations Act for Fiscal Year 2007-08. Please see Chapter 2007-326, L.O.F., and Chapter 2008-1, L.O.F.

< NOTE: Changes in original appropriations were made in 2008-09 Special Session A, some of which were vetoed by the Governor, the September 10, 2008 Legislative Budget Commission Meeting, and the June 17, 2009 Legislative Budget Commission Meeting. Please see Chapter 2009-1, L.O.F., and the Governor's January 27, 2009 veto.

(1) Additional fixed capital outlay appropriations were received in the Lottery Capital Outlay Trust Fund for projects to reduce class size. These appropriations are funded through the issuance of bonds supported by lottery revenues. The debt service reflects payments on the bonds.

**EDUCATIONAL ENHANCEMENT (LOTTERY) TRUST FUND
2003-04, 2004-05, 2005-06 Appropriations**

	2003-04	2004-05	2005-06
Public Schools			
Assistance to Low Performing Schools	998,000	5,500,000	0
Class Size Reduction	80,000,007	97,904,975	75,718,007
Class Size Reduction Lottery Capital Outlay Program (Debt Service)(1)	56,000,000	43,902,077	43,902,077
Classrooms First Bond Program (Debt Service and Projects)	169,000,000	169,000,000	169,000,000
Education Partnerships	0	4,000,000	0
Excellent Teaching	475,000	0	0
Florida Information Resource Network/Reading	0	7,850,221	0
Florida School for the Deaf and Blind	130,000	0	0
Instructional Technology	0	1,000,000	0
K-8 Virtual Education	4,800,000	4,640,000	0
Mentoring/Student Assistance Initiatives	12,250,000	13,895,000	0
Public School Technology	2,250,000	0	0
Reading Programs	0	38,149,779	0
School and Instructional Enhancements	160,000	660,000	0
School District Discretionary Lottery Funds*	123,449,842	103,449,842	146,240,454
School Recognition/Merit Schools	140,000,000	160,000,000	117,209,388
Supplemental Academic Instruction	25,000,000	0	0
Teacher Professional Development	87,151	87,151	0
	<u>614,600,000</u>	<u>650,039,045</u>	<u>552,069,926</u>
Workforce Education			
Critical Jobs Initiative	0	0	4,706,750
	<u>0</u>	<u>0</u>	<u>4,706,750</u>
Community Colleges			
Community College Lottery Funds*	93,900,000	98,900,000	101,100,000
Critical Jobs Initiative	0	0	5,700,000
Facilities Matching Program	0	0	0
Program Challenge Grants	30,179,148 **	0	0
	<u>124,079,148</u>	<u>98,900,000</u>	<u>106,800,000</u>
State Universities			
Education and General Activities*	86,731,478	111,473,560	122,286,758
UF - Institute of Food and Agricultural Sciences	5,087,910	9,563,810	8,720,592
University of South Florida Medical Center	2,601,539	2,698,719	2,698,719
University of Florida Health Center	4,132,041	4,490,799	4,490,799
Florida State University Medical School	3,132	3,132	3,132
Facility Enhancement Challenge Grants	0	0	0
Challenge Grants	65,412,699 **	1,541,246	6,500,000
	<u>163,968,799</u>	<u>129,771,266</u>	<u>144,700,000</u>
State Board of Education			
Assessment and Evaluation	0	5,000,000	0
Total	<u>0</u>	<u>5,000,000</u>	<u>0</u>
Student Financial Aid			
Florida's Bright Futures Scholarship Program	235,688,631	275,989,784 ***	311,772,580
Other State Student Financial Aid	20,424,250	20,461,369	18,127,420
	<u>256,112,881</u>	<u>296,451,153</u>	<u>329,900,000</u>
Total Department	<u>1,158,760,828</u>	<u>1,180,161,464</u>	<u>1,138,176,676</u>

* District School Boards, Community College Boards of Trustees, and the University Board of Trustees determine the expenditure of these funds to enhance education.

** Includes \$6,179,148 for Community Colleges and \$23,968,779 for Universities for Challenge Grants from House Bill 43E.

*** In 2004-05, a \$7,883,680 budget amendment to Bright Futures was approved.

(1) Additional fixed capital outlay appropriations were received in the Lottery Capital Outlay Trust Fund for bonded projects to reduce class size. These appropriations are funded through the issuance of bonds supported by lottery revenues. The debt service reflects payments on the bonds.

EDUCATIONAL ENHANCEMENT (LOTTERY) TRUST FUND
1999-00, 2000-01, 2001-02, 2002-03 Appropriations

	1999-00	2000-01	2001-02	2002-03
Public Schools				
School District Discretionary Lottery Funds *	151,176,000	190,125,000	195,250,000	184,155,000
School Recognition/Merit Schools **	15,000,000	60,000,000	113,500,000	122,770,000
Classrooms First Bond Program (Debt Service and Projects)	180,000,000	180,000,000	180,000,000	180,000,000
Assistance to Low Performing Schools	0	17,250,000	3,776,000 ***	0
Pre-School Coalition Incentive Funds	2,085,000	2,085,000	0	0
School Readiness Partnership	1,075,000	1,075,000	0	0
Pre-School Projects	103,765,000	103,765,000	0	0
Public School Technology	0	0	62,400,000	0
Reading Programs	0	0	0 ***	0
Mentoring/Student Assistance Initiatives	0	0	12,390,000 ***	12,300,000 +
Communities in Schools	0	0	1,000,000	0
Teacher Professional Development	0	0	0 ***	0
School and Instructional Enhancements	0	0	489,790 ***	0
Teacher Training	0	0	7,354,210	0
Excellent Teaching	0	0	0	10,246,506
Extended School Year	0	0	0	5,000,000
Exceptional Education	0	0	0 ***	0
Teacher Recruitment Campaign	0	0	250,000	0
Total	453,101,000	554,300,000	576,410,000	514,471,506
Community Colleges				
Community College Lottery Funds *	95,170,000	102,200,000	94,687,500	92,900,000
Performance Based Incentive Programs	2,000,000	0	0	0
Information Technology Enhancement Grants	0	0	1,992,010	8,446,245
Library Automation	0	0	2,000,000	0
Total	97,170,000	102,200,000	98,679,510	101,346,245
State Universities				
Education and General Activities *	75,809,222	89,509,540	81,849,166	84,762,878
UF-Institute of Food and Agricultural Sciences	9,047,048	5,322,263	5,445,038	5,087,910
University of South Florida Medical Center	4,224,159	2,898,477	2,822,040	2,601,539
University of Florida Health Center	8,089,571	4,468,183	4,571,256	4,132,041
Florida State University Medical School	0	0	0	3,132
I-4 Corridor/High Technology Research	0	0	0	5,000,000
Board of Governors - Challenge Grants	6,897,504	0	3,992,010	8,441,246
Total	104,067,504	102,198,463	98,679,510	110,028,746
State Board of Education				
Bright Futures Testing Program	0	0	0	7,905,600
Total	0	0	0	7,905,600
Student Financial Aid				
Florida's Bright Futures Scholarship Program	130,000,000	143,100,000	202,000,000	218,970,000
Other State Student Financial Aid	0	19,400,000	19,415,980	16,777,894
Total	130,000,000	162,500,000	221,415,980	235,747,894
Total Department	784,338,504	921,198,463	995,185,000	969,499,991

* District School Boards, Community College Boards of Trustees, and the University Board of Trustees determine the expenditure of these funds to enhance education.

** In 1999-00, an additional \$15 million budget amendment was approved.

In 2000-01, an additional \$24 million budget amendment was approved.

*** Assistance to Low Performing Schools, vetoed \$3,280,000; Reading Programs, vetoed \$1,731,428; Mentoring/Student Assistance Initiatives, vetoed \$1,425,000; Teacher Professional Development, vetoed \$1,250,000; School and Instructional Enhancements, vetoed \$6,843,572; Exceptional Education, vetoed \$600,000. The net decrease to the original appropriation was \$15,130,000, for an adjusted appropriation total of \$930,870,000.

NOTE: 2001-02 Special Session C added an additional \$25,000,000 to the School District Discretionary Lottery Fund; added \$34,325,000 to Public School Technology; reduced Assistance to Low Performing Schools by \$944,000; reduced Mentoring/Student Assistance Initiatives by \$710,000; added \$7,354,210 for Teacher Training; reduced School and Instructional Enhancements by \$460,210; and reduced Teacher Recruitment Campaign by \$250,000. The net increase to the adjusted appropriation was \$64,315,000, for a total of \$995,185,000.

+ Mentoring/Student Assistance Initiatives, vetoed \$300,000.

EDUCATIONAL ENHANCEMENT (LOTTERY) TRUST FUND
1995-96, 1996-97, 1997-98, 1998-99 Appropriations
1997-98 Revised Pursuant to House Bill 17-A

	1995-96	1996-97	1997-98	1998-99
Public Schools				
School District Discretionary Lottery Funds *	476,062,645	463,290,000	232,070,289	183,975,000
School Recognition/Merit Schools	0	0	0	5,390,000
Classrooms First Bond Program (Debt Service and Projects)	0	0	180,000,000	180,000,000
Coalition Incentive Funds	0	0	0	3,000,000
Technology Matching Grants	0	0	**	0
Pre-School Projects	104,167,355	107,000,000	106,925,000	103,925,000
Total	<u>580,230,000</u>	<u>570,290,000</u>	<u>518,995,289</u>	<u>476,290,000</u>
Community Colleges				
Community College Lottery Funds *	116,550,000	120,660,000	109,229,348	98,900,000
Community College Endowment	2,750,000	2,750,000	0	0
Nursing Education Challenge Grant Fund	800,000	800,000	0	0
Incentive Grants - Expanded Program	2,250,000	0	0	0
Endowment Matching Fund	0	0	0	1,155,000
Performance Based Incentive Program	2,000,000	2,000,000	2,000,000	2,000,000
Transfer to FIRN	0	0	150,000	0
Total	<u>124,350,000</u>	<u>126,210,000</u>	<u>111,379,348</u>	<u>102,055,000</u>
State Universities				
State University System Lottery Funds *	122,150,000	127,210,000	0	0
Education and General Activities *	0	0	88,167,837	78,065,877
UF-Institute of Food and Agriculture Sciences	0	0	9,718,244	9,628,107
University of South Florida Medical Center	0	0	4,578,866	4,531,456
University of Florida Health Center	0	0	8,764,401	8,674,560
Challenge Grants	2,250,000	5,000,000	0	12,932,965
Total	<u>124,400,000</u>	<u>132,210,000</u>	<u>111,229,348</u>	<u>113,832,965</u>
Student Financial Aid				
Florida's Bright Futures Scholarship Program	0	0	75,000,000	120,000,000
Prepaid Tuition Scholarships	0	0	2,000,000	0
Minority Teacher Scholarship Program	0	0	3,000,000	0
Total	<u>0</u>	<u>0</u>	<u>80,000,000</u>	<u>120,000,000</u>
Total Department	<u><u>828,980,000</u></u>	<u><u>828,710,000</u></u>	<u><u>821,603,985</u></u>	<u><u>812,177,965</u></u>

* District School Boards, Community College Boards of Trustees, and the University Board of Trustees determine the expenditure of these funds to enhance education.

** \$5,000,000 Vetoed

Notes:

Due to a revenue shortfall in 1995-96, appropriations were reduced as follows: Public Schools, \$3,080,000; Community Colleges, \$660,000; and State Universities, \$660,000.

Due to a revenue shortfall in 1996-97, appropriations were reduced as follows: Public Schools, \$10,010,000; Community Colleges, \$2,145,000; and State Universities, \$2,145,000.

EDUCATIONAL ENHANCEMENT (LOTTERY) TRUST FUND

1991-92, 1992-93, 1993-94, 1994-95 Appropriations

	<u>1991-92</u>	<u>1992-93</u>	<u>1993-94</u>	<u>1994-95</u>
Public Schools				
School District Discretionary Lottery Funds *	505,639,799	505,427,645	483,527,645	502,032,645
Instructional Strategies Enhancement	8,857,846	0	0	0
High Performance Incentive Program	4,000,000	0	0	0
Performance Based Incentive Program	0	0	0	2,000,000
Public School Technology	0	0	38,900,000	56,000,000
Pre-School Projects	<u>78,572,355</u>	<u>78,572,355</u>	<u>78,572,355</u>	<u>104,167,355</u>
Total	<u>597,070,000</u>	<u>584,000,000</u>	<u>601,000,000</u>	<u>664,200,000</u>
Community Colleges				
Community College Lottery Funds *	124,365,000	121,650,000	123,851,436	125,782,430
Library Resources	0	0	0	5,429,471
Auxiliary Learning Aids	0	0	0	998,700
Endowment Matching Fund	2,750,000	2,750,000	2,750,000	5,500,000
Library Automation	0	0	1,498,564	989,399
Performance Based Incentive Program	0	0	0	2,000,000
Nursing Education Challenge Grant Fund	<u>800,000</u>	<u>800,000</u>	<u>800,000</u>	<u>1,600,000</u>
Total	<u>127,915,000</u>	<u>125,200,000</u>	<u>128,900,000</u>	<u>142,300,000</u>
State Universities				
State University System Lottery Funds *	124,515,000	113,641,421	104,541,421	128,230,000
Library Resources	0	3,258,579	3,258,579	4,565,000
Transfer to Major Gifts Trust Fund	0	0	2,200,000	3,564,920
Transfer to Eminent Scholars Trust Fund	0	0	2,200,000	3,564,920
Student Financial Aid	0	8,300,000	8,300,000	0
Facility Enhancement Challenge Grant	<u>3,400,000</u>	<u>0</u>	<u>8,400,000</u>	<u>2,375,160</u>
Total	<u>127,915,000</u>	<u>125,200,000</u>	<u>128,900,000</u>	<u>142,300,000</u>
Total Department	<u><u>852,900,000</u></u>	<u><u>834,400,000</u></u>	<u><u>858,800,000</u></u>	<u><u>948,800,000</u></u>

* District School Boards, Community College Boards of Trustees, and the University Board of Trustees determine the expenditure of these funds to enhance education.

Note: Due to a revenue shortfall for 1994-95, appropriations were reduced as follows: Public Schools, \$15,890,000; Community Colleges, \$3,405,000; and State Universities, \$3,405,000.

**EDUCATIONAL ENHANCEMENT (LOTTERY) TRUST FUND
1989-90, 1990-91 Appropriations**

	1989-90	1990-91
Public Schools		
Florida Education Finance Program	456,234,934	534,569,316
Transportation	18,000,000	14,795,770
School Bus Replacement	20,000,000	15,500,000
Instructional Materials	10,000,000	22,622,442
Compensatory Education	639,822	2,601,879
Diagnostic and Learning Resource Centers	33,262	134,100
Community Schools	1,300,000	1,300,000
Student Development Services	621,562	672,831
School Volunteer Program	100,000	102,070
PREP (K-3 Improvement)	13,069,151	15,230,461
Writing Skills	590,562	603,446
Summer Inservice Institutes	11,250,000	812,500
Safe Schools/School Resource Officers	362,237	4,630,825
Regional Centers of Excellence	425,000	555,699
School Principals Inservice Training	394,060	0
Teachers As Advisors	646,132	678,439
Dropout Prevention	8,194,153	4,596,756
Middle Childhood (PRIME)	31,327,205	33,755,539
Merit Schools	10,000,000	0
In-School Child Care	1,500,000	1,389,248
Elementary School Foreign Language	2,754,396	2,684,336
Pre-School Projects	49,187,748	47,268,878
Math/Science/Computer Plan	350,000	300,000
Instructional Technology	11,000,000	21,480,020
Middle School Advisement	1,976,000	2,846,800
Literacy Centers	300,000	300,000
Curriculum Development and Renewal	335,000	0
Education Improvement Grants	225,000	100,000
Education/Business Cooperation	1,280,000	1,860,000
Restructuring Learning	750,000	1,000,000
Model Schools Consortium	2,000,000	0
International Science Fair	100,000	0
Governor's Summer Colleges Program	250,000	231,541
Interagency Student Services/Cities in Schools	500,000	0
High Performance Incentive Program	10,000,000	2,924,732
Panhandle Area Ed Coop	250,000	0
School Board Training	125,000	0
Summer Science Teacher Training	500,000	0
Math & Science Stipends	750,000	500,000
Library Media Materials	10,785,614	10,452,341
Teacher of the Year	29,250	0
School Related Person of the Year	9,625	0
Blueprint for Career Preparation	0	2,329,736
Pre-Teachers and Teacher Education Pilot Projects	0	112,500
Total	<u>678,145,713</u>	<u>748,942,205</u>
Community Colleges		
Community College Program Fund	47,369,298	63,833,981
Endowment Matching Fund	2,750,000	2,750,000
General Office	30,000	160,000
Instructional Equipment	4,841,689	4,841,689
Sunshine State Skills Program	3,931,202	1,506,881
Community College M.I.S.	40,000	0
Library Automation	3,000,000	3,000,000
Literacy Centers	400,000	500,000
Deferred Maintenance	2,500,000	2,500,000
Quality Improvements	3,000,000	2,000,000 *
Learning Resource Centers Materials	6,000,000	6,000,000
Program Reviews	4,515,958	475,000
Technology Transfer Centers	650,000	0
Nursing Education Challenge Grant Fund	500,000	800,000
Small and Minority Business Entrepreneurial Center	100,000	0
Miami Book Fair International	100,000	100,000
Microcomputer Education for the Disabled	0	50,000
Appleton Museum - Central Florida Community College	0	194,287
Total	<u>79,728,147</u>	<u>88,711,838</u>
State Universities		
Education and General Activities	86,581,022	112,540,656
UF - Institute of Food and Agricultural Sciences	3,726,443	3,250,572
UF - Health Center	5,505,659	3,487,178
USF - Medical Center	1,186,034	1,725,358
General Office	35,349,551	18,432,637
Salary Increases	6,433,236	0
Teacher Education Centers	2,572,281	2,572,281
Total	<u>141,354,226</u>	<u>142,008,682</u>

* College Level Academic Skills Test (CLAST)

(continued)

**EDUCATIONAL ENHANCEMENT (LOTTERY) TRUST FUND
1989-90, 1990-91 Appropriations (continued)**

	<u>1989-90</u>	<u>1990-91</u>
Other Postsecondary Programs		
Postsecondary Education Planning Commission	317,155	0
Scholarships and Grants	4,986,200	8,448,056
Auxiliary Learning Aids/PS Handicapped	100,000	1,328,978
College Reach Out Program	794,250	1,200,000
Technological Research & Development Authority	615,800	0
Gold Seal Diploma Scholar	100,000	0
FSU Professor Exchange	40,000	0
Edward Waters Upgrade	0	250,000
Bethune-Cookman Challenger	0	338,411
Bethune-Cookman College of Education	0	338,411
University of Miami Medical School Minority Affairs	0	143,378
Historically Black Colleges/Universities Library Fund	0	193,378
University of Miami Comprehensive Drug Prevention	0	100,000
Edward Waters - Building Restoration Match	0	500,000
Total	<u>6,953,405</u>	<u>12,840,612</u>
Other Programs and Services		
Florida School for the Deaf and the Blind	13,450	25,297
Other State Services	18,430,859	0
Industry Services	405,702	405,702
Vocational Business Exchange Program	150,000	150,000
New World School of the Arts	289,603	179,603
International Education Linkages	500,000	550,000
Hemispheric Policy Study Center	100,000	0
Centers of Agriculture Enhancement	275,420	62,067
Centers of Automotive Enhancement	60,000	600,000
Basic Skills-Vocational Students	662,000	0
Volunteer Literacy Corps	20,000	0
Computer Integrated Manufacturing	300,000	150,000
Endowment for Cuban-American Studies	1,000,000	0
Education Leadership Fund	7,163	0
Public Broadcasting	4,386,057	999,634
Education Outreach/International Volunteer Program	83,718	0
Florida Endowment for the Humanities	100,000	0
Florida Information Resource Network	4,048,569	0
Government Close Up Program	27,500	0
Management Training Act	1,700,000	0
Education Management Improvement	250,000	0
Health Occupations Education Enhancement	0	289,000
Humanities Outreach - Tampa	0	250,000
Total	<u>32,810,041</u>	<u>3,661,303</u>
Fixed Capital Outlay		
Transfer to PECO Trust Fund	49,945,359	0
Transfer to State Infrastructure Trust Fund	150,000,000	0
UF/Biotechnology Center (Planning)	600,000	0
UF/Biotechnology Matching Funds	0	1,550,000
FAU/Davie Campus (s,p,c,e)	2,000,000	0
FIU/Holocaust Center	70,000	0
UF/College of Dentistry Building Completion and Equipment	600,000	0
Sumter County/Bushnell and Wildwood High Schools	150,000	0
Columbia County/Columbia County High School	1,400,000	0
Union County/Roof Repair	700,000	0
K - 12 Capital Outlay Projects	0	2,405,000
UF/Vet Medicine Teaching Hospital Expansion Phase II	1,750,000	0
UF/Floyd Hall Renovation	2,021,100	0
UF/Library East - Renovation / Restoration	1,900,000	0
USF/Sarasota Caples Project Completion	450,000	0
USF/Center for Economic Education	237,500	0
USF/Eye Institute Completion	360,000	0
USF/Psychiatric Hospital Completion	400,000	0
UWF/Performing Arts Completion	279,950	0
SUS Facility Enhancement Challenge Grants	0	2,065,000
Total	<u>212,863,909</u>	<u>6,020,000</u>
Total Department	<u>1,151,855,441</u>	<u>1,002,184,640</u>

**EDUCATIONAL ENHANCEMENT (LOTTERY) TRUST FUND
1987-88, 1988-89 Appropriations**

	<u>1987-88</u>	<u>1988-89</u>
Public Schools		
Florida Education Finance Program	20,000,000	183,000,000
School Bus Replacement	5,000,000	0
Council on Environmental Education	0	18,000
PREP (K-3 Improvement)	8,500,000	9,677,414
Summer Inservice Institutes	9,925,210	9,725,210
Regional Centers of Excellence	0	425,000
Dropout Prevention	2,563,000	1,485,000
Middle Childhood (PRIME)	15,000,000	15,000,000
Master Teacher Program	13,113,871	0
Merit Schools	10,000,000	10,000,000
Literacy Centers	300,000	150,000
Pre-School Projects	0	23,050,000
Curriculum Development and Renewal	0	235,000
Florida Dropout Identification System	0	50,000
Governor's Summer Colleges Program	0	250,000
Library Media Materials	0	5,531,180
Compact Pilot Program	500,000	0
Total	<u>84,902,081</u>	<u>258,596,804</u>
Community Colleges		
Community College Program Fund	2,840,484	15,927,578
Endowment Matching Fund	2,000,000	0
General Office	70,653	23,400
Instructional Equipment	5,116,689	4,846,689
Library Books	1,760,500	0
Student Articulation System-Administration	72,375	0
Sunshine State Skills Program	3,000,000	3,985,702
Community College M.I.S.	0	40,000
Hispanic Vocational Program	0	100,000
Library Automation	0	310,750
Literacy Centers	400,000	200,000
Deferred Maintenance	4,900,000	2,000,000
Quality Improvements	0	3,337,196
Community College Student Data	0	1,000,020
Learning Resource Centers Materials	0	4,535,240
Program Reviews	0	1,785,000
Total	<u>20,160,701</u>	<u>38,091,575</u>
State Universities		
Education and General Activities	9,561,600	15,818,000
UF-Institute of Food and Agricultural Sciences	1,783,006	830,137
USF-Florida Medical Center	265,403	291,943
University of Florida Health Center	837,054	695,039
General Office	19,750,000	4,600,000
Florida Mental Health Institute	57,000	0
Teacher Education Centers	0	2,572,281
Total	<u>32,254,063</u>	<u>24,807,400</u>
Other Postsecondary Programs		
Scholarships and Grants	0	2,976,200
Auxiliary Learning Aids/PS Handicapped	0	100,000
Enhance Electronics	0	512,500
Total	<u>0</u>	<u>3,588,700</u>
Other Programs and Services		
Truck Drivers Training Program	1,662,500	475,000
Vocational Business Exchange Program	150,000	150,000
International Education Linkages	300,000	0
Hemispheric Policy Study Center	200,000	100,000
Other State Services	0	400,000
Industry Services	0	405,702
Centers of Agriculture Enhancement	0	50,000
Centers of Automotive Enhancement	0	775,000
Basic Skills - Vocational Students	0	225,000
Total	<u>2,312,500</u>	<u>2,580,702</u>
Fixed Capital Outlay		
Transfer to PECO Trust Fund	4,862,581	0
Total	<u>4,862,581</u>	<u>0</u>
Total Department	<u>144,491,926</u>	<u>327,665,181</u>

**2011-2012 PROGRAMS AND PROJECTS FUNDED FROM
THE EDUCATIONAL ENHANCEMENT “LOTTERY” TRUST FUND**

PUBLIC SCHOOL SYSTEM

**SPECIFIC APPROPRIATION 1: CLASSROOMS FIRST AND 1997 SCHOOL
CAPITAL OUTLAY BOND PROGRAMS**

Educational Enhancement Trust Fund: Chapter 2011-69, L.O.F., Specific Appropriation 1: \$162,109,596

Funds in Specific Appropriation 1 are for the cash and debt service requirements of the Classrooms First and 1997 School Capital Outlay Bond programs established in Chapter 97-384, Laws of Florida.

Proviso language allows for funds in Specific Appropriation 1 to be transferred using nonoperating budget authority into the Lottery Capital Outlay and Debt Service Trust Fund, pursuant to Section 1013.71, Florida Statutes, for the payment of debt service and project expenditures. There is appropriated from the Lottery Capital Outlay and Debt Service Trust Fund, an amount sufficient to enable the payment of debt service obligations and projects resulting from these transfers.

During the 20-year period of the 1997 School Capital Outlay Bond Program, over \$2.0 billion in revenue will be available to public school districts for the construction of permanent classroom facilities. See page 37 for the authorized project funding by district. The \$162.1 million appropriation in Item 1 is used to pay the annual debt service obligation on the lottery bonds and to provide cash for projects in districts that elected not to participate in the issuance of bonds. Programs funded from the proceeds are cited below.

The Classrooms First Program provides funds to school districts for new construction, renovation, remodeling, repair, or maintenance of educational facilities. Funds were allocated as follows: 25 percent based on capital outlay full-time equivalent membership, 65 percent based on growth in capital outlay full-time equivalent membership, and 10 percent based on the “sum-of-the-digits” formula in Section 1013.64(1)(a), F.S. Districts may use the cash from their share of the appropriation for new construction, renovation, remodeling, major repair, maintenance of educational facilities, or to pay debt service on bonds issued by the state on their behalf for these purposes. Proceeds from such bond issues were expended first to provide permanent classroom facilities.

The Classrooms First Program was initiated to fund or partially fund the construction of new schools and additions to existing schools in order to provide permanent classroom facilities. This program has been funded through the issuance of revenue bonds supported by lottery revenues. Lottery-based funds have been encumbered and/or expended by the public school districts for capital outlay projects including the construction of new schools and additions to existing schools, as well as the renovation and remodeling of existing schools.

Also funded from the proceeds were the School Infrastructure Thrift (SIT) Program awards, the Small County Assistance Program, and Effort Index grants. The SIT program provided incentive grants to districts for savings realized through functional, frugal school construction. The Small County Assistance Program provided funds to school districts in counties with a population under 75,000 that had an urgent need for a school facility or major school building expansion, repairs, and renovations, but lacked sufficient resources over a three-year period to complete such projects. The Effort Index Grant Program provided grants to assist districts that demonstrated a specified level of local funding and still had a need to build new student stations. The funds for these programs have also been fully disbursed by the Department to the qualifying districts.

SPECIFIC APPROPRIATION 2: CLASS SIZE REDUCTION LOTTERY CAPITAL OUTLAY PROGRAM

Educational Enhancement Trust Fund: Chapter 2011-69, L.O.F., Specific Appropriation 2: \$154,883,241

Proviso language allows for funds provided in Specific Appropriation 2 to be transferred using nonoperating budget authority to the Lottery Capital Outlay and Debt Service Trust Fund, pursuant to Section 1013.71, Florida Statutes (F.S.), for the payment of debt service. There is appropriated from the Lottery Capital Outlay and Debt Service Trust Fund, an amount sufficient to enable the payment of debt service resulting from these transfers.

Additionally, proviso language sets forth that funds provided in Specific Appropriation 2 are for Fiscal Year 2011-12 debt service obligations on all bonds authorized pursuant to Section 1013.737, F.S., including any other continuing payments necessary or incidental to the repayment of the bonds. These funds may be used to refinance any or all bond series if it is in the best interest of the state.

The Class Size Reduction Lottery Capital Outlay Program, referred to as the “Classrooms for Kids Program,” was established to provide funding to public school districts for the purpose of meeting constitutional class size reduction requirements. Additionally, the District Effort Recognition Program was established to also provide funds to eligible public school districts for capital outlay purposes to reduce class size or for any lawful capital outlay purpose if the class size maximum has been met by a qualifying public school district. The first state appropriation for these programs, in an aggregate amount of \$600,000,000, was approved by the Legislature for fiscal year 2003-2004. Additional appropriations of \$654,697,990 for fiscal year 2006-2007 and \$650,000,000 for fiscal year 2007-2008 have been approved by the Legislature to fund class size reduction projects. These appropriations have been funded through the issuance of revenue bonds supported by lottery revenues, with the appropriation in Item 2 being used to pay the annual debt service obligation on outstanding lottery bonds. See page 37 for the authorized bonded project funding by district. For fiscal years 2004-2005 and 2005-2006, class size reduction appropriations were granted from other revenue sources.

Section 1013.735, Florida Statutes - Classrooms for Kids Program --

- (1) ALLOCATION.--The department shall allocate funds appropriated for the Classrooms for Kids Program. It is the intent of the Legislature that this program be administered as nearly as practicable in the same manner as the capital outlay program authorized under s. 9(a), Art. XII of the State Constitution. Each district school board's share of the annual appropriation for the Classrooms for Kids Program must be calculated according to the following formula:
 - (a) Twenty-five percent of the appropriation shall be prorated to the districts based on each district's percentage of K-12 base capital outlay full-time equivalent membership, and 65 percent shall be based on each district's percentage of K-12 growth capital outlay full-time equivalent membership as specified for the allocation of funds from the Public Education Capital Outlay and Debt Service Trust Fund by s. 1013.64(3).
 - (b) Ten percent of the appropriation must be allocated among district school boards according to the allocation formula in s. 1013.64(1)(a), excluding adult vocational technical facilities.
- (2) DISTRICT PARTICIPATION.--In order to participate in the Classrooms for Kids Program, a district school board shall:
 - (a) Enter into an interlocal agreement pursuant to s. 1013.33.
 - (b) Certify that the district's inventory of facilities listed in the Florida Inventory of School Houses is accurate and up-to-date pursuant to s. 1013.31.
- (3) USE OF FUNDS.--In order to increase capacity to reduce class size, a district school board shall expend the funds received pursuant to this section only to:
 - (a) Construct, renovate, remodel, or repair educational facilities that are in excess of projects identified in the district's 5-year work program adopted prior to March 15, 2003; or
 - (b) Purchase or lease-purchase relocatable facilities that are in excess of relocatables identified in the district's 5-year work program adopted prior to March 15, 2003.

History.--s. 4, ch. 2003-391; s. 4, ch. 2004-42.

Section 1013.736, Florida Statutes - District Effort Recognition Program.--

- (1) RECOGNITION FUNDS.--From funds appropriated by the Legislature, district effort recognition capital outlay grants shall be made to eligible school districts in accordance with the provisions of this section and the General Appropriations Act. The funds appropriated in this section are not subject to the provisions of s. 216.301.

- (2) **ELIGIBILITY.**--Annually, the Department of Education shall determine each district's compliance with the provisions of s. 1003.03 and determine the district's eligibility to receive a district effort recognition grant for local school facilities projects pursuant to this section. Districts shall be eligible for a district effort recognition grant based upon participation in any of the following:
- (a) The district levies a half-cent school capital outlay surtax authorized in s. 212.055(6).
 - (b) The district participates in the levy of the local government infrastructure sales surtax authorized in s. 212.055(2).
 - (c) The district levies voted millage for capital outlay purposes as authorized in s. 9, Art. VII of the State Constitution.
- (3) **DISTRICT EFFORT RECOGNITION PROGRAM.**--The department shall annually calculate a district effort amount for each district by September 1 after each fiscal year. The total amount of revenue for the prior year from each revenue levied as described in subsection (2) shall be divided by the number of months for which revenue was received and multiplied by the number of authorized months remaining in each voter referendum. The amount so determined for each revenue levied shall be totaled. The Department of Revenue shall report the amount of voter-approved revenue described in paragraphs (2)(a) and (b). The district shall report the amount of revenue described in paragraph (2)(b) identified for district fixed capital outlay in the prior fiscal year. To determine the amount of revenue levied pursuant to paragraph (2)(c), the district shall annually report to the Department of Education the outstanding debt service by bond series and date of maturity. The total of annual debt service to maturity remaining as of July 1 of each year shall be added to the other revenues levied pursuant to paragraphs (2)(a) and (b) in determining the total district effort amount. Only the amount of voter-approved revenue described in paragraph (2)(b) which has been identified for district fixed capital outlay from the prior fiscal year shall be used in the calculation.
- (4) **ALLOCATION AND DISTRIBUTION OF FUNDS.**--The department shall allocate the annual amount of funds provided among all eligible districts based upon the district's proportion of the funds as determined in subsection (3). Funds shall be distributed once a district has encumbered the funds.
- (5) **USE OF FUNDS.**--School districts that do not meet the constitutional class size maximums described in s. 1003.03(1) must use the funds for capital outlay to reduce class size. School districts that meet the constitutional class size maximum may use the funds for any lawful capital outlay purpose.

History.--s. 5, ch. 2003-391.

SPECIFIC APPROPRIATION 6: FLORIDA EDUCATION FINANCE PROGRAM

Educational Enhancement Trust Fund: Chapter 2011-69, L.O.F., Specific Appropriation 6: \$12,327,001

Funds provided in Specific Appropriation 6 are allocated in Specific Appropriation 68.

In 1973 the Florida Legislature enacted the Florida Education Finance Program (FEFP) and established the state policy on equalized funding to guarantee to each student in the Florida public education system the availability of programs and services appropriate to his or her educational needs that are substantially equal to those available to any similar student notwithstanding geographic differences and varying local economic factors.

To provide equalization of educational opportunity, the FEFP formula recognizes: (1) varying local property tax bases; (2) varying education program costs; (3) varying costs of living; and (4) varying costs for equivalent educational programs due to sparsity and dispersion of the student population. Section 1011.62, F.S., outlines the formula that must be used to calculate funding through the FEFP.

The FEFP is the primary mechanism for funding the operating costs of Florida school districts. A key feature of the FEFP is that it bases financial support for education upon the individual student participating in a particular educational program rather than upon the number of teachers or classrooms. FEFP funds are primarily generated by multiplying the number of full-time equivalent (FTE) students in each of the funded education programs by cost factors to obtain weighted FTE students. Weighted FTE students are then multiplied by a base student allocation and by a district cost differential in the major calculation to determine the base funding from state and local FEFP funds.

The Florida Education Finance Program has a total appropriation of \$5,661,790,790 that is funded with \$12,327,001 from the Educational Enhancement Trust Fund, \$5,366,524,887 from General Revenue, and \$282,938,902 from the Principal State School Trust Fund.

SPECIFIC APPROPRIATION 7: CLASS SIZE REDUCTION

Educational Enhancement Trust Fund: Chapter 2011-69, L.O.F., Specific Appropriation 7: \$103,776,356

Funds in Specific Appropriations 7 and 69 are provided to implement the requirements of Sections 1003.03 and 1011.685, F.S. The class size reduction allocation factor for grades pre-kindergarten to grade 3 shall be \$1,322.25, for grades 4 to 8 shall be \$901.91, and for grades 9 to 12 shall be \$904.09. The class size reduction allocation shall be recalculated based on enrollment through the October 2011 FTE survey except as provided in Section 1003.03(4), F.S. If the total class size reduction allocation is greater than the appropriation, funds shall be prorated to the level of the appropriation based on each district's calculated amount. The Commissioner of Education may withhold

disbursement of these funds until a district is in compliance with reporting information required for class size reduction implementation.

Class Size Reduction has a total appropriation of \$2,927,464,879 that is funded with \$103,776,356 from the Educational Enhancement Trust Fund, \$86,161,098 from the Principal State School Trust Fund, and \$2,737,527,425 from General Revenue.

SPECIFIC APPROPRIATION 8: DISTRICT LOTTERY AND SCHOOL RECOGNITION PROGRAM

Educational Enhancement Trust Fund: Chapter 2011-69, L.O.F., Specific Appropriation 8: \$119,596,643

Funds provided in Specific Appropriation 8 are provided for the Florida School Recognition Program to be allocated as awards of up to \$70 per student to qualified schools pursuant to Section 1008.36, F.S.

If there are funds remaining after payment to qualified schools, up to \$5 per unweighted student shall be allocated to be used at the discretion of the school advisory council pursuant to Sections 24.121(5) and 1001.452, F.S. If funds are insufficient to provide \$5 per student, the available funds shall be prorated.

SPECIFIC APPROPRIATION 9: WORKFORCE DEVELOPMENT

Educational Enhancement Trust Fund: Chapter 2011-69, L.O.F., Specific Appropriation 9: \$35,127,799

Funds in Specific Appropriation 9 are provided for school district workforce education programs as defined in Section 1004.02(26), F.S., and are allocated along with other Workforce Development funds in Specific Appropriation 96 as follows:

Alachua	\$1,124,888
Baker	\$177,923
Bay	\$3,055,884
Bradford	\$1,007,696
Brevard.....	\$3,144,759
Broward.....	\$70,264,804
Calhoun.....	\$143,901
Charlotte.....	\$2,606,461
Citrus.....	\$2,742,707
Clay.....	\$886,001
Collier	\$7,569,731
Columbia.....	\$257,933
Miami-Dade	\$81,814,780
DeSoto.....	\$791,819

Dixie.....	\$64,721
Escambia.....	\$4,765,518
Flagler.....	\$2,245,336
Franklin.....	\$55,666
Gadsden.....	\$823,355
Glades.....	\$35,195
Gulf.....	\$143,342
Hamilton.....	\$71,194
Hardee.....	\$261,993
Hendry.....	\$384,685
Hernando.....	\$375,524
Hillsborough.....	\$30,141,796
Indian River.....	\$1,189,004
Jackson.....	\$431,215
Jefferson.....	\$155,172
Lafayette.....	\$53,245
Lake.....	\$4,212,939
Lee.....	\$9,969,650
Leon.....	\$5,809,824
Liberty.....	\$90,033
Madison.....	\$56,014
Manatee.....	\$8,541,674
Marion.....	\$3,489,772
Martin.....	\$1,933,115
Monroe.....	\$665,124
Nassau.....	\$223,609
Okaloosa.....	\$2,096,275
Orange.....	\$31,496,365
Osceola.....	\$5,793,707
Palm Beach.....	\$17,653,059
Pasco.....	\$2,303,964
Pinellas.....	\$24,892,434
Polk.....	\$9,979,527
Putnam.....	\$453,208
Saint Johns.....	\$5,491,436
Santa Rosa.....	\$1,558,026
Sarasota.....	\$9,528,420
Sumter.....	\$235,983
Suwannee.....	\$904,462
Taylor.....	\$1,438,354
Union.....	\$138,861
Wakulla.....	\$231,527
Walton.....	\$268,586
Washington.....	\$3,200,458
Washington Special.....	\$45,720

Section 1004.02(26), Florida Statutes - "Workforce education" means adult general education or career education and may consist of a continuing workforce education

course or a program of study leading to an occupational completion point, a career certificate, an applied technology diploma, or a career degree.

Workforce Development has a total appropriation of \$369,488,374 that is funded with \$35,127,799 from the Educational Enhancement Trust Fund and \$334,360,575 from General Revenue.

FLORIDA COLLEGES

SPECIFIC APPROPRIATION 10: FLORIDA COLLEGE LOTTERY FUNDS

Educational Enhancement Trust Fund: Chapter 2011-69, L.O.F., Specific Appropriation 10: \$130,359,158

Funds provided in Specific Appropriation 10 shall be allocated as follows:

Brevard Community College	\$4,674,534
Broward College	\$9,023,684
College of Central Florida	\$2,533,963
Chipola College	\$1,242,123
Daytona State College.....	\$6,289,087
Edison State College.....	\$3,234,398
Florida State College at Jacksonville.....	\$9,513,278
Florida Keys Community College	\$745,360
Gulf Coast State College.....	\$2,264,242
Hillsborough Community College.....	\$6,228,773
Indian River State College.....	\$5,645,754
Florida Gateway College	\$1,586,332
Lake Sumter Community College	\$1,391,305
State College of Florida, Manatee-Sarasota.....	\$2,765,064
Miami-Dade College.....	\$21,163,760
North Florida Community College	\$790,999
Northwest Florida State College.....	\$2,276,357
Palm Beach State College.....	\$6,493,050
Pasco-Hernando Community College.....	\$2,512,940
Pensacola State College	\$4,260,543
Polk State College.....	\$3,167,763
St. Johns River State College.....	\$2,134,024
St. Petersburg College.....	\$8,056,423
Santa Fe College	\$4,380,306
Seminole State College of Florida	\$4,599,030
South Florida Community College	\$1,950,124
Tallahassee Community College	\$3,621,417
Valencia College.....	\$7,814,525

STATE UNIVERSITIES

SPECIFIC APPROPRIATIONS 11 through 15: DIVISION OF UNIVERSITIES

Educational Enhancement Trust Fund: Chapter 2011-69, L.O.F., Specific Appropriation 11: \$225,687,387, Specific Appropriation 12: \$12,533,877, Specific Appropriation 13: \$9,301,290, Specific Appropriation 14: \$5,796,416, Specific Appropriation 15: \$605,115

Funds in Chapter 2011-69, L.O.F., Specific Appropriations 11 through 15 shall be expended in accordance with operating budgets that must be approved by each university's board of trustees.

The following Educational and General Activities allocations reflect Chapter 2011-69, L.O.F., Specific Appropriation 11:

University of Florida.....	\$41,712,833
Florida State University	\$34,659,274
Florida A&M University.....	\$12,954,359
University of South Florida	\$30,235,075
University of South Florida, St. Petersburg.....	\$1,544,203
University of South Florida, Sarasota/Manatee	\$1,204,201
University of South Florida, Polytechnic.....	\$709,343
Florida Atlantic University	\$18,199,057
University of West Florida.....	\$7,153,393
University of Central Florida.....	\$31,808,710
Florida International University.....	\$26,950,631
University of North Florida	\$11,153,244
Florida Gulf Coast University.....	\$6,386,402
New College of Florida.....	\$1,016,662

Institute of Food and Agricultural Science - Chapter 2011-69, L.O.F., Specific Appropriation 12: \$12,533,877

University of South Florida Medical Center - Chapter 2011-69, L.O.F., Specific Appropriation 13: \$9,301,290

University of Florida Health Center - Chapter 2011-69, L.O.F., Specific Appropriation 14: \$5,796,416

Florida State University Medical School - Chapter 2011-69, L.O.F., Specific Appropriation 15: \$605,115

Educational and General Activities has a total appropriation of \$2,960,191,911. Of this total, \$225,687,387 is from the Educational Enhancement Trust Fund, \$1,348,166,603 is from General Revenue, \$1,379,021,815 is from the Education/General Student & Other Fees Trust Fund, and \$7,316,106 is from the Phosphate Research Trust Fund.

The Institute of Food and Agricultural Science has a total appropriation of \$131,486,671 that is funded partially by \$12,533,877 from the Educational Enhancement Trust Fund and partially by \$118,952,794 from General Revenue.

The University of South Florida Medical Center has a total appropriation of \$109,479,121. Of this total, \$9,301,290 is from the Educational Enhancement Trust Fund, \$46,431,688 is from the Education/General Student & Other Fees Trust Fund, and \$53,746,143 is from General Revenue.

The University of Florida Health Center has a total appropriation of \$134,897,167. Of this total, \$5,796,416 is from the Educational Enhancement Trust Fund, \$34,618,985 is from the Education/General Student & Other Fees Trust Fund, and \$94,481,766 is from General Revenue.

The Florida State University Medical School has a total appropriation of \$45,468,734. Of this total, \$605,115 is from the Educational Enhancement Trust Fund, \$10,863,626 is from the Education/General Student & Other Fees Trust Fund, and \$33,999,993 is from General Revenue.

Note: The detail above includes University System life and health insurance adjustments from Administered Funds.

STUDENT FINANCIAL AID

SPECIFIC APPROPRIATION 3: FLORIDA'S BRIGHT FUTURES SCHOLARSHIP PROGRAM

Educational Enhancement Trust Fund: Chapter 2011-69, Specific Appropriation 3: \$350,000,000

The Florida Bright Futures Scholarship Program serves students graduating from Florida high schools that merit recognition of high academic achievement and enroll in an eligible Florida public or private postsecondary education institution within three years of graduation from high school.

The Bright Futures Scholarship Program consists of three types of awards - the Florida Academic Scholars award, the Florida Medallion Scholars award, and the Florida Gold Seal Vocational Scholars award. Section 1009.53, F.S., describes the provisions of the scholarship program. There were 179,076 students who received funding for a Bright Futures Scholarship in 2010-11.

From the funds in Specific Appropriation 3, the award per credit hour or credit hour equivalent for the 2011-2012 academic year shall be as follows:

Four-Year Institutions

Academic Scholars Award.....	\$101
Medallion Scholars Award	\$76

Gold Seal Vocational Scholars Award\$76

Two-Year Institutions

Academic Scholars Award.....\$62

Medallion Scholars Award\$62

Gold Seal Vocational Scholars Award\$47

Upper-Division Programs Offered by Florida Colleges

Academic Scholars Award.....\$70

Medallion Scholars Award\$52

Gold Seal Vocational Scholars Award\$52

The additional stipend for Top Scholars shall be \$43 per credit hour.

SPECIFIC APPROPRIATION 4: FIRST GENERATION IN COLLEGE MATCHING GRANT PROGRAM

Educational Enhancement Trust Fund: Chapter 2011-69, Specific Appropriation 4: \$5,588,066

From funds provided in Specific Appropriation 4, \$1,397,017 shall be allocated to First Generation in College Matching Grant Programs at Florida colleges for need-based financial assistance as provided in Section 1009.701, F.S., as amended. If required matching funds are not raised by participating Florida colleges or state universities by December 1, 2011, the remaining funds shall be reallocated to First Generation in College Matching Grant Programs at Florida colleges or state universities that have remaining unmatched private contributions.

Section 1009.701, Florida Statutes -- First Generation Matching Grant Program

- (1) The First Generation Matching Grant Program is created to enable each state university to provide donors with a matching grant incentive for contributions that will create grant-based student financial aid for undergraduate students who demonstrate financial need and whose parents, as defined in s. 1009.21(1), have not earned a baccalaureate degree. In the case of any individual who regularly resided with and received support from only one parent, an individual whose only such parent did not complete a baccalaureate degree would also be eligible.
- (2) Funds appropriated by the Legislature for the program shall be allocated by the Office of Student Financial Assistance to match private contributions on a dollar-for-dollar basis. Contributions made to a state university and pledged for the purposes of this section are eligible for state matching funds appropriated for this program and are not eligible for any other state matching grant program. Pledged contributions are not eligible for matching prior to the actual collection of the total funds. The Office of Student Financial Assistance shall reserve a proportionate allocation of the total appropriated funds for each state university on the basis of full-time equivalent enrollment. Funds that remain unmatched as of December 1 shall be reallocated to

- state universities that have remaining unmatched private contributions for the program on the basis of full-time equivalent enrollment.
- (3) Payment of the state matching grant shall be transmitted to the president of each participating institution or his or her representative in advance of the official drop-add deadline as defined by the institution.
 - (4) Each participating state university shall establish an application process, determine student eligibility for initial and renewal awards in conformance with subsection (5), identify the amount awarded to each recipient, and notify recipients of the amount of their awards.
 - (5) In order to be eligible to receive a grant pursuant to this section, an applicant must:
 - (a) Be a resident for tuition purposes pursuant to s. 1009.21.
 - (b) Be a first-generation college student. For the purposes of this section, a student is considered “first generation” if neither of the student’s parents, as defined in s. 1009.21(1), earned a college degree at the baccalaureate level or higher or, in the case of any individual who regularly resided with and received support from only one parent, if that parent did not earn a baccalaureate degree.
 - (c) Be accepted at a state university.
 - (d) Be enrolled for a minimum of six credit hours per term as a degree-seeking undergraduate student.
 - (e) Have submitted a Free Application for Federal Student Aid which is complete and error free prior to disbursement and met the eligibility requirements in s. 1009.50 for demonstrated financial need for the Florida Public Student Assistance Grant Program.
 - (f) Meet additional eligibility requirements as established by the institution.
 - (6) The award amount shall be based on the student’s need assessment after any scholarship or grant aid, including, but not limited to, a Pell Grant or a Bright Futures Scholarship, has been applied. The first priority of funding shall be given to students who demonstrate need by qualifying and receiving federal Pell Grant funds up to the full cost of tuition and fees per term. An award may not exceed the institution’s estimated annual cost of attendance for the student to attend the institution.
 - (7) Each participating institution shall report to the Office of Student Financial Assistance by the date established by the office the eligible students to whom grant moneys are disbursed each academic term. Each institution shall certify to the Office of Student Financial Assistance the amount of funds disbursed to each student and shall remit to the office any undisbursed advances by June 1 of each year.
 - (8) No later than July 1, each participating institution shall annually report to the Executive Office of the Governor, the President of the Senate, the Speaker of the House of Representatives, and the Board of Governors the eligibility requirements for recipients, the aggregate demographics of recipients, the retention and graduation rates of recipients, and a delineation of funds awarded to recipients.
 - (9) This section shall be implemented only as specifically funded.

History.--s. 1, ch. 2006-73; s. 25, ch. 2009-60; s. 27, ch. 2011-63.

SPECIFIC APPROPRIATION 5: STUDENT FINANCIAL AID

Educational Enhancement Trust Fund: Chapter 2011-69, L.O.F., Specific Appropriation 5: \$45,100,892

The funds in Specific Appropriation 5 are for the Florida Student Assistance Grant (FSAG) public full-time and part-time student grant program.

The funds in Specific Appropriations 5 and 59 are provided pursuant to the following guidelines:

Florida Student Assistance Grant – Public Full and Part-Time	\$100,404,923
Florida Student Assistance Grant – Private	\$16,166,037
Florida Student Assistance Grant – Postsecondary	\$11,268,807
Florida Student Assistance Grant – Career Education.....	\$2,192,251
Children/Spouses of Deceased/Disabled Veterans	\$2,442,776
Florida Work Experience.....	\$1,569,922
Rosewood Family Scholarships.....	\$60,000

From the funds provided in Specific Appropriations 5 and 59, the maximum grant to any student from the Florida Public, Private, Career Education, and Postsecondary Assistance Grant Programs shall be \$2,413.

Any institution that receives state funding in the form of scholarships or grants for students administered by the Office of Student Financial Assistance shall report to the Department of Education, prior to September 1, 2011, for funds received in the 2010-11 fiscal year, the following federal loan information: total loan amounts disbursed and total number of students receiving loan funds by institution in the format specified by the Department of Education.

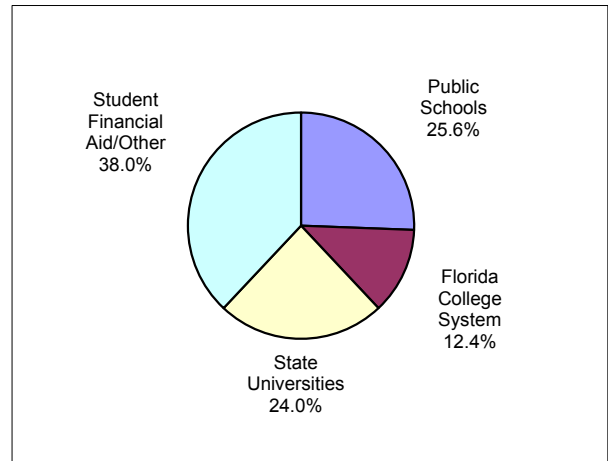
Student Financial Aid has a total appropriation of \$136,667,805. Of this total, \$45,100,892 is from the Educational Enhancement Trust Fund, \$87,584,410 is from General Revenue, \$1,419,414 is from the Student Loan Operating Trust Fund, and \$2,563,089 is from the Federal Grants Trust Fund.

**EDUCATIONAL ENHANCEMENT (LOTTERY) TRUST FUND
AND TOTAL OPERATING FUNDS FOR EDUCATION
2011 - 2012 Legislative Session**

Funds from this year's lottery account for 1.6 percent of Florida's total public school education operating budget and 4.8 percent of the combined total operating budgets of Public Schools, Florida Colleges, and the State Universities. This analysis includes funds from the General Appropriations Act as passed by the Legislature, but excludes Fixed Capital Outlay Funds.

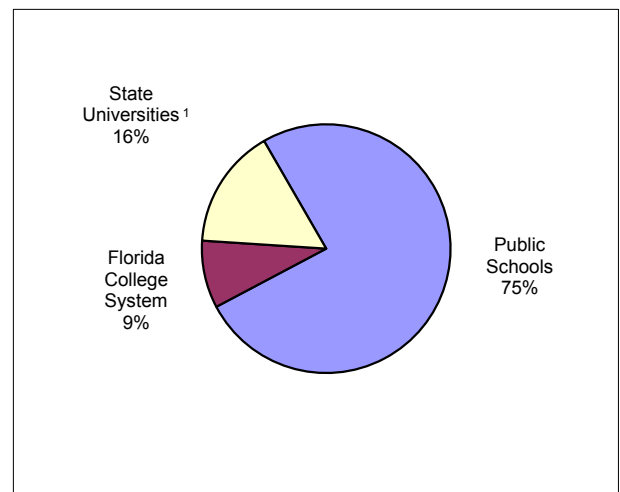
2011-12 Educational Enhancement Trust Fund Appropriations for Operations (millions)

\$270.8	Public Schools
130.4	Florida College System
253.9	State Universities
<u>400.7</u>	Student Financial Aid/Other
\$1,055.8	Total



2011-12 Operating Funds and Student Tuition for Educational Delivery Systems (millions)

\$16,622.8	Public Schools (General Revenue, State School Fund, Lottery, Local)
1,929.8	Florida College System (General Revenue, Lottery, Fees)
<u>3,439.4</u>	State Universities ¹ (General Revenue, Lottery, Fees)
\$21,992.0	Total



Based on an average daily operating cost of \$87.5 million, the \$270.8 million of lottery funds available to public schools would operate the public schools for fewer than four days.

¹Includes University System health and life insurance benefits funded from Administered Funds.

**2011-12 Educational Enhancement Trust Fund (EETF)
Allocations for Operations ¹**

County	School Recognition/ Discretionary K-12 ²	Class Size Reduction Operating ²	Workforce Development	Florida College System	State Universities	2010-11 Bright Futures Disbursements ³	Total
	-1-	-2-	-3-	-4-	-5-	-6-	-7-
1 Alachua	1,364,344	1,047,784	106,945	4,380,306	41,712,833	6,352,381	54,964,593
2 Baker	88,904	187,990	16,915			423,259	717,068
3 Bay	783,499	981,690	290,527	2,264,242		3,824,471	8,144,429
4 Bradford	18,842	123,094	95,803			250,845	488,584
5 Brevard	3,662,202	2,801,576	298,977	4,674,534		17,649,957	29,087,246
6 Broward	12,925,443	10,427,345	6,680,178	9,023,684		50,434,381	89,491,031
7 Calhoun	71,780	79,355	13,681			250,118	414,934
8 Charlotte	785,028	611,793	247,800			2,935,438	4,580,059
9 Citrus	1,021,936	557,941	260,753			2,428,058	4,268,688
10 Clay	2,058,146	1,368,958	84,233			5,673,955	9,185,292
11 Collier	1,896,026	1,772,497	719,665			7,038,042	11,426,230
12 Columbia	350,320	366,312	24,522	1,586,332		925,718	3,253,204
13 Dade	15,904,810	13,791,470	7,778,251	21,163,760	26,950,631	46,093,264	131,682,186
14 DeSoto	90,763	184,052	75,279			283,324	633,418
15 Dixie	70,684	74,368	6,153			136,993	288,198
16 Duval	4,707,155	5,060,590	-	9,513,278	11,153,244	16,734,300	47,168,567
17 Escambia	908,058	1,513,570	453,065	4,260,543	7,153,393	5,384,989	19,673,618
18 Flagler	465,334	470,549	213,467			1,733,249	2,882,599
19 Franklin	86,082	45,616	5,292			50,391	187,381
20 Gadsden	181,602	212,229	78,278			236,381	708,490
21 Gilchrist	152,666	99,111	-			351,256	603,033
22 Glades	34,218	59,944	3,346			58,438	155,946
23 Gulf	82,477	70,187	13,628			308,283	474,575
24 Hamilton	48,335	60,747	6,769			60,176	176,027
25 Hardee	122,780	195,388	24,908			390,693	733,769
26 Hendry	285,900	266,008	36,573			515,898	1,104,379
27 Hernando	982,225	851,063	35,702			2,962,498	4,831,488
28 Highlands	379,948	447,890	-	1,950,124		1,094,809	3,872,771
29 Hillsborough	8,901,476	7,777,853	2,865,625	6,228,773	30,235,075	31,864,699	87,873,501
30 Holmes	63,445	114,223	-			343,093	520,761
31 Indian River	688,033	695,953	113,040			2,828,751	4,325,777
32 Jackson	318,870	249,236	40,996	1,242,123		915,582	2,766,807
33 Jefferson	34,924	37,261	14,752			144,145	231,082
34 Lafayette	3,001	41,771	5,062			118,940	168,774
35 Lake	2,049,489	1,552,095	400,530	1,391,305		5,491,934	10,885,353
36 Lee	4,194,080	3,324,105	947,829	3,234,398	6,386,402	10,717,434	28,804,248
37 Leon	1,806,721	1,332,623	552,349	3,621,417	47,613,633	7,665,124	62,591,867
38 Levy	238,339	206,552	-			488,971	933,862
39 Liberty	47,713	46,786	8,560			115,636	218,695
40 Madison	66,755	87,278	5,325	790,999		269,572	1,219,929
41 Manatee	1,227,663	1,754,210	812,069	2,765,064		6,240,409	12,799,415
42 Marion	1,829,040	1,545,838	331,778	2,533,963		5,596,796	11,837,415
43 Martin	897,345	706,766	183,784			4,432,427	6,220,322
44 Monroe	511,701	319,984	63,234	745,360		1,387,790	3,028,069
45 Nassau	675,125	424,528	21,259			1,437,714	2,558,626
46 Okaloosa	1,632,847	1,107,063	199,296	2,276,357		5,891,448	11,107,011
47 Okeechobee	87,423	244,659	-			475,468	807,550
48 Orange	8,461,498	7,262,232	2,994,405	7,814,525	31,808,710	26,924,338	85,265,708
49 Osceola	2,044,499	2,107,615	550,816			5,070,629	9,773,559
50 Palm Beach	9,249,214	7,173,680	1,678,302	6,493,050	18,199,057	32,430,758	75,224,061
51 Pasco	2,542,254	2,570,887	219,041	2,512,940		9,102,689	16,947,811
52 Pinellas	4,294,069	3,975,302	2,366,560	8,056,423	1,544,203	22,441,069	42,677,626
53 Polk	3,049,676	3,673,888	948,768	3,167,763	709,343	9,615,592	21,165,030
54 Putnam	314,377	411,154	43,087	2,134,024		862,029	3,764,671
55 St. Johns	1,847,901	1,185,234	522,079			6,674,966	10,230,180
56 St. Lucie	1,536,321	1,543,560	-	5,645,754		3,985,888	12,711,523
57 Santa Rosa	1,328,722	923,093	148,124			5,325,375	7,725,314
58 Sarasota	2,375,944	1,622,626	905,881		2,220,863	8,282,729	15,408,043
59 Seminole	3,740,447	2,445,128	-	4,599,030		15,977,304	26,761,909
60 Sumter	471,427	286,805	22,435			741,825	1,522,492
61 Suwannee	64,160	214,841	85,989			540,777	905,767
62 Taylor	53,485	99,042	136,746			297,506	586,779
63 Union	71,191	81,290	13,202			175,103	340,786
64 Volusia	2,420,850	2,313,911	-	6,289,087		9,932,079	20,955,927
65 Wakulla	345,953	188,188	22,012			500,312	1,056,465
66 Walton	338,567	277,069	25,535			762,610	1,403,781
67 Washington	174,248	122,910	308,619			392,312	998,089
TOTAL	\$119,528,300	\$103,776,356	\$35,127,799	\$130,359,158	\$225,687,387	\$421,043,389	\$1,035,522,389

1. Additional Lottery Funded Programs information not available by district. Excludes fixed capital outlay appropriations.

2. Categories exclude allocations for the Florida Virtual School.

3. The Bright Futures county allocations in this table do not include the funds for the Florida School for the Deaf and the Blind, Adult High School, or non-Florida schools cited on page 36. The SUS Lab School funds are included in the county in which the school is located.

2011-12 FEFP - THIRD CALCULATION

District	District Discretionary Lottery	School Recognition Program	Total District Lottery Allocation
	-1-	-2-	-3-
1 Alachua	75,379	1,206,183	1,281,562
2 Baker	13,596	75,308	88,904
3 Bay	72,124	711,375	783,499
4 Bradford	8,862	9,980	18,842
5 Brevard	207,529	3,454,673	3,662,202
6 Broward	769,850	12,107,602	12,877,452
7 Calhoun	5,733	66,047	71,780
8 Charlotte	45,669	739,359	785,028
9 Citrus	41,634	980,302	1,021,936
10 Clay	102,495	1,955,651	2,058,146
11 Collier	130,384	1,765,642	1,896,026
12 Columbia	26,400	323,920	350,320
13 Miami-Dade	1,017,323	14,887,487	15,904,810
14 De Soto	13,268	77,495	90,763
15 Dixie	5,342	65,342	70,684
16 Duval	370,404	4,336,751	4,707,155
17 Escambia	111,056	797,002	908,058
18 Flagler	34,929	430,405	465,334
19 Franklin	3,260	82,822	86,082
20 Gadsden	15,119	166,483	181,602
21 Gilchrist	7,157	145,509	152,666
22 Glades	4,259	29,959	34,218
23 Gulf	5,162	77,315	82,477
24 Hamilton	4,346	43,989	48,335
25 Hardee	13,962	108,818	122,780
26 Hendry	19,179	266,721	285,900
27 Hernando	63,033	919,192	982,225
28 Highlands	32,489	347,459	379,948
29 Hillsborough	572,951	8,328,525	8,901,476
30 Holmes	8,338	55,107	63,445
31 Indian River	51,215	636,818	688,033
32 Jackson	18,219	300,651	318,870
33 Jefferson	2,651	32,273	34,924
34 Lafayette	3,001	0	3,001
35 Lake	113,738	1,935,751	2,049,489
36 Lee	244,042	3,950,038	4,194,080
37 Leon	92,194	1,552,419	1,644,613
38 Levy	15,280	223,059	238,339
39 Liberty	3,951	43,762	47,713
40 Madison	6,715	60,040	66,755
41 Manatee	128,553	1,099,110	1,227,663
42 Marion	114,414	1,714,626	1,829,040
43 Martin	52,816	844,529	897,345
44 Monroe	23,557	488,144	511,701
45 Nassau	31,401	643,724	675,125
46 Okaloosa	83,168	1,549,679	1,632,847
47 Okeechobee	18,134	69,289	87,423
48 Orange	534,051	7,927,447	8,461,498
49 Osceola	156,012	1,888,487	2,044,499
50 Palm Beach	530,224	8,672,326	9,202,550
51 Pasco	190,181	2,352,073	2,542,254
52 Pinellas	295,649	3,998,420	4,294,069
53 Polk	268,605	2,781,071	3,049,676
54 Putnam	29,502	284,875	314,377
55 St. Johns	89,477	1,758,424	1,847,901
56 St. Lucie	109,313	1,321,012	1,430,325
57 Santa Rosa	68,022	1,260,700	1,328,722
58 Sarasota	119,863	2,256,081	2,375,944
59 Seminole	183,816	3,556,631	3,740,447
60 Sumter	20,834	450,593	471,427
61 Suwannee	15,570	48,590	64,160
62 Taylor	7,168	46,317	53,485
63 Union	5,986	65,205	71,191
64 Volusia	172,001	2,248,849	2,420,850
65 Wakulla	13,499	332,454	345,953
66 Walton	20,180	318,387	338,567
67 Washington	8,913	164,963	173,876
68 Washington Special	372	0	372
69 FAMU Lab School	1,405	37,590	38,995
70 FAU Lab School	2,066	44,598	46,664
71 FAU St. Lucie	4,010	101,986	105,996
72 FSU Broward	2,001	45,990	47,991
73 FSU Leon	4,579	118,534	123,113
74 UF Lab School	3,171	79,611	82,782
75 Fla Virtual School	68,343	0	68,343
Total	\$7,729,094	\$111,867,549	\$119,596,643

EDUCATIONAL ENHANCEMENT (LOTTERY) TRUST FUND
Bright Futures Scholarship Program
Student Disbursements by County and Year (Public and Private High Schools)

County	1997-98	1998-99	1999-00	2000-01	2001-02	2002-03	2003-04	2004-05	2005-06	2006-07	2007-08	2008-09	2009-10	2010-11
	1	2	3	4	5	6	7	8	9	10	11	12	13	14
1 Alachua	1,347,089	1,735,957	2,419,660	3,017,815	3,140,297	3,437,864	3,988,520	4,342,048	4,947,962	5,624,924	5,790,431	6,475,051	6,115,589	5,944,215
2 Baker	83,026	112,042	177,874	207,238	222,784	245,992	234,237	255,448	296,831	377,337	423,231	429,433	433,875	423,259
3 Bay	735,966	964,113	1,391,772	1,679,652	1,859,334	2,007,617	2,269,869	2,535,202	2,942,359	3,397,167	3,899,413	4,022,148	3,981,677	3,824,471
4 Bradford	85,065	104,397	148,873	189,545	189,389	237,361	237,361	241,044	269,644	321,133	305,518	303,306	283,125	250,845
5 Brevard	2,779,957	3,875,196	5,326,056	6,836,924	7,215,950	8,777,362	9,854,330	11,355,967	12,768,044	14,624,066	16,071,006	18,383,253	17,880,959	17,449,957
6 Broward	7,191,556	9,856,386	14,370,834	18,396,544	19,416,298	22,776,345	26,513,300	31,126,254	35,737,963	39,943,021	44,078,022	49,936,037	47,989,995	50,434,361
7 Charlotte	88,230	98,585	107,547	132,206	148,986	163,880	197,344	197,616	227,911	267,193	244,662	264,976	253,066	250,118
8 Chatham	663,433	863,579	1,174,276	1,480,365	1,525,018	1,888,654	2,090,769	2,633,330	2,773,400	3,099,349	3,099,349	2,876,561	2,935,438	2,935,438
9 Citrus	552,051	703,449	947,878	1,064,724	1,078,390	1,248,233	1,371,816	1,684,560	1,767,914	2,062,839	2,220,947	2,482,359	2,482,359	2,482,359
10 Clay	933,191	1,288,570	1,660,511	2,056,382	2,121,718	2,482,637	2,833,265	3,393,281	3,878,977	4,454,069	5,009,148	5,609,148	5,759,661	5,673,955
11 Collier	785,516	1,125,212	1,592,476	2,189,114	2,320,174	2,782,066	3,526,927	4,099,754	4,636,226	5,252,310	5,764,017	6,563,829	6,573,208	7,038,042
12 Columbia	225,907	299,878	374,477	451,911	459,888	622,156	616,513	692,303	754,908	842,349	865,884	893,684	893,684	925,718
13 Miami-Dade	5,959,260	8,788,434	13,176,073	17,325,935	18,512,256	21,623,555	25,324,415	29,180,784	32,961,812	36,671,568	40,371,227	45,860,153	46,037,445	48,063,264
14 De Soto	67,607	96,661	138,592	166,199	168,678	214,340	271,688	294,700	281,670	297,788	311,125	311,985	311,985	311,985
15 Dixie	28,912	35,625	54,622	70,372	73,893	79,567	112,507	132,439	126,216	147,828	160,615	144,324	142,278	136,993
16 Duval	3,221,474	4,366,762	5,988,727	7,494,197	7,973,682	9,276,408	10,680,463	12,076,134	13,729,760	15,367,760	16,600,511	17,571,389	16,939,649	18,734,300
17 Escambia	1,304,967	1,774,089	2,504,945	3,173,451	3,233,005	3,721,607	4,078,647	4,366,174	4,643,865	5,204,595	5,842,256	6,367,600	5,855,771	5,964,969
18 Flagler	251,606	319,408	426,454	463,962	488,945	548,740	637,328	637,328	719,492	789,482	1,004,872	1,004,872	1,004,872	1,004,872
19 Franklin	30,333	44,259	60,320	74,897	55,871	42,938	52,838	46,215	41,616	56,250	74,160	61,999	71,500	50,391
20 Gadsden	55,546	93,355	150,156	184,349	172,150	194,973	195,499	232,340	256,133	248,657	248,657	241,158	225,453	236,381
21 Gilchrist	79,331	107,196	139,386	154,755	154,365	164,404	169,611	194,705	236,476	283,603	306,111	334,873	335,344	351,256
22 Glades	9,154	14,924	26,442	34,958	47,758	47,758	40,102	47,366	47,481	43,818	43,818	41,665	59,777	58,438
23 Gulf	90,517	109,234	121,334	144,629	138,688	145,624	163,266	178,522	218,155	236,476	234,698	323,224	292,758	308,283
24 Hamilton	37,114	46,193	55,909	62,794	61,463	69,197	70,261	84,381	91,959	68,459	97,332	97,332	71,442	60,176
25 Hardee	110,892	161,793	257,459	290,457	233,751	243,308	239,384	267,161	307,402	343,997	398,975	418,352	391,054	390,693
26 Hendry	100,878	146,344	201,738	257,912	285,175	313,171	367,073	376,980	387,738	476,302	494,532	579,659	540,061	515,888
27 Hernando	531,603	673,396	966,957	1,142,994	1,194,987	1,357,534	1,513,073	1,733,010	1,937,206	2,173,336	2,398,402	2,768,102	2,962,498	2,962,498
28 Highlands	368,383	475,355	612,811	717,311	725,586	821,164	849,256	849,256	1,093,405	1,199,016	1,199,016	1,149,346	1,149,346	1,094,809
29 Hillsborough	6,129,055	7,766,340	10,394,330	13,314,874	15,190,627	17,978,984	20,331,933	23,246,552	26,839,156	32,958,301	32,958,301	32,418,957	31,864,699	31,864,699
30 Holmes	89,894	107,192	168,056	198,126	203,065	236,503	241,760	254,834	327,590	364,008	381,800	327,590	349,063	343,093
31 Indian River	345,524	533,284	769,577	1,046,731	1,130,015	1,342,848	1,578,916	1,771,528	1,991,814	2,183,299	2,444,108	2,732,731	2,666,752	2,828,751
32 Jackson	282,524	363,206	490,996	630,223	556,091	574,338	625,487	698,433	800,555	893,437	945,203	893,437	891,947	891,947
33 Jefferson	49,557	64,080	80,721	75,876	70,167	94,421	126,200	137,517	145,983	128,093	131,124	160,766	164,880	144,145
34 Lafayette	36,996	43,269	71,739	84,976	82,673	87,617	77,107	106,031	95,286	119,070	130,070	115,966	115,966	116,940
35 Lake	804,446	1,058,982	1,433,424	1,847,587	1,851,212	2,180,652	2,477,463	2,867,173	3,417,172	4,007,359	4,622,437	5,276,437	5,276,437	5,491,934
36 Lee	1,714,637	2,316,253	3,184,164	3,887,387	4,206,608	4,832,715	5,608,606	6,465,179	7,152,369	8,196,927	9,146,195	10,437,088	10,304,363	10,771,434
37 Leon	1,596,248	2,082,724	2,833,010	3,598,893	3,446,277	3,958,162	4,603,191	5,189,286	6,038,938	6,633,510	7,031,475	7,278,358	7,170,431	7,170,431
38 Levy	107,512	156,830	225,953	277,816	263,006	292,026	343,431	374,852	434,851	437,326	448,831	480,518	488,971	488,971
39 Liberty	39,964	60,244	81,951	96,996	86,679	100,387	100,387	101,911	107,921	133,701	126,971	144,263	123,180	115,636
40 Madison	91,670	95,220	94,263	122,014	127,283	161,689	184,324	188,674	224,306	238,510	228,231	257,465	269,572	269,572
41 Manatee	840,715	1,129,824	1,492,479	1,907,273	2,127,876	2,484,661	3,072,414	3,615,795	4,212,638	5,059,028	5,689,588	6,531,930	6,347,394	6,240,409
42 Marion	909,632	1,285,061	1,798,317	2,119,382	2,330,298	2,681,114	2,956,814	3,226,090	3,769,000	4,403,262	4,928,893	5,696,912	5,596,796	5,596,796
43 Okaloosa	666,967	786,018	1,070,199	1,304,855	1,472,391	1,704,099	1,995,036	2,395,168	2,841,926	3,330,900	3,722,781	4,311,000	4,288,365	4,432,427
44 Monroe	246,471	383,512	508,968	692,190	741,683	816,075	987,636	1,076,826	1,252,166	1,367,980	1,546,462	1,546,462	1,447,494	1,387,790
45 Nassau	170,862	276,164	417,944	642,834	703,050	829,324	914,552	1,000,508	1,217,599	1,442,429	1,613,328	1,412,785	1,437,714	1,437,714
46 Oklawaha	1,105,970	1,445,773	2,033,593	2,501,481	2,694,625	2,978,131	3,443,235	3,948,626	4,430,579	5,154,579	5,655,100	6,113,129	6,113,129	5,891,448
47 Okechobee	136,986	183,466	258,909	302,180	302,772	310,012	316,314	330,864	346,789	388,961	445,567	478,531	443,574	475,468
48 Orange	4,007,195	5,383,341	7,671,018	9,698,598	10,157,960	11,987,940	14,284,211	16,614,047	19,407,600	22,151,334	24,217,516	27,315,704	26,704,071	26,924,338
49 Osceola	657,683	832,595	1,114,657	1,412,480	1,432,770	1,836,985	2,171,033	2,501,437	3,030,866	3,634,815	4,096,948	4,839,526	4,874,529	5,070,639
50 Palm Beach	4,275,358	5,942,950	8,432,783	10,832,485	11,628,655	13,568,443	15,917,068	18,428,779	21,942,611	24,361,677	27,882,440	31,568,641	31,568,641	32,338,459
51 Palm	1,265,308	1,716,642	2,285,391	2,867,421	3,005,416	3,490,316	4,036,149	4,765,603	5,487,688	6,469,268	7,159,252	8,394,051	9,102,689	9,102,689
52 Pinellas	4,503,949	6,053,019	8,286,436	9,978,537	10,602,574	12,309,800	14,583,215	16,429,637	18,118,367	19,686,303	21,081,696	23,667,207	22,440,941	22,440,941
53 Polk	1,963,147	2,728,711	3,724,955	4,701,820	4,826,137	5,425,956	5,923,749	6,492,270	7,346,711	8,082,682	8,680,380	9,897,373	9,978,241	9,615,992
54 Putnam	278,909	331,668	491,661	574,874	569,145	664,573	730,335	758,502	803,291	946,106	953,566	1,001,155	914,276	862,029
55 St. Johns	618,642	865,904	1,318,295	1,738,017	1,899,477	2,224,859	2,768,827	3,372,281	3,993,655	4,746,714	5,453,816	6,349,118	6,457,571	6,674,966
56 St. Lucie	617,020	782,926	1,183,834	1,473,388	1,565,980	1,781,046	2,107,149	2,388,632	2,695,804	3,075,923	3,404,633	3,894,011	4,036,550	3,985,888

K-12 Public School Capital Outlay Construction Bonds

	Classrooms First*	2003-04 District Effort Recognition	2003-04 Classrooms for Kids Allocations	2006-07 Classrooms for Kids Allocations	2007-08 Classrooms for Kids Allocations	Total
	-1-	-2-	-3-	-4-	-5-	-6-
1 Alachua	19,216,634	419,099	3,296,557	5,259,403	5,727,637	33,919,330
2 Baker	2,681,131	0	644,730	1,865,015	1,105,938	6,296,814
3 Bay	15,624,882	312,908	4,107,770	6,020,288	3,380,434	29,446,282
4 Bradford	2,404,496	0	1,096,794	436,537	524,422	4,462,249
5 Brevard	43,146,937	0	12,813,233	6,734,089	7,059,949	69,754,208
6 Broward	281,536,984	791,603	43,226,914	24,075,788	22,505,759	372,137,048
7 Calhoun	1,429,060	0	354,532	251,874	245,901	2,281,367
8 Charlotte	15,442,537	85,810	3,948,972	1,527,843	2,910,824	23,915,986
9 Citrus	9,195,958	0	2,447,354	4,317,471	7,455,967	23,416,750
10 Clay	29,913,944	111,601	8,275,859	22,804,678	31,556,356	92,662,438
11 Collier	14,059,265	0	17,156,690	23,239,385	7,854,863	62,310,203
12 Columbia	5,863,848	0	1,616,162	3,033,362	1,158,000	11,671,372
13 Miami-Dade	249,217,537	4,767,022	45,557,948	31,841,630	30,616,996	362,001,133
14 De Soto	2,502,469	0	600,718	496,139	858,431	4,457,757
15 Dixie	1,452,772	0	215,221	364,794	488,345	2,521,132
16 Duval	84,717,252	543,468	17,752,872	13,700,263	12,265,719	128,979,574
17 Escambia	26,393,641	418,940	3,966,914	4,163,338	4,061,135	39,003,968
18 Flagler	9,864,160	52,088	5,138,061	16,040,488	23,858,139	54,952,936
19 Franklin	1,450,780	0	160,380	162,000	146,700	1,919,860
20 Gadsden	4,837,724	0	670,697	696,057	2,694,027	8,898,505
21 Gilchrist	2,457,269	0	540,214	630,896	434,718	4,063,097
22 Glades	2,491,160	0	114,343	468,644	121,011	3,195,158
23 Gulf	1,760,593	30,089	415,469	266,447	1,170,198	3,642,796
24 Hamilton	1,029,834	0	207,274	232,033	576,688	2,045,829
25 Hardee	3,379,131	0	1,567,550	896,493	1,884,896	7,728,070
26 Hendry	6,512,952	0	1,620,360	728,423	742,656	9,604,391
27 Hernando	12,679,144	239,247	6,152,470	13,824,636	16,756,747	49,652,244
28 Highlands	8,234,358	0	2,027,286	2,290,249	5,674,283	18,226,176
29 Hillsborough	138,946,878	2,699,045	70,999,118	83,136,437	32,337,930	328,119,408
30 Holmes	2,867,462	0	309,574	693,721	321,091	4,191,848
31 Indian River	4,485,195	277,685	4,198,399	4,870,372	5,174,852	19,006,503
32 Jackson	4,651,903	27,761	1,224,653	1,801,279	2,404,806	10,110,402
33 Jefferson	1,414,820	0	253,792	192,046	180,564	2,041,222
34 Lafayette	466,979	0	125,217	279,936	617,911	1,490,043
35 Lake	34,625,585	676,014	15,838,151	15,876,781	31,512,781	98,529,312
36 Lee	40,210,895	0	20,557,312	43,853,559	37,272,835	141,894,601
37 Leon	15,434,055	1,165,027	4,271,562	7,659,840	7,885,038	36,415,522
38 Levy	4,696,731	0	758,001	616,778	2,009,988	8,081,498
39 Liberty	997,779	0	244,519	914,278	550,114	2,706,690
40 Madison	1,596,483	0	262,775	275,465	253,926	2,388,649
41 Manatee	26,398,468	1,399,092	10,035,150	19,752,915	3,886,852	61,472,477
42 Marion	32,203,144	50,156	9,196,293	14,133,028	15,850,264	71,432,885
43 Martin	15,970,399	0	7,314,379	4,170,429	5,956,614	33,411,821
44 Monroe	5,338,193	141,170	978,346	1,005,106	890,164	8,352,979
45 Nassau	14,754,331	0	1,840,495	3,850,626	5,225,718	25,671,170
46 Okaloosa	16,652,703	0	2,762,334	3,827,966	2,769,177	26,012,180
47 Okeechobee	4,107,241	0	916,731	1,326,935	2,019,818	8,370,725
48 Orange	153,184,961	7,736,243	35,111,140	39,353,395	15,834,213	251,219,952
49 Osceola	79,367,481	2,177,514	22,596,087	22,099,441	35,256,838	161,497,361
50 Palm Beach	137,031,375	1,076,752	42,596,719	17,957,905	13,599,649	212,262,400
51 Pasco	42,560,357	149,579	20,100,560	29,769,917	37,066,223	129,646,636
52 Pinellas	83,646,728	1,817	17,895,617	15,045,087	10,615,544	127,204,793
53 Polk	58,495,708	0	24,469,514	48,615,388	62,051,089	193,631,699
54 Putnam	10,045,986	52,211	1,418,203	1,318,299	1,276,612	14,111,311
55 St. Johns	26,134,482	162,064	12,550,747	18,997,065	26,594,997	84,439,355
56 St. Lucie	23,378,992	325,171	10,212,030	20,471,516	54,352,358	108,740,067
57 Santa Rosa	24,848,427	121,383	5,619,846	4,201,038	7,387,260	42,177,954
58 Sarasota	32,097,640	430,238	9,258,101	9,527,510	9,754,856	61,068,345
59 Seminole	43,405,640	1,221,849	12,900,922	12,544,043	5,409,345	75,481,799
60 Sumter	5,567,448	0	878,121	682,918	537,893	7,666,380
61 Suwannee	4,447,393	0	610,400	1,618,844	2,076,238	8,752,875
62 Taylor	2,614,860	0	385,052	349,706	322,980	3,672,598
63 Union	2,137,517	0	215,498	898,035	647,206	3,898,256
64 Volusia	41,853,226	2,280,318	11,390,642	10,409,030	10,079,213	76,012,429
65 Wakulla	4,206,055	57,036	554,566	1,490,289	3,583,126	9,891,072
66 Walton	5,554,869	0	2,216,111	2,960,743	954,324	11,686,047
67 Washington	2,855,876	0	859,402	1,213,392	1,422,802	6,351,472
68 Washington Special	0	0	0	0	0	0
69 FAMU Lab School	533,474	0	62,208	88,322	61,059	745,063
70 FAU Lab School	707,324	0	197,152	367,113	49,938	1,321,527
71 FSU Broward	0	0	0	0	0	0
72 FSU Leon	931,338	0	0	0	0	931,338
73 UF Lab School	928,221	0	121,217	113,235	109,055	1,271,728
74 Fla Virtual School	0	0	0	0	0	0
Total	\$2,011,851,074	\$30,000,000	\$570,000,000	\$654,697,990	\$650,000,000	\$3,916,549,064

*A total of \$963,242 is disbursed in cash payments annually to selected districts that elected not to participate in the bond sales.

All programs in columns 1 through 5 above are funded through the issuance of bonds.
The debt service obligation on these bonds is payable through lottery funds

For fiscal years 2004-05 and 2005-06, class size reduction appropriations were granted from other revenue sources and are not included herein.

**Historical Analysis of the General Revenue Fund
Total Appropriations and Education Appropriations*
(millions)**

	Total Appropriations		Non Recurring		Recurring		Total Education Appropriations		Non Recurring		Recurring		Recurring Education Appropriations as a Percentage of Total Appropriations		Education Appropriations as a Percentage of Total Appropriations	
1986-87	7,788.5	291.2	7,497.3	4,651.7	64.2	4,587.5	61.19%	59.73%								
1987-88	8,629.9	83.1	8,546.8	5,111.4	2.3	5,109.1	59.78%	59.23%								
1988-89	9,513.0	109.3	9,403.7	5,552.0	36.1	5,515.9	58.66%	58.36%								
1989-90	9,976.4	67.5	9,908.9	5,724.5	3.1	5,721.4	57.74%	57.38%								
1990-91	10,473.2	58.4	10,414.8	5,807.5	14.4	5,793.1	55.62%	55.45%								
1991-92	11,061.2	22.2	11,039.0	5,804.7	1.9	5,802.8	52.57%	52.48%								
1992-93	11,837.1	28.7	11,808.4	6,010.5	0.3	6,010.2	50.90%	50.78%								
1993-94	13,039.5	150.1	12,889.4	6,550.0	57.6	6,492.4	50.37%	50.23%								
1994-95	13,875.1	61.2	13,813.9	6,995.6	15.4	6,980.2	50.53%	50.42%								
1995-96	14,797.4	401.4	14,396.0	7,503.8	122.9	7,380.9	51.27%	50.71%								
1996-97	15,563.8	400.3	15,163.5	8,128.9	84.1	8,044.8	53.05%	52.23%								
1997-98	17,098.1	696.8	16,401.3	9,212.4	395.4	8,817.0	53.76%	53.88%								
1998-99	18,009.8	599.6	17,410.2	9,649.0	138.3	9,510.7	54.63%	53.58%								
1999-00	18,447.1	709.7	17,737.4	10,236.3	368.1	9,868.2	55.63%	55.49%								
2000-01	19,607.4	517.3	19,090.1	10,655.8	142.9	10,512.9	55.07%	54.35%								
2001-02	19,077.3	554.7	18,522.6	10,046.8	215.9	9,830.9	53.08%	52.66%								
2002-03	20,494.1	464.8	20,029.3	10,814.1	63.2	10,750.9	53.68%	52.77%								
2003-04	21,179.7	70.5	21,109.2	11,223.5	1.2	11,222.3	53.16%	52.99%								
2004-05	23,670.2	1,111.9	22,558.4	12,144.0	184.5	11,959.5	53.02%	51.31%								
2005-06	26,472.6	1,654.1	24,818.5	13,379.8	324.8	13,055.0	52.60%	50.54%								
2006-07	29,135.2	2,488.4	26,646.8	14,233.0	259.6	13,973.4	52.44%	48.85%								
2007-08	28,475.4	1,900.5	26,574.9	14,503.3	552.2	13,951.1	52.50%	50.93%								
2008-09	24,802.8	678.5	24,124.3	12,329.0	37.3	12,291.7	50.95%	49.71%								
2009-10	21,126.2	509.1	20,617.1	11,375.2	48.2	11,327.0	54.94%	53.84%								
2010-11	23,877.6	1,343.4	22,534.2	12,557.7	359.3	12,198.4	54.13%	52.59%								
2011-12	23,006.5	281.3	22,725.2	12,009.8	21.3	11,988.5	52.75%	52.20%								

The purpose of this table is to demonstrate the continuity of General Revenue appropriations for education since the inception of the Florida Lottery. The Educational Enhancement Trust Fund supplements, but does not supplant, state funding of education through the General Revenue Fund and other revenue sources. Excludes fixed capital outlay appropriations.

* Data for this chart are available from OPB/Governors office or Legislative staff. FDOE does not have access to LAS/PBS data other than Education.

EDUCATIONAL ENHANCEMENT TRUST FUND
FINANCIAL OUTLOOK STATEMENT
Including the results of the December Revenue Estimating Conferences
FY 2011-12 through FY 2015-16
(\$ MILLIONS)

DATE: 9-Dec-11

	<u>RECURRING</u>	<u>NON- RECURRING</u>	<u>TOTAL</u>
FUNDS AVAILABLE 2011-12			
Balance forward from 2010-11	0.0	109.6	109.6
Revenues from Lottery ticket sales	1,264.4	0.0	1,264.4
Revenues from slot machine activity (A)	180.0	(35.2)	144.8
Transfer from DOL Administrative TF	7.8	0.0	7.8
Interest earnings	3.0	0.0	3.0
Total 2011-12 funds available	1,455.2	74.4	1,529.6
EFFECTIVE APPROPRIATIONS 2011-12			
Public Schools	235.7	0.0	235.7
Workforce Education	35.1	0.0	35.1
State University System	235.1	18.8	253.9
Florida College System	130.4	0.0	130.4
Bright Futures	342.9	7.1	350.0
Student Financial Assistance	50.7	0.0	50.7
SMART Schools/Classrooms First	162.1	0.0	162.1
Class Size Reduction/Debt Service	154.9	0.0	154.9
Total 2011-12 effective appropriations	1,346.9	25.9	1,372.8
AVAILABLE RESERVES	108.3	48.5	156.8
FUNDS AVAILABLE 2012-13			
Balance forward from 2011-12	0.0	156.8	156.8
Revenues from Lottery ticket sales	1,291.1	0.0	1,291.1
Revenues from slot machine activity (A)	180.0	(26.2)	153.8
Interest earnings	3.0	0.0	3.0
Total 2012-13 funds available	1,474.1	130.6	1,604.7
FUNDS AVAILABLE 2013-14			
Revenues from Lottery ticket sales	1,306.9	0.0	1,306.9
Revenues from slot machine activity (A)	180.0	0.0	180.0
Interest earnings	3.0	0.0	3.0
Total 2013-14 funds available	1,489.9	0.0	1,489.9
FUNDS AVAILABLE 2014-15			
Revenues from Lottery ticket sales	1,324.0	0.0	1,324.0
Revenues from slot machine activity (A)	186.8	0.0	186.8
Interest earnings	3.0	0.0	3.0
Total 2014-15 funds available	1,513.8	0.0	1,513.8
FUNDS AVAILABLE 2015-16			
Revenues from Lottery ticket sales	1,341.1	0.0	1,341.1
Revenues from slot machine activity (A)	192.5	0.0	192.5
Interest earnings	3.0	0.0	3.0
Total 2015-16 funds available	1,536.6	0.0	1,536.6

(A) This estimate is based on the operation of slot machines in seven pari-mutuel facilities located in Miami-Dade and Broward counties. If additional slot machine operations are authorized by legislative or administrative actions in other locations, revenues from slot machine operations will likely increase.