


Florida Voluntary Prekindergarten (VPK) Assessment and VPK Assessment Online Reporting System



Purpose

The purpose of the Florida Voluntary Prekindergarten (VPK) Assessment is to provide teachers with valid and reliable feedback regarding children's progress in attaining the skills in the VPK Education Standards, so that teachers may use this information to inform instructional decisions in the VPK classroom.



Current Research

□ Predictors of Early Literacy

- Alphabet knowledge
- Phonological Processing
- Writing/writing name
- Phonological short term memory
- Rapid naming tasks (letters/digits)
- Rapid naming tasks (objects/colors)

- 2008 National Early Literacy Panel (NELP) Findings



Historical Background

It was determined by the Department that the Florida VPK Assessment would be designed to:

- reflect current research on emergent literacy and numeracy
- align with the VPK Education Standards
- predict student performance on the Florida Assessments for Instruction in Reading for Kindergarten and
- provide teacher's with valid and reliable feedback regarding children's progress in attaining these specific skills so that teachers may use this information to customize instruction to meet the needs of each child.

Description of the Florida VPK Assessment

The content for the three early literacy measures was decided by identifying the best predictors of later reading success.

Print knowledge, phonological awareness, and oral language/vocabulary are the best predictors for conventional early reading ability.

Description of the Florida VPK Assessment (continued)

The content for the early mathematics measure was decided by identifying the best predictors of later mathematics success.

Number sense is one of the best known informal predictors of formal mathematics ability.

Assessment Measures

1. Print Knowledge
2. Phonological Awareness
3. Mathematics
4. Oral Language/Vocabulary



General Administration Procedures

- Assessment measures must be administered in this order:
 - Print Knowledge
 - Phonological Awareness
 - Mathematics
 - Oral Language/Vocabulary

- All items in each assessment measure are administered

Types of Assessment Items

Multiple choice items

Free response items



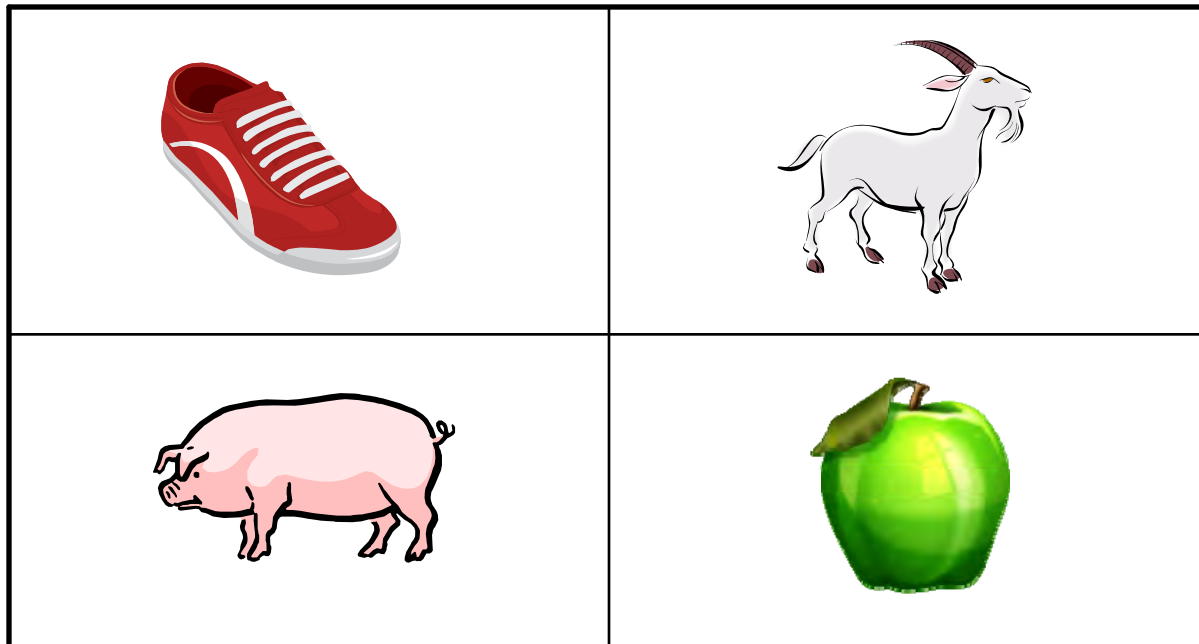
Description of Multiple Choice Items

- The child is asked a question and shown four choices on the appropriate page in the assessment binder.
- Then the child is required to point to the choice (e.g., picture, letter, word) he/she thinks is correct.



Example of Multiple Choice Item

Script: Look at these pictures. Shoe. Goat. Pig.
Apple. Point to the picture of the pig.



The child would see this page.



Description of Free Response Items

- The child is asked a question and required to give a verbal response.
- The **only** way to receive an answer on the free response items is for the child to respond verbally.



Example of Free Response Item

Script: What letter makes the /m/ sound?



The child would see this blank page.



Print Knowledge (PK) Measure

- Assesses the child's ability to:
 - recognize letters or words
 - demonstrate knowledge of letter names (both upper and lower case)
 - recognize sounds letters make

There are a total of 12 assessment items
plus two practice items.



Phonological Awareness (PA) Measure

- Awareness of the different sounds in a word.
- Assesses the child's ability to:
 - blend (put together) a word if it is broken up into smaller sounds or syllables
 - to blend a compound word
 - recognize the remaining word when part of the original/stimulus word is taken away.

There are a total of 14 assessment items
plus 2 practice items.

Mathematics Measure

- Assesses early numeracy skills across three different areas:
 - counting
 - numerical relations
 - arithmetic reasoning

There are no practice items and a total of 13 assessment items.



Oral Language/Vocabulary (OL/V) Measure

- Assesses the child's:
 - *receptive language* and *expressive language*
 - targets the child's knowledge of *adjectives*, *verb tenses*, *prepositions*, and *nouns* and their functions

There are a total of 22 assessment items in AP1, 23 assessment items in AP2 and AP3 and **NO** practice items.

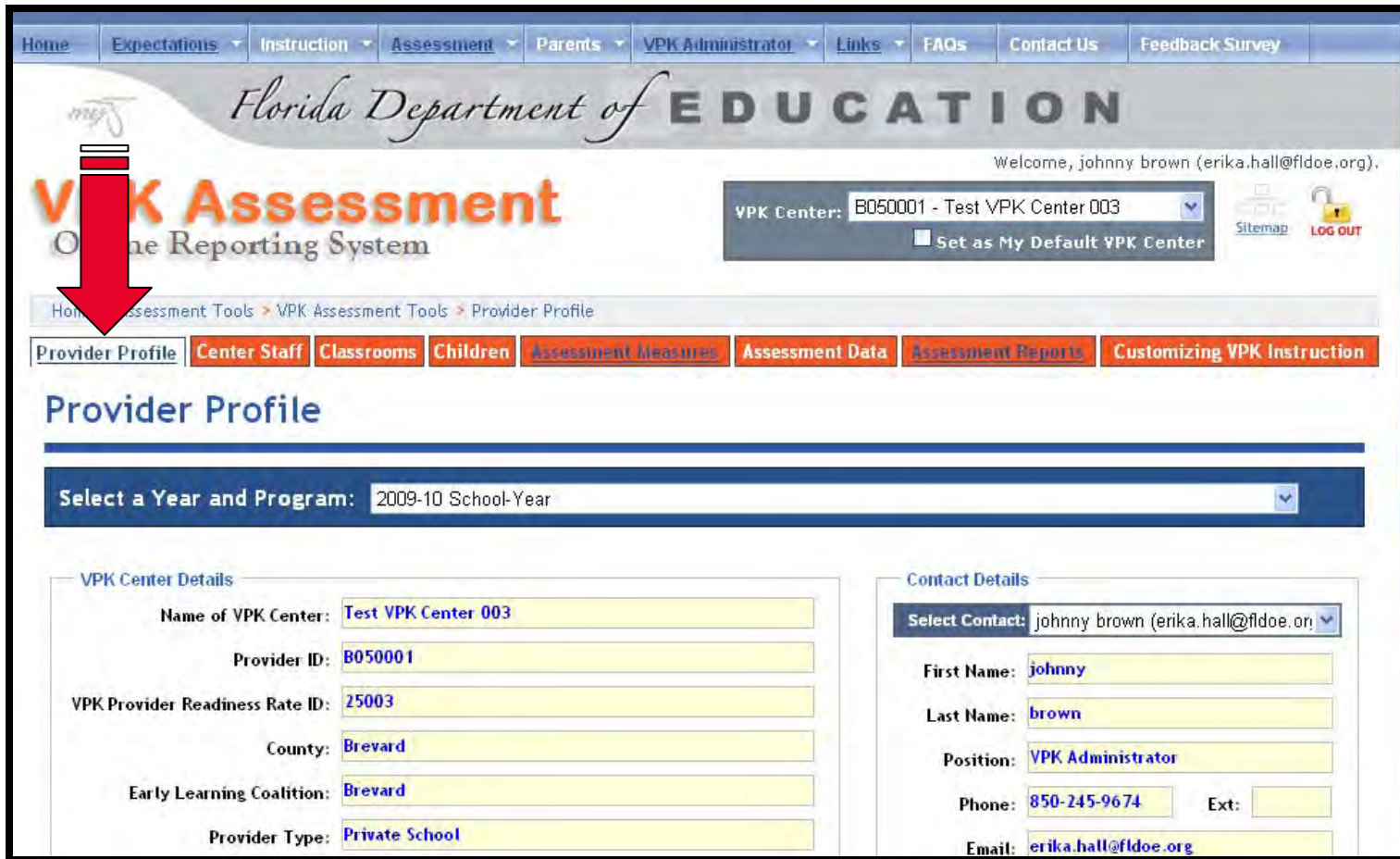
VPK Assessment Online Reporting System



The screenshot shows the user interface of the VPK Assessment Online Reporting System. At the top is a navigation menu with the following items: Home, Expectations, Instruction, Assessment, Parents, VPK Administrator, Links, FAQs, Contact Us, and Feedback Survey. Below the menu is a banner for the Florida Department of Education, featuring the state logo and the text "Florida Department of EDUCATION". A welcome message reads "Welcome, johnny brown (erika.hall@fldoe.org)". The main heading is "VPK Assessment Online Reporting System". On the right, there is a dropdown menu for "VPK Center:" with the selected value "B050001 - Test VPK Center 003" and a "Set as My Default VPK Center" checkbox. To the right of this are icons for "Sitemap" and "LOG OUT".



VPK Assessment Online Reporting System - Provider Profile Tab



The screenshot shows the Florida Department of Education's VPK Assessment Online Reporting System. The user is logged in as johnny brown (erika.hall@fldoe.org). The VPK Center is set to B050001 - Test VPK Center 003. The navigation menu includes: Home, Expectations, Instruction, Assessment, Parents, VPK Administrator, Links, FAQs, Contact Us, and Feedback Survey. The breadcrumb trail is: Home > Assessment Tools > VPK Assessment Tools > Provider Profile. The 'Provider Profile' tab is selected in the navigation bar. Below the navigation bar, there is a 'Select a Year and Program' dropdown menu set to '2009-10 School-Year'. The main content area is divided into two sections: 'VPK Center Details' and 'Contact Details'. The 'VPK Center Details' section includes: Name of VPK Center: Test VPK Center 003, Provider ID: B050001, VPK Provider Readiness Rate ID: 25003, County: Brevard, Early Learning Coalition: Brevard, and Provider Type: Private School. The 'Contact Details' section includes: Select Contact: johnny brown (erika.hall@fldoe.org), First Name: johnny, Last Name: brown, Position: VPK Administrator, Phone: 850-245-9674, Ext: (empty), and Email: erika.hall@fldoe.org.

Florida Department of **EDUCATION**

Welcome, johnny brown (erika.hall@fldoe.org).

VPK Assessment
Online Reporting System

VPK Center: B050001 - Test VPK Center 003
 Set as My Default VPK Center

Sitemap LOG OUT

Home > Assessment Tools > VPK Assessment Tools > Provider Profile

Provider Profile | Center Staff | Classrooms | Children | Assessment Measures | Assessment Data | Assessment Reports | Customizing VPK Instruction

Provider Profile

Select a Year and Program: 2009-10 School-Year

VPK Center Details

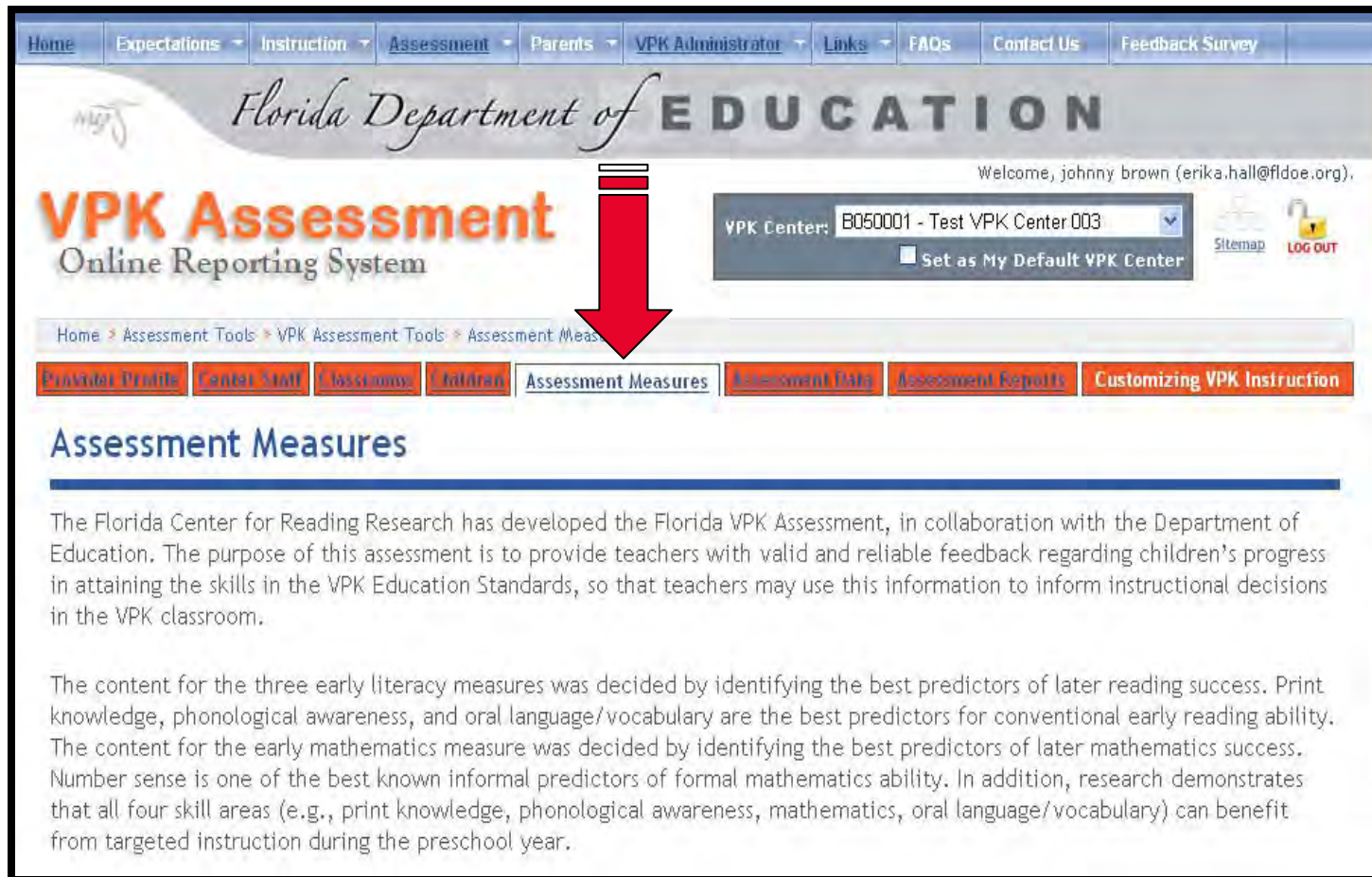
Name of VPK Center: Test VPK Center 003
Provider ID: B050001
VPK Provider Readiness Rate ID: 25003
County: Brevard
Early Learning Coalition: Brevard
Provider Type: Private School

Contact Details

Select Contact: johnny brown (erika.hall@fldoe.org)
First Name: johnny
Last Name: brown
Position: VPK Administrator
Phone: 850-245-9674 Ext:
Email: erika.hall@fldoe.org



VPK Assessment Online Reporting System – Assessment Measures Tab



The screenshot displays the Florida Department of Education's VPK Assessment Online Reporting System. The navigation menu at the top includes Home, Expectations, Instruction, Assessment, Parents, VPK Administrator, Links, FAQs, Contact Us, and Feedback Survey. The main header features the Florida Department of Education logo and the text "Florida Department of EDUCATION". Below this, the system title "VPK Assessment Online Reporting System" is displayed. A welcome message for "johnny brown (erika.hall@fldoe.org)" is visible. A dropdown menu for "VPK Center" is set to "B050001 - Test VPK Center 003", with a "Set as My Default VPK Center" checkbox. A "LOG OUT" button is also present. A breadcrumb trail shows the path: Home > Assessment Tools > VPK Assessment Tools > Assessment Measures. A red arrow points to the "Assessment Measures" tab in the navigation bar, which is highlighted. Below the navigation bar, the "Assessment Measures" section is titled, followed by a paragraph explaining the purpose of the assessment and another paragraph detailing the content of the measures.

Florida Department of EDUCATION

Welcome, johnny brown (erika.hall@fldoe.org).

VPK Center: B050001 - Test VPK Center 003
 Set as My Default VPK Center

Home > Assessment Tools > VPK Assessment Tools > Assessment Measures

Provider Profile | Center Staff | Classrooms | Children | **Assessment Measures** | Assessment Data | Assessment Reports | Customizing VPK Instruction

Assessment Measures

The Florida Center for Reading Research has developed the Florida VPK Assessment, in collaboration with the Department of Education. The purpose of this assessment is to provide teachers with valid and reliable feedback regarding children's progress in attaining the skills in the VPK Education Standards, so that teachers may use this information to inform instructional decisions in the VPK classroom.

The content for the three early literacy measures was decided by identifying the best predictors of later reading success. Print knowledge, phonological awareness, and oral language/vocabulary are the best predictors for conventional early reading ability. The content for the early mathematics measure was decided by identifying the best predictors of later mathematics success. Number sense is one of the best known informal predictors of formal mathematics ability. In addition, research demonstrates that all four skill areas (e.g., print knowledge, phonological awareness, mathematics, oral language/vocabulary) can benefit from targeted instruction during the preschool year.



VPK Assessment Online Reporting System – Assessment Data Tab

The screenshot displays the Florida Department of Education's VPK Assessment Online Reporting System. At the top, a navigation menu includes links for Home, Expectations, Instruction, Assessment, Parents, VPK Administrator, Links, FAQs, Contact Us, and Feedback Survey. Below the menu is the Florida Department of Education logo and the text "Florida Department of EDUCATION". A welcome message reads "Welcome, johnny brown (erika.hall@fldoe.org)".

The main heading is "VPK Assessment Online Reporting System". To the right, there is a dropdown menu for "VPK Center" with the selected value "B050001 - Test VPK Center 003" and a checkbox for "Set as My Default VPK Center". Next to it are links for "Sitemap" and "LOG OUT".

A breadcrumb trail shows the path: Home > Assessment Tools > VPK Assessment Tools > Assessment Data. Below this is a horizontal menu with buttons for "Provider Profile", "Center Staff", "Classrooms", "Children", "Assessment Measures", "Assessment Data" (which is highlighted), "Assessment Reports", and "Customizing VPK Instruction". A large red arrow points from the "Assessment Data" dropdown menu to the "Assessment Data" button in the menu.

The main content area is titled "Assessment Data" and features a dropdown menu labeled "Select a Year and Program:" with the placeholder text "Select a Year and Program".

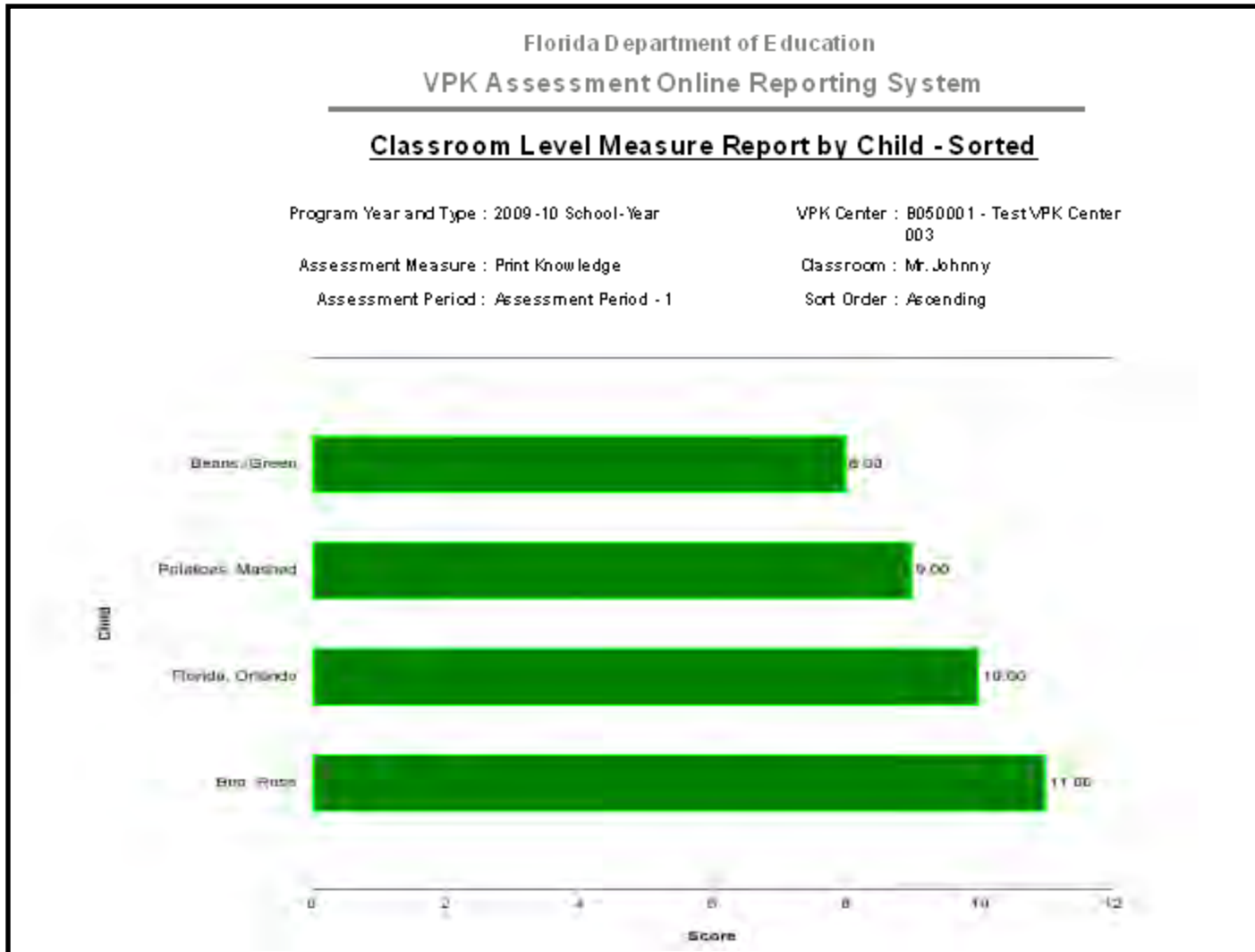


VPK Assessment Online Reporting System – Assessment Reports Tab

The screenshot displays the Florida Department of Education's VPK Assessment Online Reporting System. The top navigation bar includes links for Home, Expectations, Instruction, Assessment, Parents, VPK Administrator, Links, FAQs, Contact Us, and Feedback Survey. The main header features the Florida Department of Education logo and the text "Florida Department of EDUCATION". Below this, the "VPK Assessment Online Reporting System" title is shown. A user login area displays "Welcome, johnny brown (erika.hall@fldoe.org)" and a dropdown menu for "VPK Center" with "B050001 - Test Center 003" selected. A red arrow points to the "Assessment Reports" tab in the breadcrumb navigation. The breadcrumb path is: Home > Assessment Tools > VPK Assessment Tools > Assessment Reports > Child Level Measure Report by Assessment Period. The "Assessment Reports" tab is highlighted in red. Below the breadcrumb, a series of red buttons represent different report types: Provider Profile, Center Staff, Classroom, Children, Assessment Measures, Assessment Data, Assessment Reports, and Customizing VPK Instruction. The "Assessment Reports" section is titled "Assessment Reports" and contains three steps: Step 1: Select Report Type (Child Level Measure Report by Assessment Period), Step 2: Select Report Parameters (Child Level Measure Report by Assessment Period) with dropdowns for Select Year and Program, Classroom, Child, Assessment Measure, and Report Type, and a Run Report button, and Step 3: Report Viewer (NOTE: For Printer-friendly version, Export Report as PDF/Excel document using the menu below and then print report).



VPK Assessment Online Reporting System – Sample Report



VPK Assessment Online Reporting System – Customizing VPK Instruction Tab



The screenshot shows the Florida Department of Education's VPK Assessment Online Reporting System. The navigation menu at the top includes: Home, Expectations, Instruction, Assessment, Parents, VPK Administrator, Links, FAQs, Contact Us, and Feedback Survey. The main header features the Florida Department of Education logo and the text "Florida Department of EDUCATION". A welcome message reads "Welcome, johnny brown (johnny.brown@fldoe.org)". The VPK Center is set to "B050001 - Test VPK Center 003" with a "Set as My Default VPK Center" checkbox. A "LOG OUT" button is visible. The breadcrumb trail is "Home > Assessment Tools > VPK Assessment Tools > Customizing VPK Instruction". The navigation menu includes: Provider Profile, Center Staff, Classrooms, Children, Assessment Measures, Assessment Data, Assessment Reports, and Customizing VPK Instruction (highlighted). The main content area is titled "Customizing VPK Instruction" and includes a "Print Knowledge" section with two links: "Bright Beginnings Customizing Instruction - Reading & Language Arts: VPK Resources" and "Florida Department of Education, Office of Early Learning Sample Lesson Plans".



VPK Assessment

Timeline

□ Timeline

- A total of 180 public and non-public school VPK teachers from across the state, administered the VPK Assessment for AP1: October 3 – November 4, 2009
- Public and non-public school VPK teachers engaged in the field test, were trained to administer the VPK Assessment for AP2: January 7 – 28, 2010
- Assessment Period 2 (AP2): February 8-19, 2010
- Assessment Period 3 (AP3): End of April, 2010



VPK Assessment

Timeline

□ Timeline

- Preliminary Report of Field Test – Summer 2010
- Finalize Assessment Items and Administration – Summer/Fall 2010
- Statewide Implementation – Fall 2010
- Continue Technical Analyses Related to Alignment with the Florida Assessments for Instruction in Reading (FAIR-K)



VPK Assessment

Next Steps

- Statewide Implementation Plan
 - Production and Availability of VPK Assessment
 - Review and Revise Online Reporting System
 - Decision Rules Regarding Access to Child/Class/Provider/Coalition-level Data
 - Development and Delivery of Training
 - ...



Contact Information

**Florida Department of Education
Office of Early Learning**

1-866-447-1159

earlylearning@fldoe.org

