

# The Florida College System Leads SREB Member States in Student Indicators

The Southern Regional Education Board (SREB) is a nonprofit, nonpartisan organization that works with 16 member states (Alabama, Arkansas, Delaware, Florida, Georgia, Kentucky, Louisiana, Maryland, Mississippi, North Carolina, Oklahoma, South Carolina, Tennessee, Texas, Virginia, and West Virginia) to improve public pre-kindergarten through 12<sup>th</sup> grade and higher education.<sup>1</sup> Founded by the region's governors and legislators in 1948, SREB was America's first interstate compact for education and is currently the only regional education compact that works directly with state leaders, schools, and educators to improve student learning and achievement at every level.<sup>2</sup>

The SREB-State Data Exchange collects, compiles, and publishes the most up-to-date statistics on postsecondary education in the SREB region. These data are presented by institutional category (i.e., public two-year, four-year, and technical institutes). The following indicators are presented in this report:

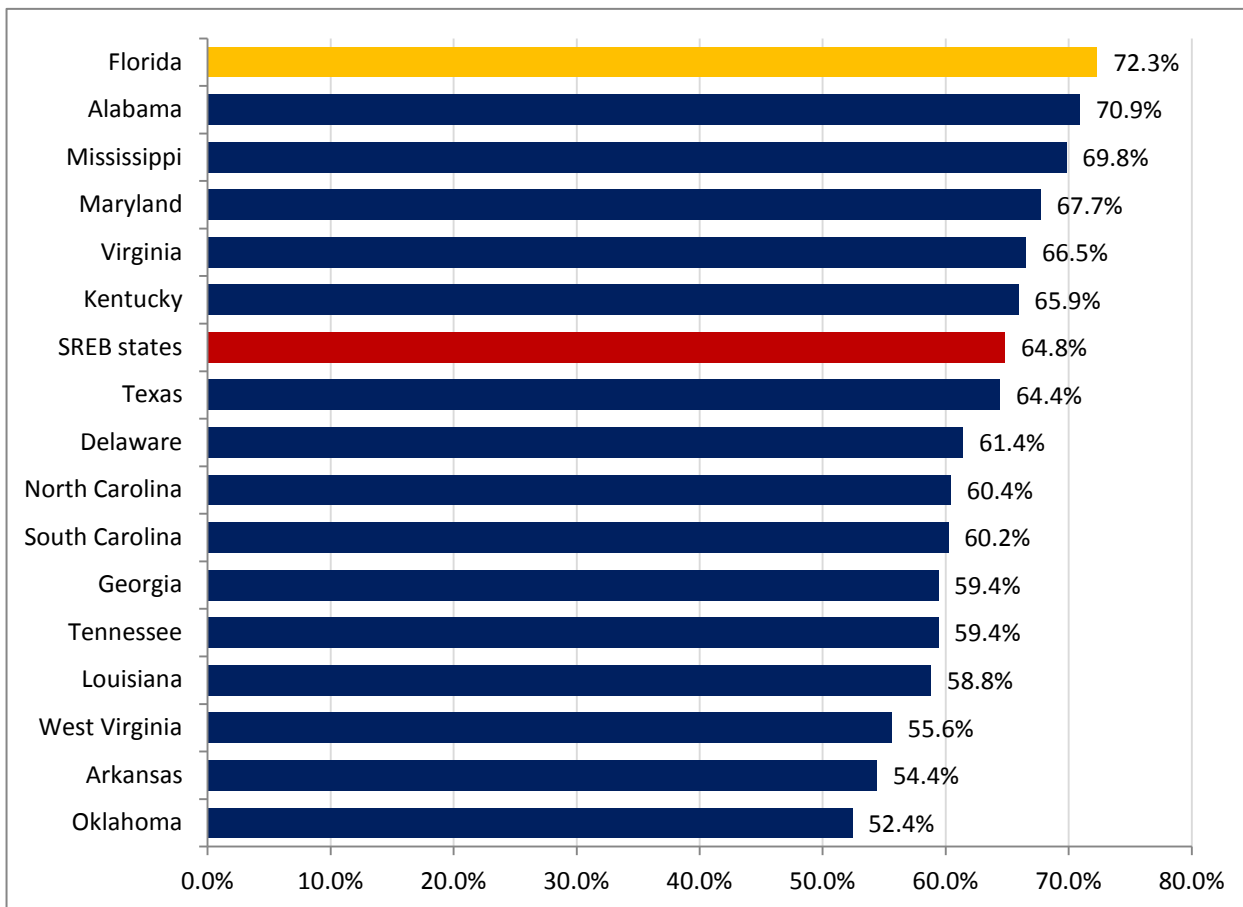
- First-Year Student Persistence Rates (students enrolled in 2009 through fall 2010)
- Graduation Rates for Degrees and Certificates (three-year graduation rates, 2007 cohort)
- Degrees and Certificates Conferred (2009-10)
- Appropriations (2010-11)
- Tuition and Fees (2010-11)

Data in this report for The Florida College System (FCS) are compared to other member states on the key indicators listed above. As with previous years, the FCS's performance has surpassed other member states (i.e., first-year persistence; three-year graduation rates; and degrees and certificates awarded) while appropriations and tuition and fees revenue have remained among the lowest in the SREB region.

---

<sup>1</sup> Southern Regional Education Board, [http://www.sreb.org/page/1068/who\\_we\\_are.html](http://www.sreb.org/page/1068/who_we_are.html)

<sup>2</sup> Ibid.

**Exhibit 1. First-Year Persistence for Students Enrolling 2009 through Fall 2010**

Source: SREB State Data Exchange

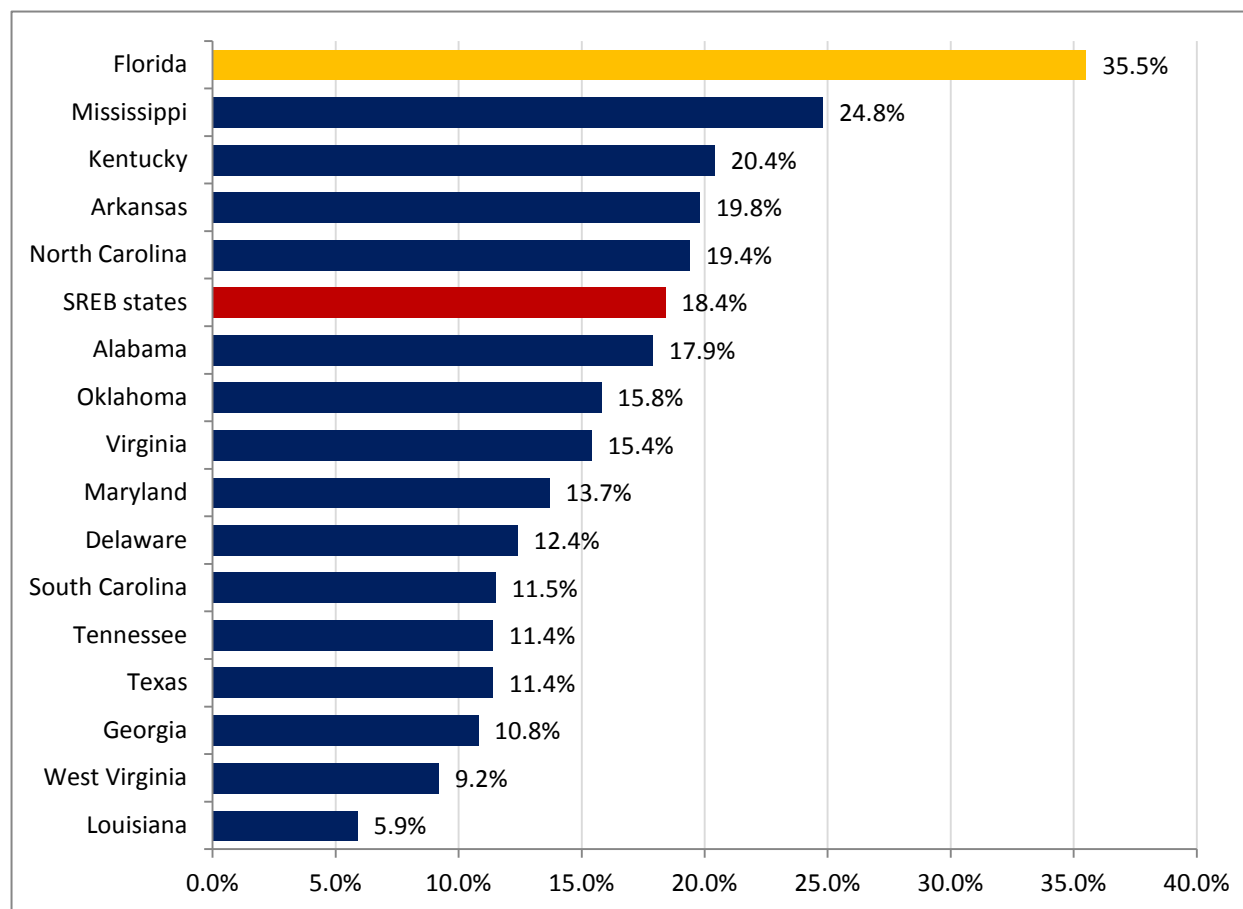
**Exhibit 1** provides the first-year persistence rates for full-time, first-time, degree- or certificate-seeking students from all public two-year institutions in the SREB region in 2009 through fall 2010. The SREB defines “persistence” as students re-enrolling or transferring out the second year.<sup>3</sup> Among the 16 SREB states, the FCS had the highest first-year persistence rate at 72.3%. More specifically, 66.3% of students in FCS re-enrolled the following year while 6.0% transferred out of the system.<sup>4</sup> Taken together, this is 7.5 percentage points above the SREB average (64.8%). Alabama’s first-year persistence rate of 70.9% was second to Florida, followed by Mississippi (69.8%), Maryland (67.7%), and Virginia (66.5%) to round out the top five SREB states with high first-year persistence.

<sup>3</sup> SREB State Data Exchange, 2010-11 Indicators Report, [http://info.sreb.org/DataLibrary/highered/DEIndicators11\\_Jan12.pdf](http://info.sreb.org/DataLibrary/highered/DEIndicators11_Jan12.pdf)

<sup>4</sup> Ibid, Table 20.



Exhibit 2. Three-Year Graduation Rates, 2007 Cohort

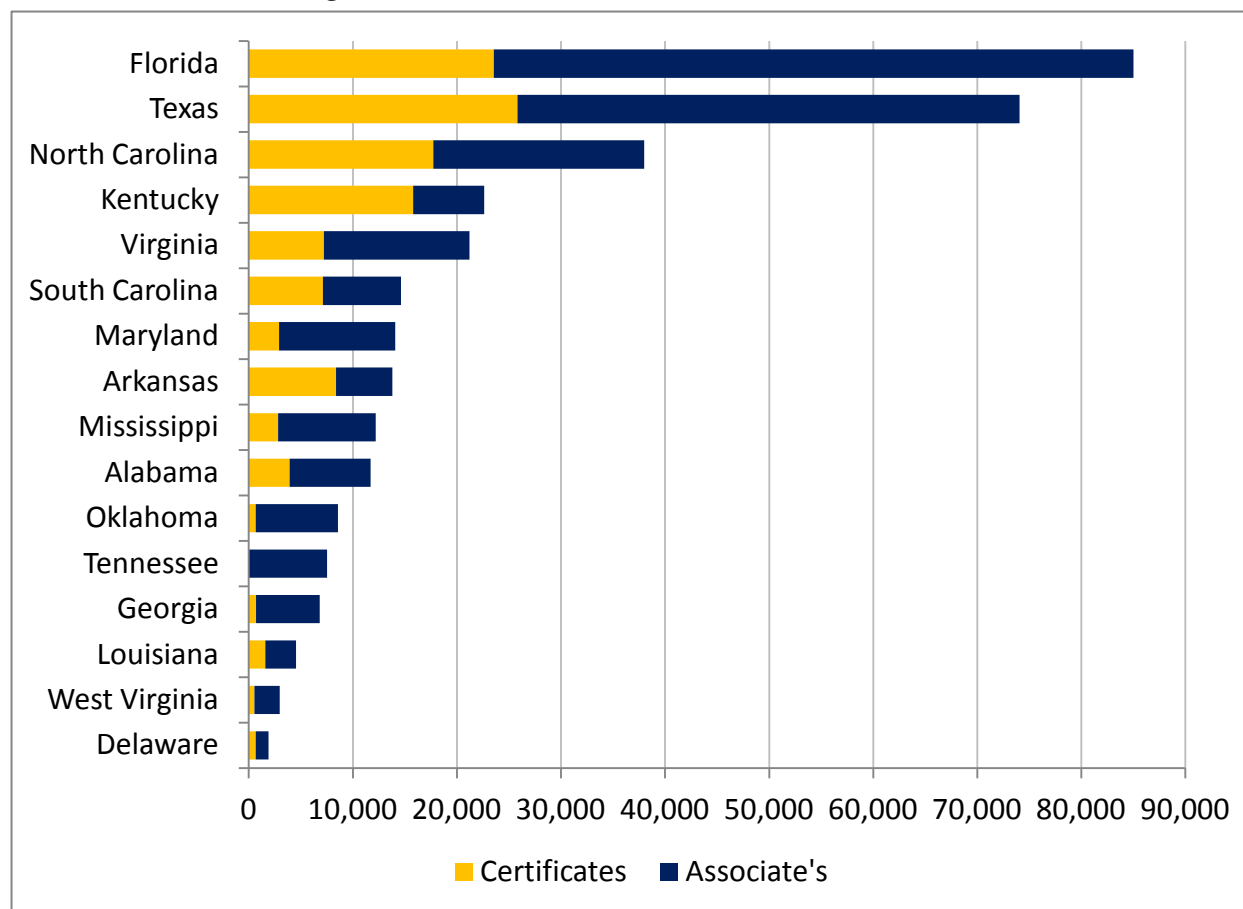


Source: SREB State Data Exchange

As part of its progression indicators, the SREB includes students who have completed their academic programs within 150% of normal time (i.e., three years). **Exhibit 2** shows the three-year graduation rate for the 2007 cohorts in each state. Florida had the highest three-year graduation rate at 35.5%. The SREB average was 18.4%, which was 17.1 percentage points below Florida.



Exhibit 3. Associate Degrees and Certificates Awarded, 2009-10

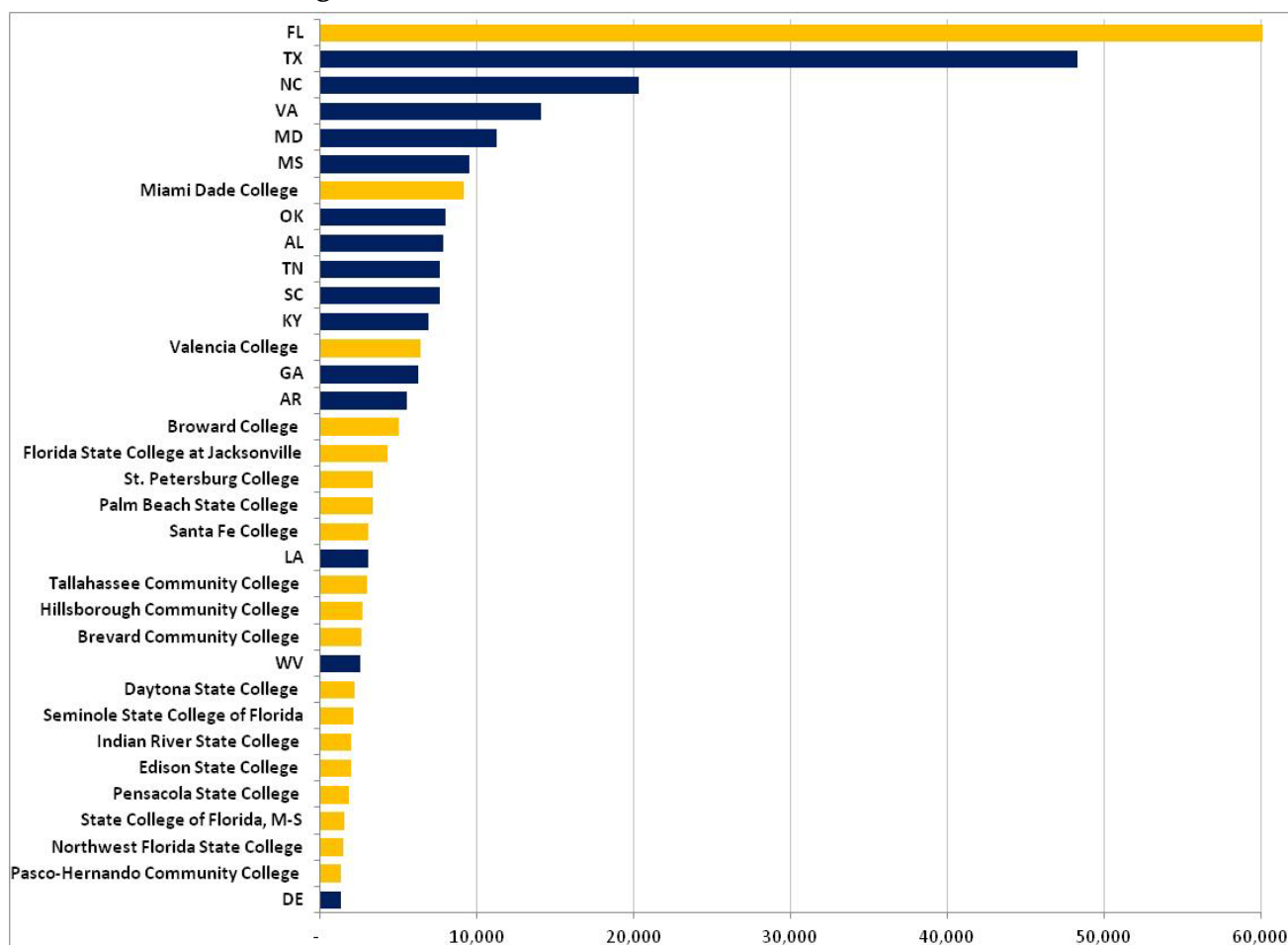


Source: SREB State Data Exchange

**Exhibit 3** shows that for certificates and associate degrees awarded, the FCS was first among all SREB states. In 2009-10, 23,554 certificates and 61,446 associate degrees were awarded by FCS institutions, for a total of 85,000 awards. Texas was second to Florida with 25,806 certificates and 48,253 associate degrees, totaling 74,059 awards.



Exhibit 4. Associate Degrees Awarded: FCS vs. SREB States, 2009-10

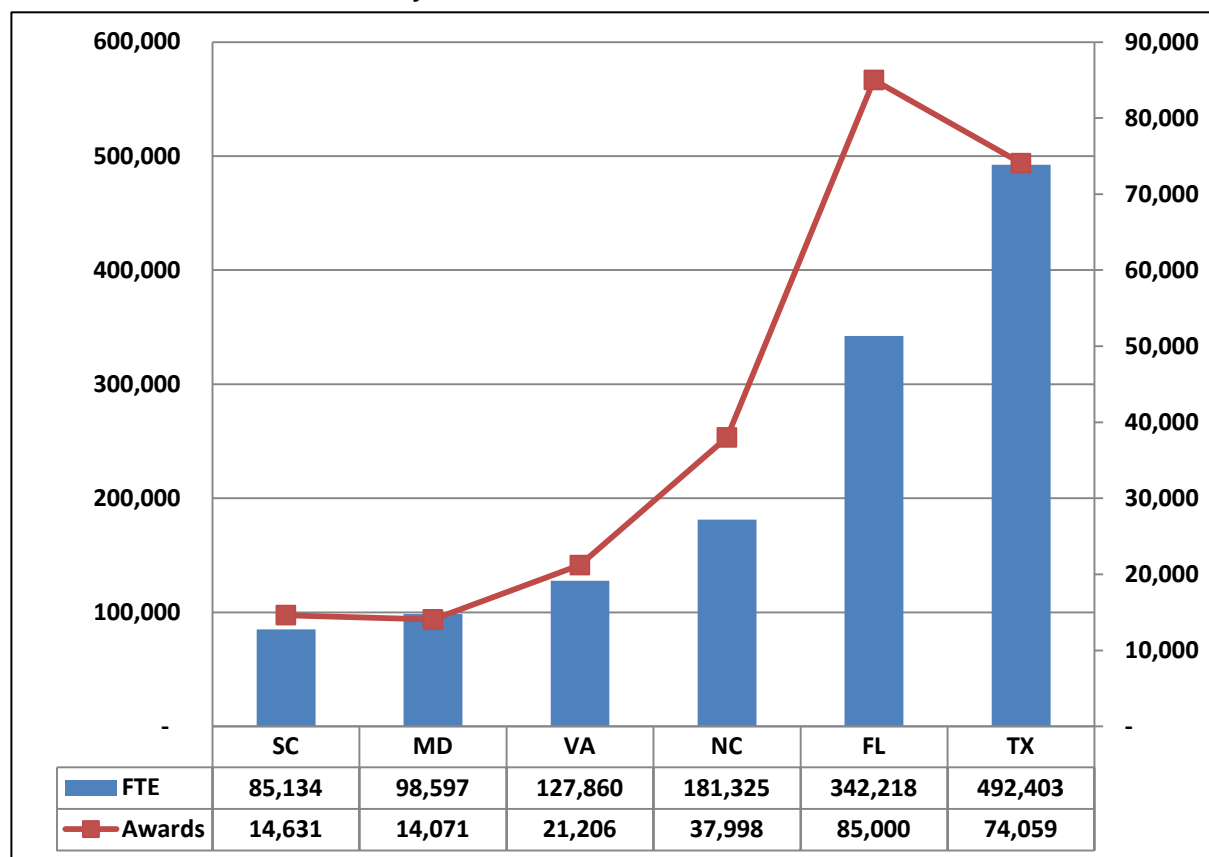


Source: SREB State Data Exchange

Not only does the FCS top the SREB states in the number of associate degrees awarded, but 18 FCS institutions produce more associate degree completers than other states in the SREB. Miami Dade College awarded more associate degrees than 10 SREB member states (Oklahoma, Alabama, Tennessee, South Carolina, Kentucky, Georgia, Arkansas, Louisiana, West Virginia, and Delaware). Valencia College produced more associate degrees than five states (Georgia, Arkansas, Louisiana, West Virginia, and Delaware). Remarkably, 16 FCS colleges are listed on the chart after Arkansas as producing more credentials than one or more SREB states.



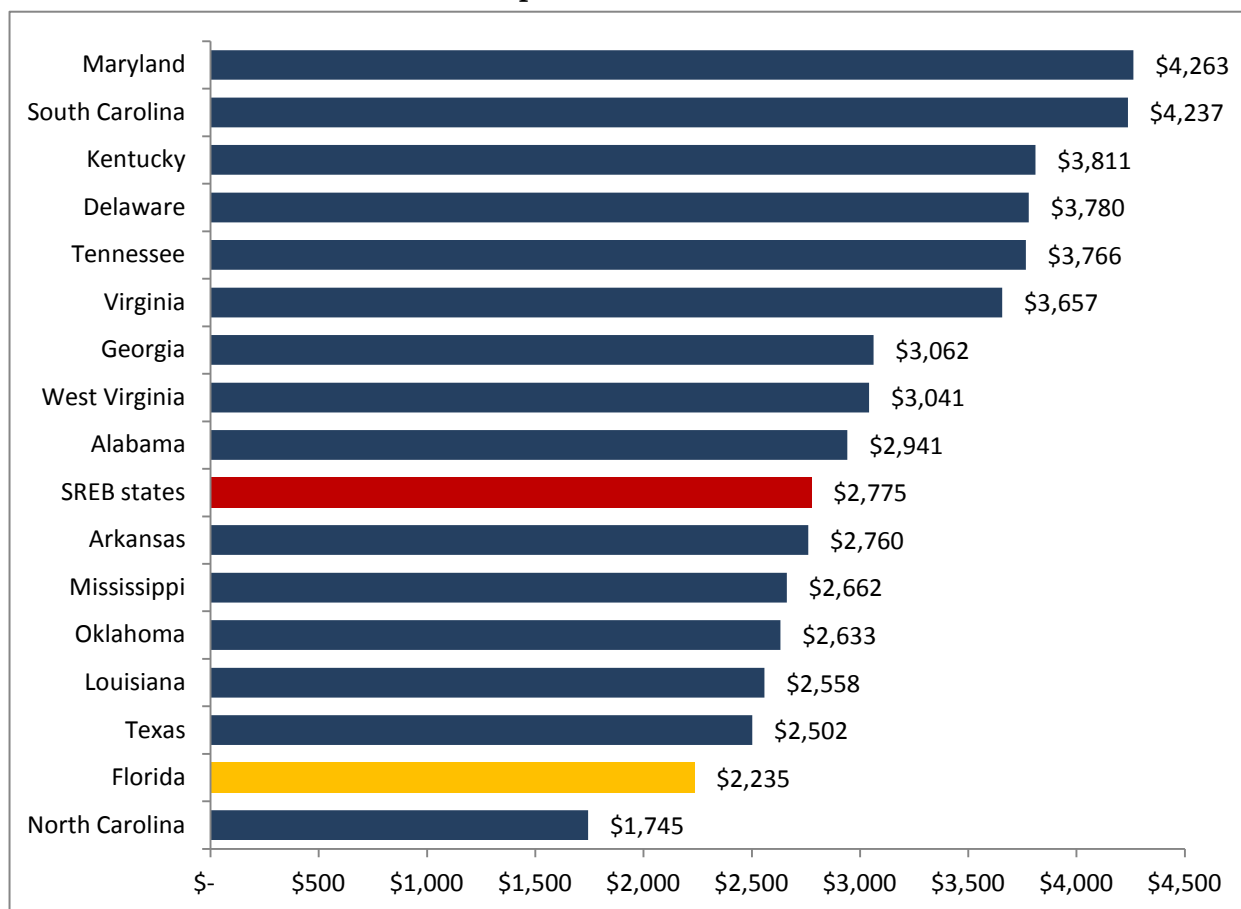
Exhibit 5. Awards Productivity, 2009-10



Source: SREB State Data Exchange

**Exhibit 5** shows a comparison of full-year, full-time equivalent (FTE) enrollments and award productivity between the FCS and selected surrounding SREB states. The SREB estimates FTE undergraduate enrollment for 2010-11 by taking the credit hours from calendar year 2010 (i.e., winter, spring, summer, and fall terms of 2010), by dividing total undergraduate semester credit hours by 30, and total undergraduate quarter hours by 45.<sup>5</sup> In terms of FTE, Texas has 492,403—the most of all the SREB states; Florida was second to Texas with 342,218. However, Florida leads in the number of certificates and degrees produced per FTE.

<sup>5</sup> SREB State Data Exchange, 2010-11 Indicators Report, Table 83, [http://info.sreb.org/DataLibrary/highered/DEIndicators11\\_Jan12.pdf](http://info.sreb.org/DataLibrary/highered/DEIndicators11_Jan12.pdf).

**Exhibit 6. Tuition and Fees Revenue\* per FTE, 2010-11**

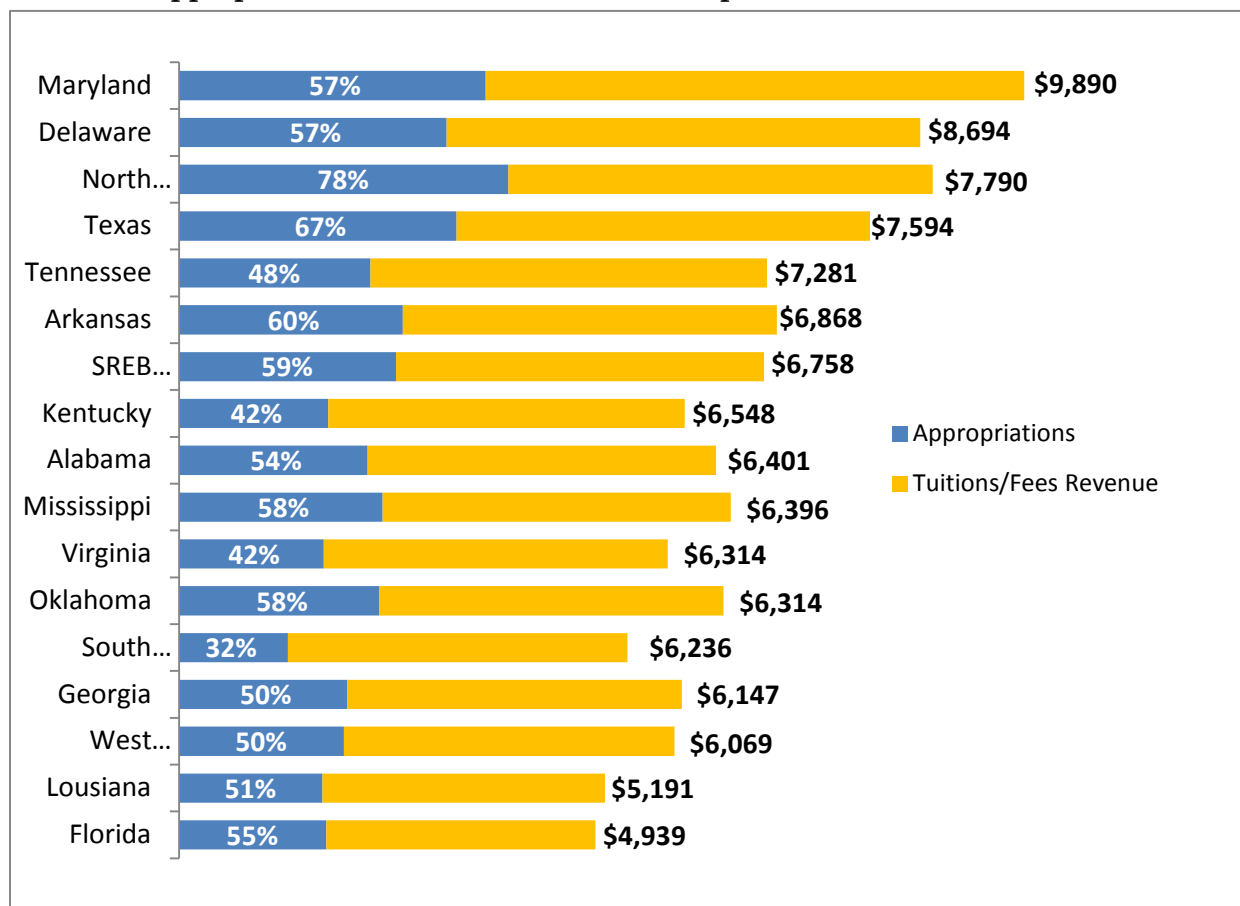
\*Excludes amounts mandated or used for debt service.

Source: SREB State Data Exchange

**Exhibit 6** shows tuition and fees revenue per FTE student by SREB states in 2010-11. For this category, Maryland topped the list of SREB states again at \$4,263—a \$2,028 difference from the FCS and \$1,488 higher than the SREB average. The FCS was second to last in the SREB at \$2,235, which is \$540 below the SREB average of \$2,775.



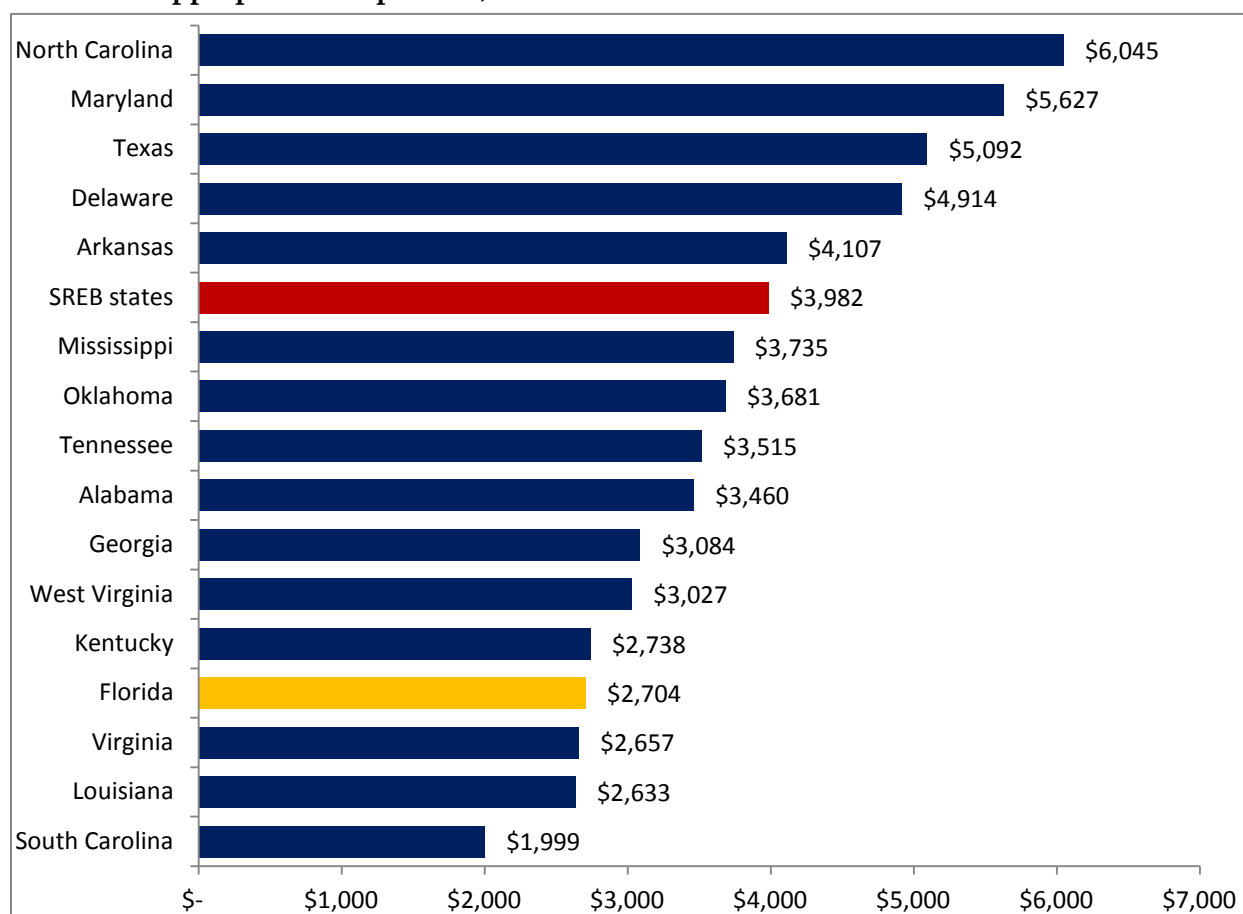
Exhibit 7. Appropriations and Tuition/Fees Revenue per FTE Student, 2010-11



Source: SREB State Data Exchange

Core funding sources for many public colleges are state and local appropriations and tuition and fees. **Exhibit 7** shows the proportion of appropriations in relation to total revenue generated per FTE (total dollar amount shown above represents appropriations plus tuition and fees). The FCS is last among the SREB states in terms of total revenue (\$4,939); 55% of total revenue comes from appropriations. North Carolina had the highest proportion of appropriations of all SREB states at 78%, while South Carolina had the lowest proportion of appropriations at 32%. Maryland topped the list, generating \$9,890 per FTE student.



**Exhibit 8. Appropriations\* per FTE, 2010-11**

\*Includes state and local general purpose and educational special purpose appropriations to campuses.

Source: SREB State Data Exchange

**Exhibit 8** shows appropriations per FTE, by SREB state. The FCS is fourth from last at \$2,704 decreasing 6.89% from \$2,904 in 2009-10. Florida (FCS) was also \$1,278 below the SREB average of \$3,982. Virginia, Louisiana, and South Carolina were below Florida (FCS). North Carolina topped the SREB member states at \$6,045, which represented a 6.1% decrease from 2009-10.

## Conclusion

The FCS is a top producer, nationally, in the number of associate degrees awarded. The Florida College System continues to exemplify efficiency and effectiveness. Despite these difficult economic times and low state funding, the FCS remains a leader among SREB states in terms of the number of certificates and degrees awarded.



***For more information please contact:***

Dr. Kathyrine Scheuch, Research Analyst

[Kathyrine.Scheuch@fldoe.org](mailto:Kathyrine.Scheuch@fldoe.org)

(850) 245-9456



Florida Department of Education

**Florida Department of Education  
Gerard Robinson Commissioner**

**The Florida College System  
Randall W. Hanna, Chancellor  
Julie Alexander, Interim Vice Chancellor**

**Phone: (850) 245-0407  
325 West Gaines Street, Suite 1544  
Tallahassee, Florida 32399-0400  
[www.fldoe.org/CC/](http://www.fldoe.org/CC/)**