



FLORIDA EDUCATION FINANCE PROGRAM (FEFP) FUNDING

Charter School New Applicant Training

May 2018

www.FLDOE.org

Florida Education Finance Program

- Primary mechanism for funding operating costs of Florida school districts
- Established by the Florida Legislature in 1973
- Calculated 5 times per year based on FTE
- Distribution of funds to school districts is based on the FEFP

FTE (Full Time Equivalent Student)

180 day term or hourly equivalent required by Section 1011.60(2), F.S. The hourly requirements are specified in Rule 6A-1.045111, FAC.

- 720 Hours of Instructional Time for Prekindergarten through Grade 3 Students (180 days x 4 hours per day)
- 900 Hours of Instructional Time for Grades 4 through 12 Students (180 days x 5 hours per day)

FTE Eligibility

Each PK-12 student must meet the membership requirement to **be eligible to be reported**, and must also meet the attendance requirement to **be eligible for funding**.

*Meeting the **Membership** requirement means that:*

- The student is **officially assigned** to a course or program by a school or district
- The school captures the student course schedule for **each student** on the membership roll during survey week on date certain
- Each student must be in attendance one of the 5 days of survey week or one of the 6 days prior to survey week in which school was in session.

Date Certain is always the Friday of Survey Week.

FTE Surveys

- **Survey Period 1 (July)** covers from the beginning of the fiscal year (July 1) to the beginning of the defined 180 day school year.
- **Survey Period 2 (October)** covers the first 90 days of the 180 day school year.
- **Survey Period 3 (February)** covers the second 90 days of the 180 day school year.
- **Survey Period 4 (June)** covers the period from the end of the 180 day school year to the end of the fiscal year (June 30).

All FTE Reporting Deadlines can be viewed at:

<http://fldoe.org/core/fileparse.php/7507/urlt/ftesurveydates.pdf>

The FEFP is calculated by the legislature and recalculated 4 times each year using projected and reported FTE as reported during the FTE surveys.

www.FLDOE.org

FEFP Calculations

The FEFP is calculated 5 times each year.

1st - May, created by the Legislature using projected FTE for all surveys. Used to establish WFTE caps.

2nd - July, uses projected FTE from all surveys, has new certified School Taxable Values from Counties.

FEFP Calculations

3rd - January, first calculation of the year to include actual FTE. Uses actual FTE for October, projected for February.

4th – April/May, uses actual FTE, October and February.

5th or Final - September of following year. Includes FTE amendments & audits.

2018-19 Program Cost Factors

Basic Programs	Grade Levels	Cost Factor
101	K-3	1.108
102	4-8	1.000
103	9-12	1.000
ESE Programs	Grade Levels	Cost Factor
111	K-3	1.108
112	4-8	1.000
113	9-12	1.000
254	K-12	3.619
255	K-12	5.642
ESOL (ELL)	Grade Levels	Cost Factor
130	K-12	1.185
Career Education	Grade Levels	Cost Factor
300	9-12	1.000

Base Funding Calculation

FTE

Full Time Equivalent Student

X

PCF

Program Cost Factor

=

WFTE

Weighted Full Time Equivalent Student

X

BSA

Base Student Allocation *2018-19 = \$4,204.42*

X

DCD

District Cost Differential

=

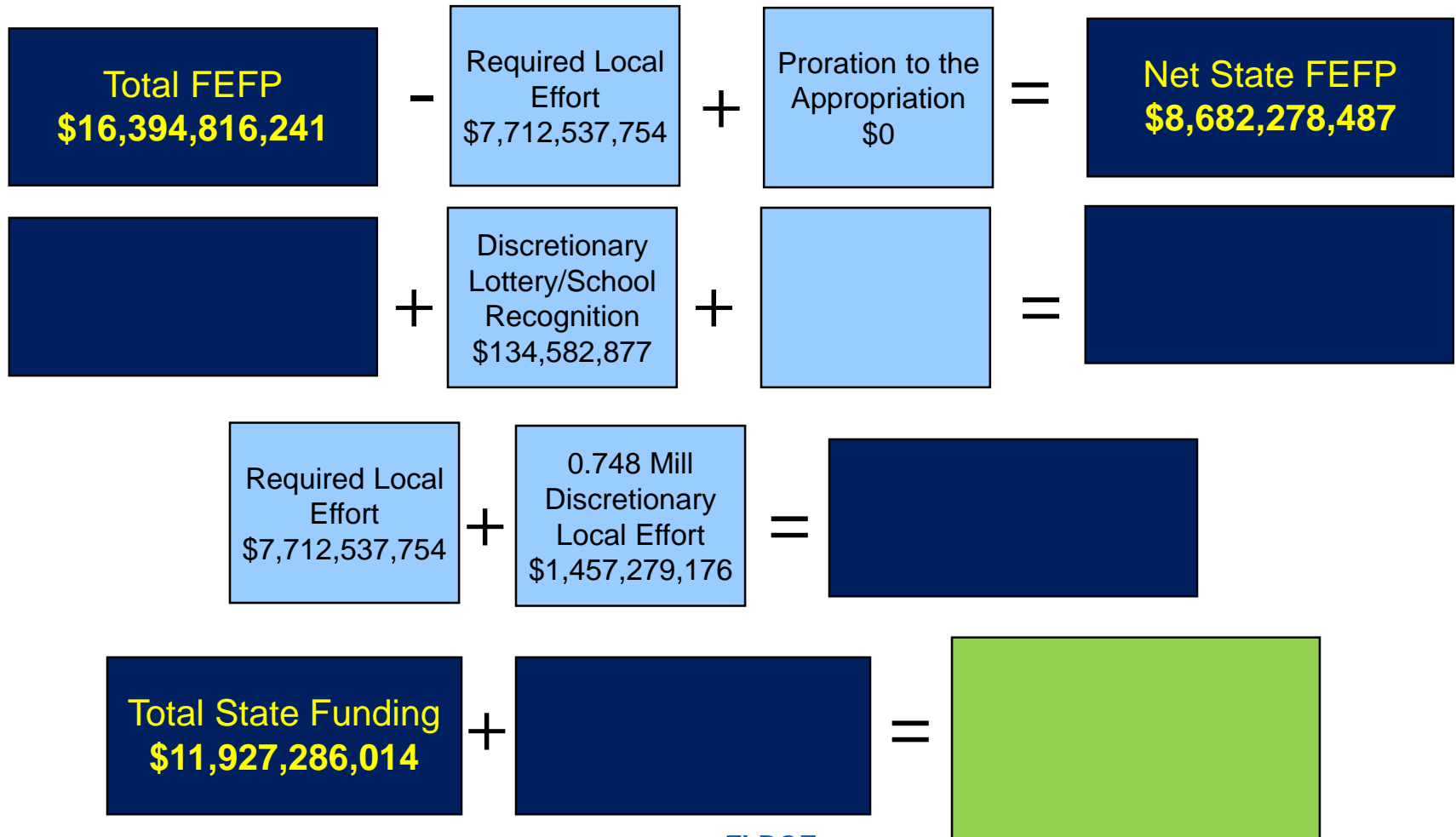
BASE FUNDING



2018-19 FEFP First Calculation

FTE Students 2,847,829.52	×	Program Weights	=	Weighted FTE Students 3,098,177.31	×	Base Student Allocation (BSA) \$4,204.42	×	District Cost Differential (DCD) Calculation	=
Base Funding \$13,036,844,519	+	Declining Enrollment Allocation \$3,118,431	+	Sparsity Supplement \$52,800,000	+	State Funded Discretionary Contribution \$20,918,636	+	0.748 Mill Compression \$246,327,174	+
DJJ Supplemental Allocation \$7,890,490	+	Safe Schools \$161,956,019	+	ESE Guaranteed Allocation \$1,067,088,437	+	Supplemental Academic Instruction \$717,760,938	+	Instructional Materials \$232,934,691	+
Student Transportation \$443,043,407	+	Teachers Classroom Supply Asst. Program \$54,143,375	+	Reading Allocation \$130,000,000	+	Virtual Education Contribution \$10,970,823	+	Digital Classroom Allocation \$70,000,000	+
Federally Connected Student Supplement \$12,998,772	+	Mental Health Assistance Allocation \$69,237,286	+	Total Funds Compression Allocation \$56,783,293	=	Total FEFP \$16,394,816,241			

2018-19 FEFP First Calculation



ESE Guaranteed Allocation

Historically, the FEFP included cost factors for ESE matrix levels of 251, 252, and 253. During the 2000 Legislative Session, the additional funding generated for special services was combined into one fund called the ESE Guaranteed Allocation. Each district now receives a calculated amount in the FEFP. This calculation is done in the FEFP Conference Report and is recalculated in the FEFP Third Calculation.

- *Gives districts more flexibility in allocating funds for students*
- *Reduction in workload – no longer requires districts to complete matrices for these students*

Safe Schools and Mental Health Allocations

- The Safe Schools Allocation was Increased by \$97.5 million statewide to provide for school resource officers in every school.
 - Section 1011.62(15), Florida Statutes
 - Details regarding charter school requirements are still being discussed.
- The Mental Health Allocation was added to the FEFP the year and represents funds to be used for the development and expansion of evidence-based mental health care treatment to children
 - Charters must have a plan approved by it's governing body and this plan must be submitted to the school district.

Virtual Charter Schools

Charter schools may offer virtual instruction to K-12 students on a full-time basis under s. 1002.33, F.S.

- All FTE must be reported on a successfully completed credit basis and is limited to 1.0 unweighted FTE.
- 1.0 unweighted FTE shall consist of six full credit completions or the prescribed level of content that counts toward promotion to the next grade level.
- Credit completions may be a combination of full-credit courses or half-credit courses.
- Funding is currently provided through the Virtual Education Contribution (VEC) at a rate of at least \$5,230 per FTE.
- VEC consists of Base Funding, State Funded Discretionary Contribution, Discretionary Local Effort, 0.748 Millage Compression, Reading Allocation and Instructional Materials.

School Recognition/Lottery

The total appropriation is \$134,582,877.

Funds are provided for two programs:

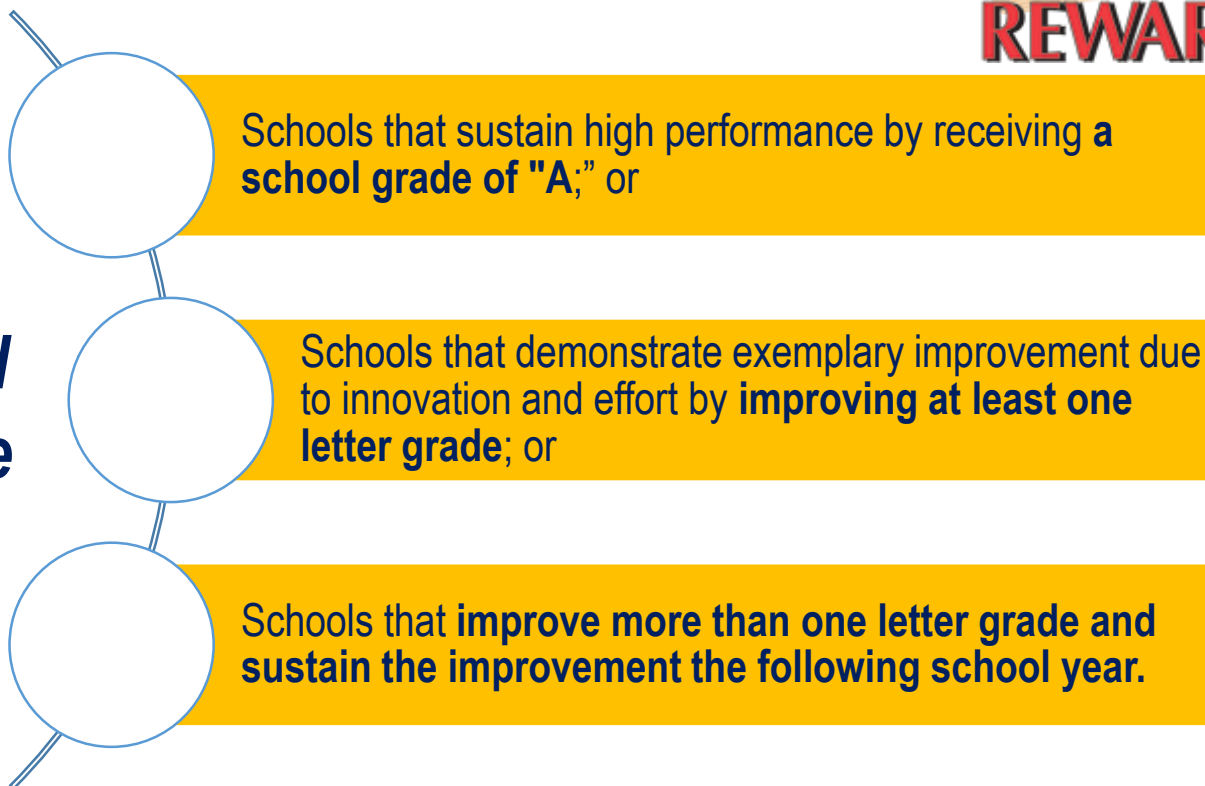
1. First, funds are provided for the **School Recognition Program** to reward schools for academic achievement. Allocations are based on up to \$100 per student in eligible schools.
2. The balance is provided for **Discretionary Lottery** to be used for enhancement by each school district. Funds are allocated on the district's share of base FEFP funding. School Advisory Councils receive up to \$5 per FTE student.



School Recognition



***Schools may
qualify for school
recognition in the
following ways:***



School grades for 2017 can be found at the following site:

<http://schoolgrades.fldoe.org/>

School Recognition



School staff and the school advisory council must reach an agreement on how to spend the funds by February 1st or the funds must be equally distributed to all classroom teachers.

Estimating your School Recognition Allocation:



2018-19 Class Size Reduction Allocation

- Class Size funds are provided to meet the constitutional requirement that the class sizes for grades PK-3, 4-8, and 9-12 must be no greater than 18, 22, and 25 respectively for core curricula courses.
- The Following funds are provided (per WFTF)

	<u>CSR Factor per student</u>
Grades PK-3	\$ 1,321.39
Grades 4-8	\$ 901.32
Grades 9-12	\$ 903.50

$$\begin{array}{c} \text{WFTE} \\ 1,000.00 \end{array} \times \begin{array}{c} \text{CSR} \\ \text{Factor} \\ \$1,321.39 \end{array} \times \begin{array}{c} \text{DCD} \\ 0.9726 \end{array} = \begin{array}{c} \text{CSR} \\ \$1,285,184 \end{array}$$

2018-19 Class Size Reduction Compliance

Class Size Compliance

- Measured at the school wide average for charter schools
- Measures only core courses.
- Excludes virtual and blended learning courses.
- Class size funding adjustments are made for each student causing school wide average to exceed the class size maximums.
- Funding adjustments for charter schools, district-operated schools of choice and traditional public schools are made independent of each other.
- Section 1003.03(3), F.S., provides acceptable methods for meeting class size requirements.

Memorandums

School Class Sizes &
Process and Time Line for
Appeals

Calculations of Reductions to
Class Size Operating Funds
(Prior to Appeals)

Class Size Categorical
Allocation, Recommendation
for an Alternate Reduction

Class Size Operating
Categorical Reallocation and
Restoration Calculations

2018-19 Class Size Reduction Compliance

- **Initial Class Size reduction**
 - Class Size Reduction categorical funding amount for each FTE over the cap.
 - 100% Base Student Allocation (\$4,204.42) multiplied by the district cost differential for each FTE over the cap.
- **Commissioner may recommend by February 15, subject to approval by the Legislative Budget Commission, an alternate reduction amount.**
 - Extreme Emergency
 - Unable to meet requirements despite appropriate effort to do so
 - Appeals Process

Class Size Funding Adjustments

- **Reallocation to charter schools in compliance**
 - Up to 5% of the Base Student Allocation multiplied by the charter school's total number of students
 - Not to exceed 25% of total charter school funds reduced
- **Restoration to charter schools not in compliance that submit a compliance plan by February 1.**
 - Balance of funds remaining, which is 75% of the calculated reduction.
- The Commissioner is authorized to withhold the distribution of the class size categorical allocation to ensure the availability of sufficient undistributed funds to support the implementation of the calculated reduction.

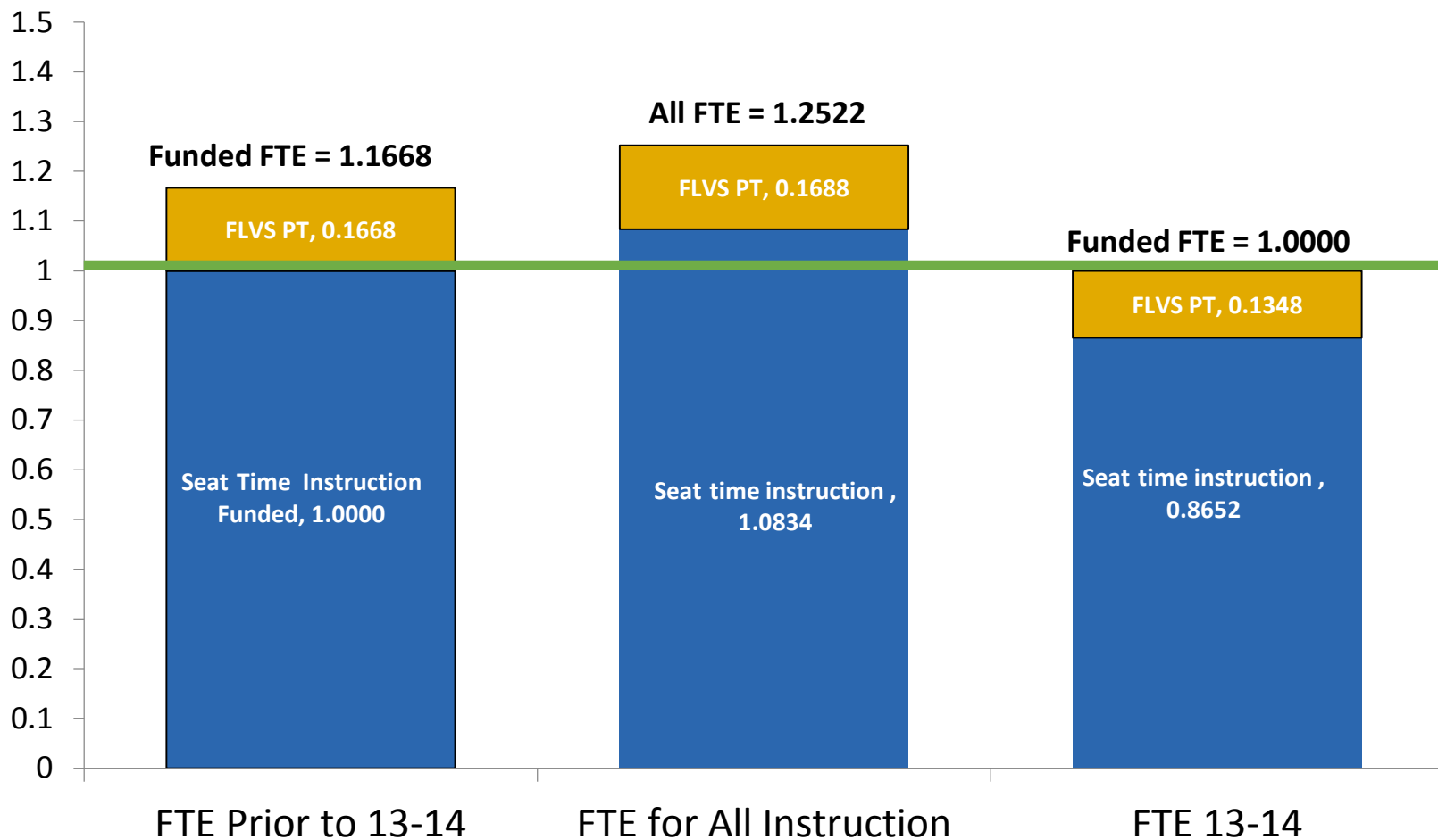
Recalibration to 1.0

- A student may not earn more than 1 FTE (with the exception of DJJ students, who are served during the summer)
- School districts report all FTE regardless of the 1.0 FTE cap
- DOE recalibrates FTE to 1.0
 - DOE recalibrates FTE to 0.5 if a student only has enrollment in one survey (Survey 2 or Survey 3)
- FTE recalibration is annualized (Surveys 1, 2, 3, 4)
- The 1.0 FTE cap includes:
 - All FTE for instruction provided by the district of enrollment
 - All dual enrollment FTE
 - All FTE for instruction provided by other school districts, including Florida Virtual School.

Recalibration to 1.0

	Prior to 2013-14	Beginning in 2013-14
Instruction Reported	All	All
FTE assigned to all Instruction	No (up to 900 hrs. for grades 4-12; up to 720 hrs. for grades K-3)	Yes
District Virtual instruction reported in FTE Survey 4 if successfully completed	Yes	Yes
Funding “Sort Order” Applied	Yes	No
FTE gathered across districts for 1.0 cap for student	No	Yes, except for DJJ summer instruction
Instruction reported by FLVS included in 1.0 cap per student	No	Yes

Recalibration to 1.0





Revenue Estimate Worksheet

	A	B	C	D	E	F	G	H
1		1 (Insert district number in cell A1, enter, then strike F9. Your district data then pulls from Calculation Detail Sheets)						
2		Revenue Estimate Worksheet for _____ Charter School						
3		Based on the 2018-19 FEFP First Calculation						
4		School District:	Alachua					
5		1. 2018-19 FEFP State and Local Funding						
6		Base Student Allocation	\$4,204.42	District Cost Differential: 0.9726				
7								
8								
9		Program	Number of FTE	Program Cost Factor	Weighted FTE (2) x (3)	2018-19 Base Funding (WFTE x BSA x DCD)		
10		(1)	(2)	(3)	(4)	(5)		
11		101 Basic K-3		1.108	0.0000	\$	-	
12		111 Basic K-3 with ESE Services		1.108	0.0000	\$	-	
13		102 Basic 4-8		1.000	0.0000	\$	-	
14		112 Basic 4-8 with ESE Services		1.000	0.0000	\$	-	
15		103 Basic 9-12		1.000	0.0000	\$	-	
16		113 Basic 9-12 with ESE Services		1.000	0.0000	\$	-	
17		254 ESE Level 4 (Grade Level PK-3)		3.619	0.0000	\$	-	
18		254 ESE Level 4 (Grade Level 4-8)		3.619	0.0000	\$	-	
19		254 ESE Level 4 (Grade Level 9-12)		3.619	0.0000	\$	-	
20		255 ESE Level 5 (Grade Level PK-3)		5.642	0.0000	\$	-	
21		255 ESE Level 5 (Grade Level 4-8)		5.642	0.0000	\$	-	
22		255 ESE Level 5 (Grade Level 9-12)		5.642	0.0000	\$	-	
23		130 ESOL (Grade Level PK-3)		1.185	0.0000	\$	-	
24		130 ESOL (Grade Level 4-8)		1.185	0.0000	\$	-	
25		130 ESOL (Grade Level 9-12)		1.185	0.0000	\$	-	
26		300 Career Education (Grades 9-12)		1.000	0.0000	\$	-	
27		Totals	0.00		0.0000	\$	-	

The Charter Revenue Worksheet Can be found at the following site:
<http://www.fldoe.org/fefp/chartinst.asp>

Revenue Estimate Worksheet

	A	B	C	D	E	F	G	H
28	Letters in Parentheses Refer to Notes at Bottom of Worksheet:							
29	<p style="text-align: center;">Number of FTE <i>Charter schools should contact their school district sponsor regarding eligible FTE. Please note that "Number of FTE" is NOT equivalent to number of students enrolled in these courses or programs. Please refer to footnote (a) below.</i></p> <p style="text-align: right;">2018-19 Base Funding (WFTE x BSA x DCD)</p>							
30	Additional FTE (a)							
31	Advanced Placement							\$ -
32	International Baccalaureate							\$ -
33	Advanced International Certificate							\$ -
34	Industry Certified Career Education							\$ -
35	Early High School Graduation							\$ -
36	Small District ESE Supplement							\$ -
37	Total Additional FTE		0.0000		Additional Base Funds		\$ -	
38	Total Funded Weighted FTE		0.0000		Total Base Funding		\$ -	
39	<p>2. ESE Guaranteed Allocation:</p> <p style="text-align: center;">FTE Grade Level Matrix Level Guarantee Per Student</p>							
40	Additional Funding from the ESE		PK-3		251		\$ 975 \$ -	
41	Guaranteed Allocation. Enter the FTE from		PK-3		252		\$ 3,147 \$ -	
42	111,112 and 113 by grade and matrix level.		PK-3		253		\$ 6,422 \$ -	
43	Students who do not have a matrix level		4-8		251		\$ 1,093 \$ -	
44	should be considered 251. This total should		4-8		252		\$ 3,265 \$ -	
45	equal all FTE from programs 111, 112 and		4-8		253		\$ 6,540 \$ -	
46	113 above.		9-12		251		\$ 778 \$ -	
47			9-12		252		\$ 2,950 \$ -	
48			9-12		253		\$ 6,225 \$ -	
49	Total FTE with ESE Services		0.00		Total ESE Guarantee		\$ -	

Revenue Estimate Worksheet

	A	B	C	D	E	F	G	H
49	3A. Divide school's Unweighted FTE (UFTE) total computed in Section 1, cell C27 above by the district's total UFTE to obtain school's							
50	UFTE share.	Charter School UFTE:	0.00	÷	District's Total UFTE:	29,459.97		
51						=	0.0000%	
52	3B. Divide school's Weighted FTE (WFTE) total computed in Section 1, cell E37 above by the district's total WFTE to obtain school's							
53	WFTE share.	Charter School WFTE:	0.00	÷	District's Total WFTE:	31,748.17		
54						=	0.0000%	
55	4. Supplemental Academic Instruction (UFTE share)	(b)	8,413,899	x	0.0000%	\$	-	
56	5. Discretionary Millage Compression Allocation							
57	.748 Mills (UFTE share)	(b)	3,534,902	x	0.0000%	\$	-	
58	6. Digital Classrooms Allocation (UFTE share)	(b)(d)	867,963	x	0.0000%	\$	-	
59	7. Safe Schools Allocation (UFTE share)	(b)	1,911,224	x	0.0000%	\$	-	
60	8. Instructional Materials Allocation (UFTE share)	(b)	2,247,144	x	0.0000%	\$	-	
61	Dual Enrollment Instructional Materials Allocation	(e)				\$	-	
62	ESE Applications Allocation:					\$	-	
63	Charter schools should contact their school district sponsor regarding eligibility and distribution of ESE Applications funds.							
64	9. Mental Health Assistance Allocation (UFTE share)	(b)	748,625	x	0.0000%	\$	-	
65	10. Total Funds Compression Allocation (UFTE share)	(b)	1,958,833	x	0.0000%	\$	-	
66	11. Declining Enrollment (WFTE share)	(c)	0	x	0.0000%	\$	-	
67	12. Sparsity Supplement (WFTE share)	(c)	0	x	0.0000%	\$	-	
68	13. Reading Allocation (WFTE share)	(c)	1,324,838	x	0.0000%	\$	-	
69	14. Discretionary Local Effort (WFTE share)	(c)	11,756,621	x	0.0000%	\$	-	
70	15. Proration to Funds Available (WFTE share)	(c)	0	x	0.0000%	\$	-	
71	16. Discretionary Lottery (WFTE share)	(c)	50,808	x	0.0000%	\$	-	



Revenue Estimate Worksheet

	A	B	C	D	E	F	G	H
72	17. Class Size Reduction Funds:							
73		<u>Weighted FTE (not including Add-On)</u>	X	<u>DCD</u>	X	<u>Allocation factors</u>		
74	PK - 3	0.0000		0.9726	1,321.39	=	0	
75	4-8	0.0000		0.9726	901.32	=	0	
76	9-12	0.0000		0.9726	903.50	=	0	
77	Total *	0.0000					Total Class Size Reduction Funds \$	-
78	(*Total FTE should equal total in Section 1, column (4) and should not include any additional FTE from Section 1.)							
79	18. Student Transportation (f)							
80	Enter All Adjusted Fundable Riders				x	407	\$	-
81	Enter All Adjusted ESE Riders				x	1,433	\$	-
82	19. Federally Connected Student Supplement (g)							
83	Impact Aid Student Type	Number of Students		Exempt Property Allocation		Impact Aide Student Allocation		Total
84	Military and Indian Lands			\$0.00		\$0.00	\$	-
85	Civilians on Federal Lands			\$0.00		\$0.00	\$	-
86	Students with Disabilities					\$0.00	\$	-
87	Total						\$	-
88	20. Florida Teachers Classroom Supply Assistance Program						\$	-
89	21. Food Service Allocation						\$	-
90							Total \$	-
91	22. Funding for the purpose of calculating the administrative fee for ESE charter schools. (j)							
92	If you have more than a 75% ESE student population, please place a 1 in the following box:						\$	-

Administrative Fee

Administrative
Fee

Authority:
s.1002.33(20),
F.S.



School district must provide certain services to charter schools in exchange for withholding an administrative fee.

- Contract management
- FTE and data reporting
- ESE administration
- Test administration
- Information services
- Other services related to the federal lunch program

Administrative Fee

Administrative Fee Calculation

Authority:
s.1002.33(20),
s. 1002.33(17)
F.S.



Total fee shall be calculated based upon up to 5 percent of the available funds listed below, except for when 75% or more of the students enrolled in the charter school are exceptional students as defined in 1003.01(3), F.S. in which case the 5% of those available funds shall be calculated based on unweighted FTE.

- FEFP, state and local
- District Discretionary Lottery
- Discretionary Millage
- Class Size Reduction (Categorical)

A sponsor may only withhold up to 5 percent for charter schools with an enrollment up to and including 250 students. If more than 250 students, the difference between the total administrative fee calculation and the amount to be withheld may only be used for capital outlay purposes as specified in s. 1013.62(2), F.S.

For **high-performance charter schools, a sponsor may withhold a total administrative fee of up to 2% for enrollment up to and including 250 students per school.*

Administrative Fee

Administrative Fee Calculation

Authority:
s.1002.33(20),
s. 1002.33(17)
F.S.



Example: A charter school has 475 students, of which more than 75% are ESE.

90		Total	\$	5,863,500
91	20. Funding for the purpose of calculating the administrative fee for ESE charter schools.	(j)		
92	If you have more than a 75% ESE student population, please place a 1 in the following box:	1	\$	2,351,146

Since the school is more than 75% ESE, a 1 is placed in the box to help calculate the 5% administrative fee, which can only be withheld for up to and including 250 students. Therefore, the amount that the 5% administrative fee should be based on is calculated as follows:

$$\$2,351,146 \times \frac{250}{475} = \$1,237,445.26$$

The 5% administrative fee is then calculated on this amount:

$$\$1,237,445.26 \times 0.05 = \$61,872.26$$

Useful Tools

- **Charter School Revenue Estimating Worksheet**
<http://www.fldoe.org/fefp/chartinst.asp>
- **FEFP Calculations**
<http://www.fldoe.org/fefp/offrfefp.asp>
- **FTE General Instructions**
<http://www.fldoe.org/fefp/fteinstr.asp>
- **FTE and Transportation Reporting Deadlines**
<http://fldoe.org/core/fileparse.php/7507/urlt/ftesurveydates.pdf>
- **Financial and Program Cost Accounting and Reporting for Florida Schools (Red Book)**
<http://www.fldoe.org/fefp/redtoc.asp>
- **Class Size**
<http://www.fldoe.org/classsize/>

Contact Information

Office of Funding and Financial Reporting
(850) 245-0405 <http://www.fldoe.org/fefp/>

- Lee Davis, Funding Supervisor
lee.davis@fldoe.org
- Mark Eggers, Assistant Deputy Commissioner
mark.eggers@fldoe.org



www.FLDOE.org



www.FLDOE.org