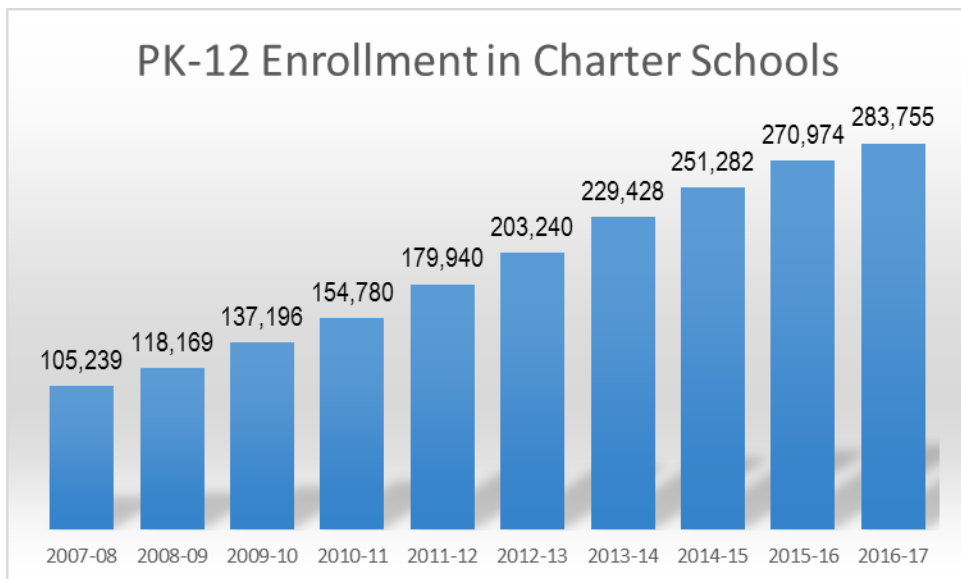




Florida's Charter Schools

Charter schools are tuition-free public schools created through an agreement or "charter" typically between the school and the local district school board. This agreement gives the charter school a measure of expanded freedom relative to traditional public schools in return for a commitment to higher standards of accountability. Since 1996, Florida charter schools have played a key role in increasing parental options in public education and providing innovative learning opportunities for students.

During the 2016-17 school year, over 283,000 students were enrolled in 654 charter schools in 46 Florida districts. Many charter schools in Florida have innovative missions. Some charter schools include themed learning approaches focusing on areas such as arts, sciences, and technologies. Other charter schools provide services to special populations such as students at risk of academic failure or students with disabilities.

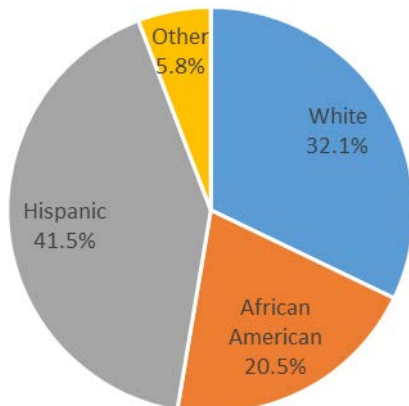


- Statutory References
- s. 1002.33, Florida Statutes, Charter schools
 - s. 1013.62, Florida Statutes, Charter schools capital outlay funding
 - s. 1002.331, Florida Statutes, High-performing charter schools
 - s. 1002.345, Florida Statutes, Determination of deteriorating financial conditions & financial emergencies for charter schools & charter technical career centers

Charter Student Diversity

Florida's charter schools have become increasingly diverse. In 2016-17, 67.8% of the students served were minorities. Hispanic students comprised 41.5% of Florida's charter school enrollment, and 20.5% were African-American students.

Race and Ethnicity



Charter District Contacts

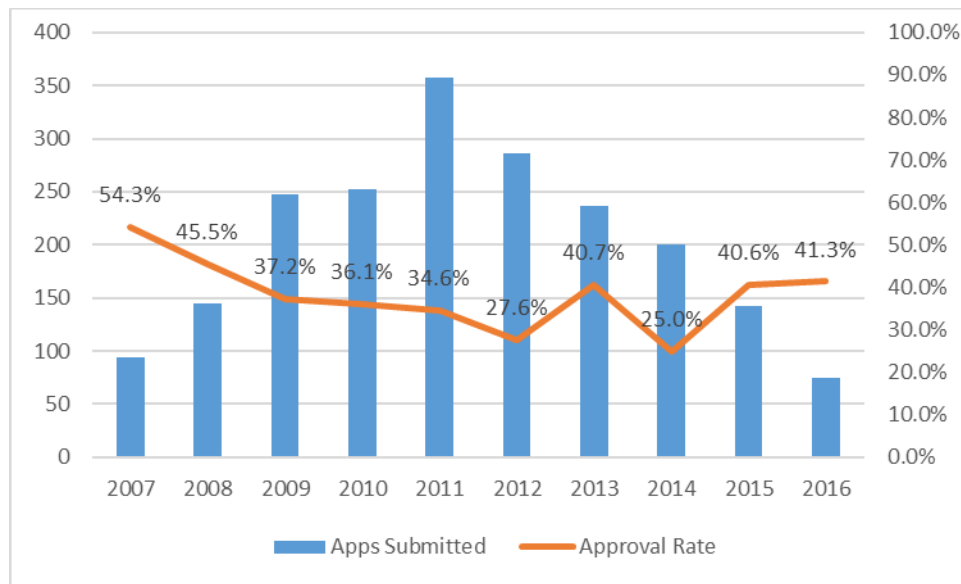
Each school district has a charter school liaison. A list of district liaisons, school developers or operators can be found by searching the Charter School Directories at: <http://www.fldoe.org/schools/school-choice/charter-schools/>



Charter Schools Overview

School Year	Districts	Charter Schools	Student Enrollment
2012-13	46	578	203,240
2013-14	45	615	229,428
2014-15	46	646	251,082
2015-16	46	652	270,974
2016-17	46	654	283,755

History of Charter School Application Approval Rate



Charter Student Demographics

Race/Gender	Students	Percent
White	90,638	32.1%
Black	57,893	20.5%
Hispanic	117,255	41.5%
Other	16,464	5.8%
Total Enrollment	282,250	100.0%

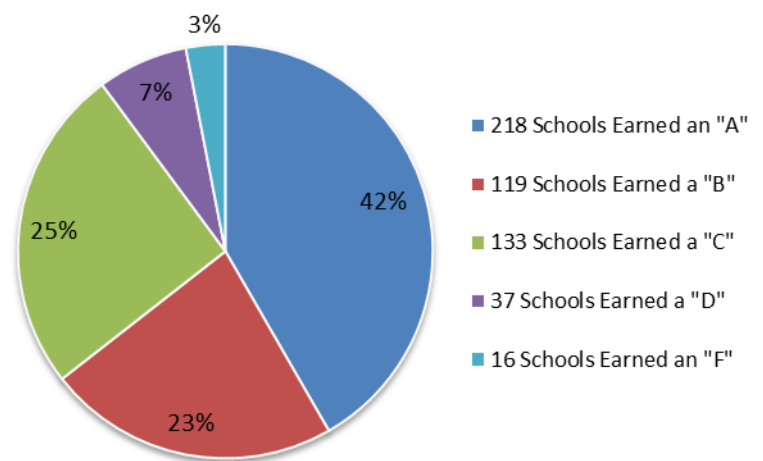
Special Categories		
FRPL*	144,241	51.1%
ELL**	28,835	10.1%
SWD***	26,612	9.4%

* FRPL: Free and Reduced Priced Lunch

** ELL: English Language Learners

*** SWD: Students with Disabilities

2017 Charter School Grades



171 high-performing charter schools as of 9/28/2017