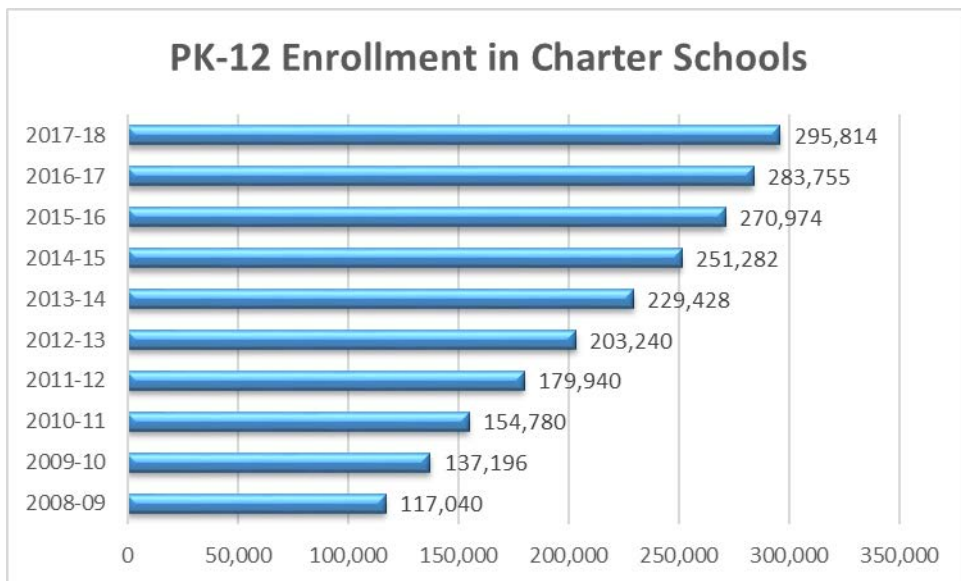


## Florida's Charter Schools

Charter schools are tuition-free public schools created through an agreement or "charter" typically between the school and the local district school board. This agreement gives the charter school a measure of expanded freedom relative to traditional public schools in return for a commitment to higher standards of accountability. Since 1996, Florida charter schools have played a key role in increasing parental options in public education and providing innovative learning opportunities for students.

During the 2017-18 school year, over 295,000 students were enrolled in 655 charter schools in 47 Florida districts. Many charter schools in Florida have innovative missions. Some charter schools include themed learning approaches focusing on areas such as arts, sciences, and technologies. Other charter schools provide services to special populations such as students at risk of academic failure or students with disabilities.



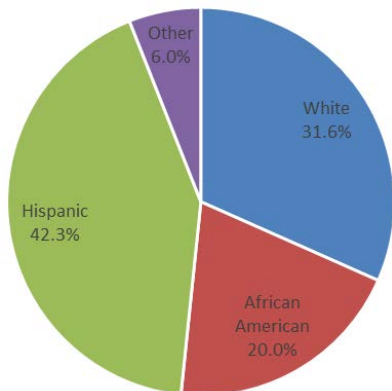
**Statutory References**

- s. 1002.33, Florida Statutes, Charter schools
- s. 1013.62, Florida Statutes, Charter schools capital outlay funding
- s. 1002.331, Florida Statutes, High-performing charter schools
- s. 1002.345, Florida Statutes, Determination of deteriorating financial

### Charter Student Diversity

Florida's charter schools have become increasingly diverse. In 2017-18, 68.3% of the students served were minorities. Hispanic students comprised 42.3% of Florida's charter school enrollment, and 20.0% were African-American students.

### Race and Ethnicity



### Charter District Contacts

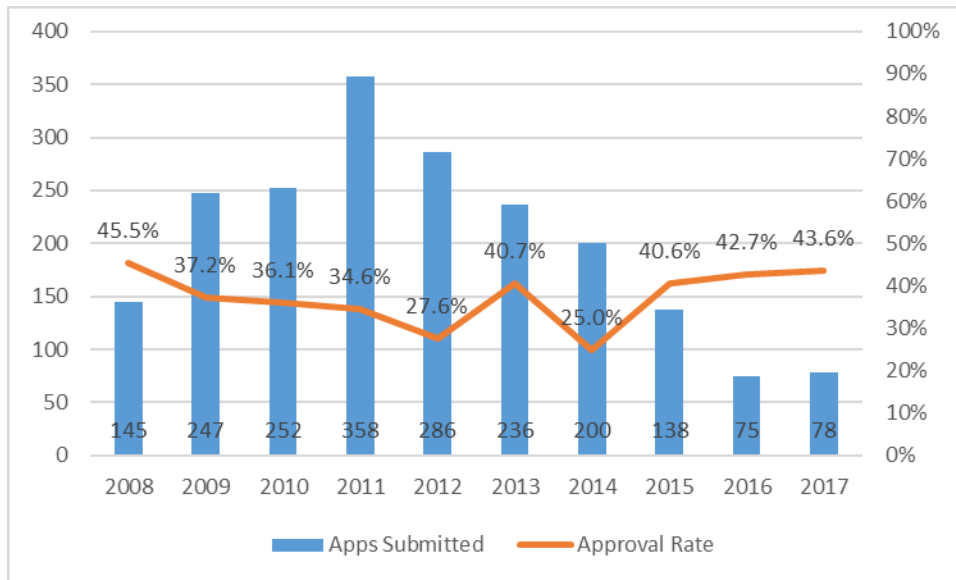
Each school district has a charter school liaison. A District Contact List with district liaisons, school developers or operators can be found in the Charter School Directory at:  
<http://app4.fldoe.org/CSA/PostToWeb/ManageSearch.aspx>



## Charter Schools Overview

School Year	Districts	Charter Schools	Student Enrollment
2013-14	45	615	229,428
2014-15	46	646	251,082
2015-16	46	652	270,974
2016-17	46	654	283,755
2017-18	47	655	295,814

## History of Charter School Application Approval Rate



## Charter Student Demographics

Race/Gender	Students	Percent
White	93,596	31.6%
Black	59,279	20.0%
Hispanic	125,152	42.3%
Other	17,705	6.0%
<b>Total Enrollment</b>	<b>295,732</b>	<b>100.0%</b>

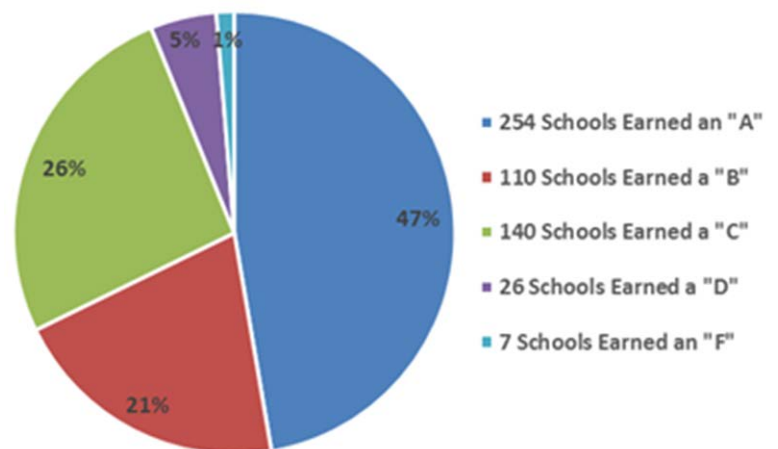
Special Categories		
FRPL*	162,269	54.9%
ELL**	29,328	9.9%
SWD***	28,285	9.6%

\* FRPL: Free and Reduced Priced Lunch

\*\* ELL: English Language Learners

\*\*\* SWD: Students with Disabilities

## 2018 Charter School Grades



189 high-performing charter schools as of 9/28/2018