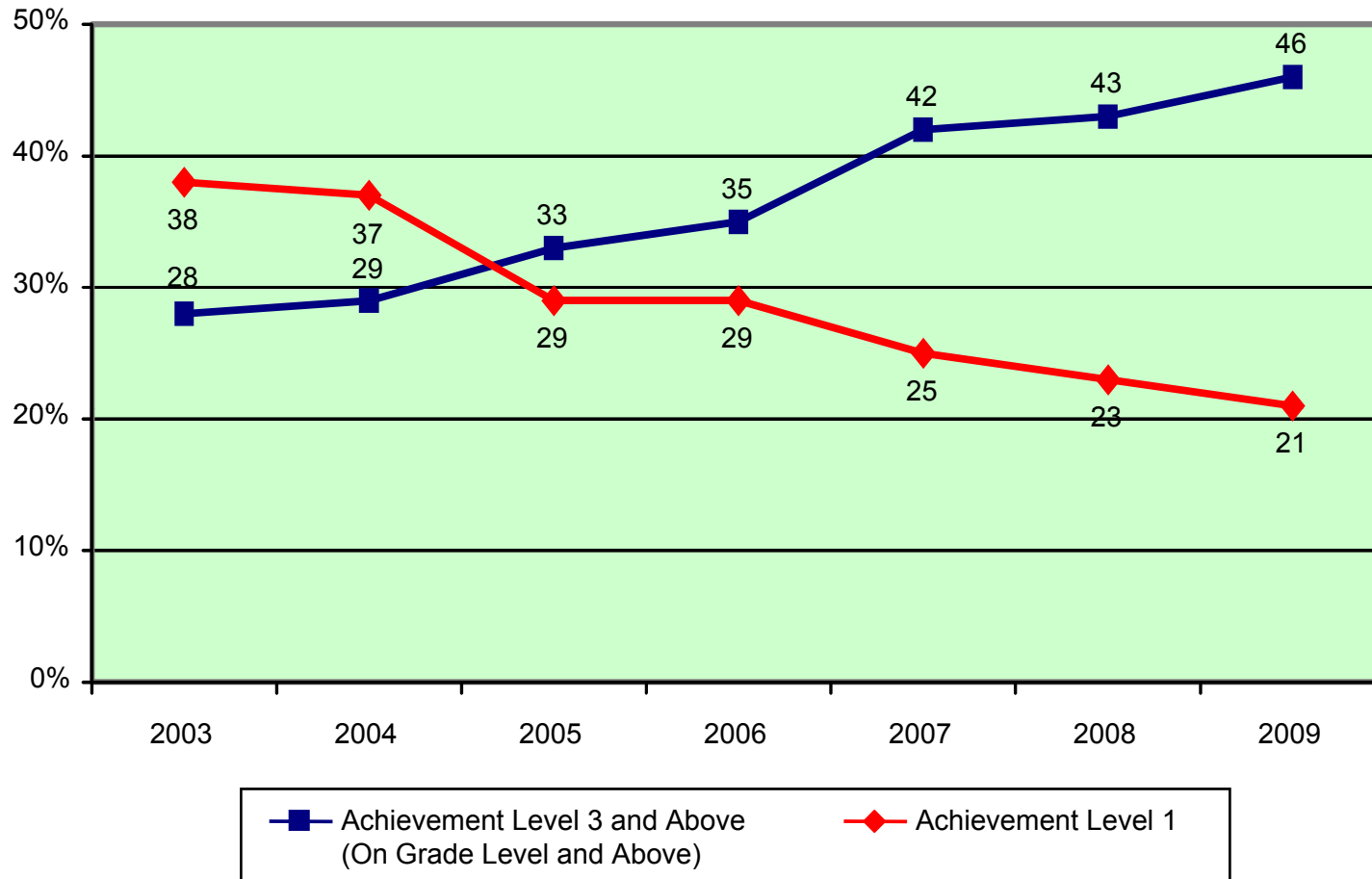


SCIENCE

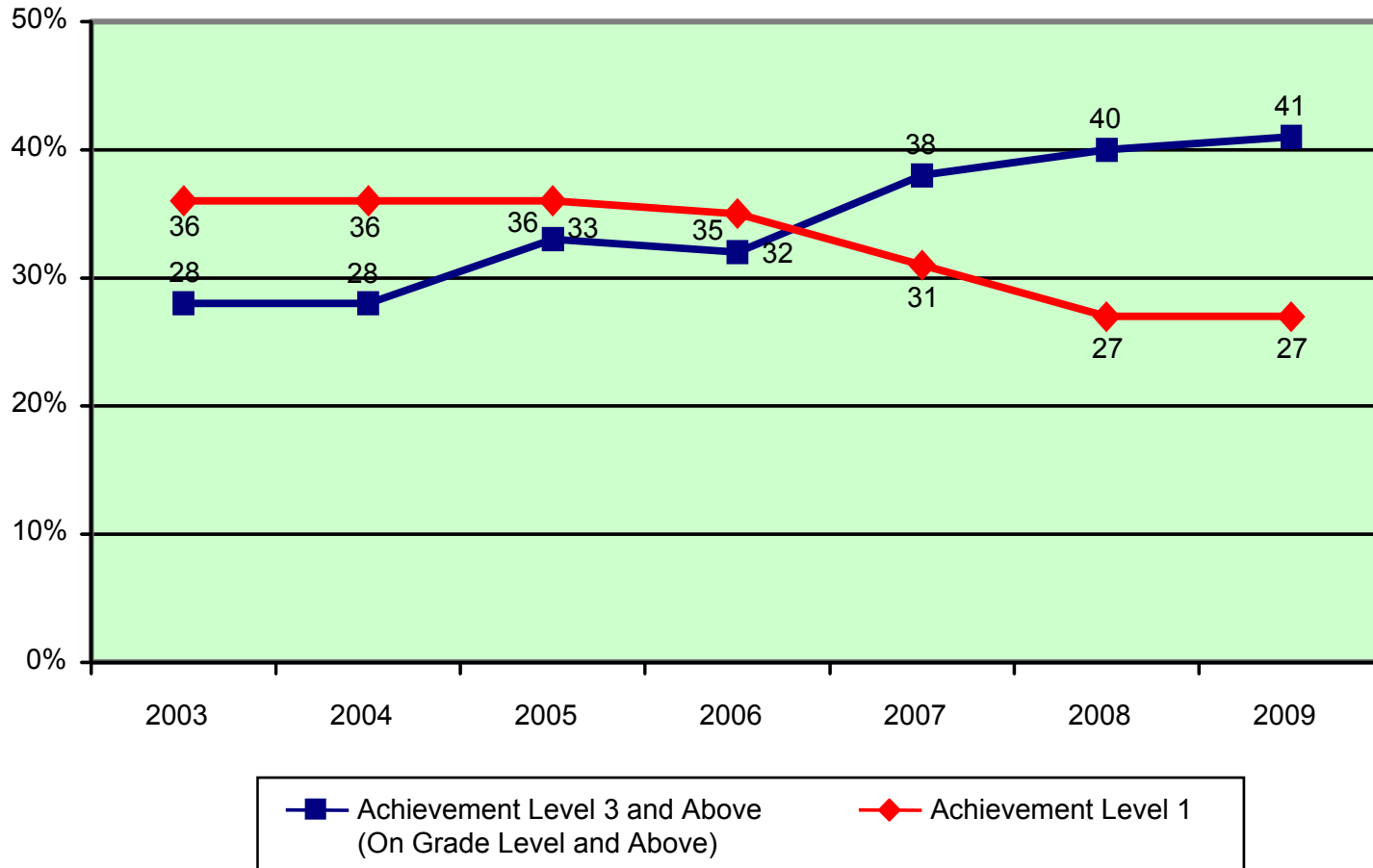
FCAT Science by Achievement Level Grade 5



In 2009, 46 percent of all students in Grade 5 were performing at or above Achievement Level 3 (on grade level and above) on FCAT Science. This is an increase from 28 percent in 2003, 29 percent in 2004, 33 percent in 2005, 35 percent in 2006, 42 percent in 2007, and 43 percent in 2008. In 2009, 21 percent of all students in Grade 5 were performing at Achievement Level 1 on FCAT Science. This is a decrease from 38 percent in 2003, 37 percent in 2004, 29 percent in 2005, 29 percent in 2006, 25 percent in 2007, and 23 percent in 2008.

Source: K20 Education Data Warehouse
Florida Department of Education, May 2009

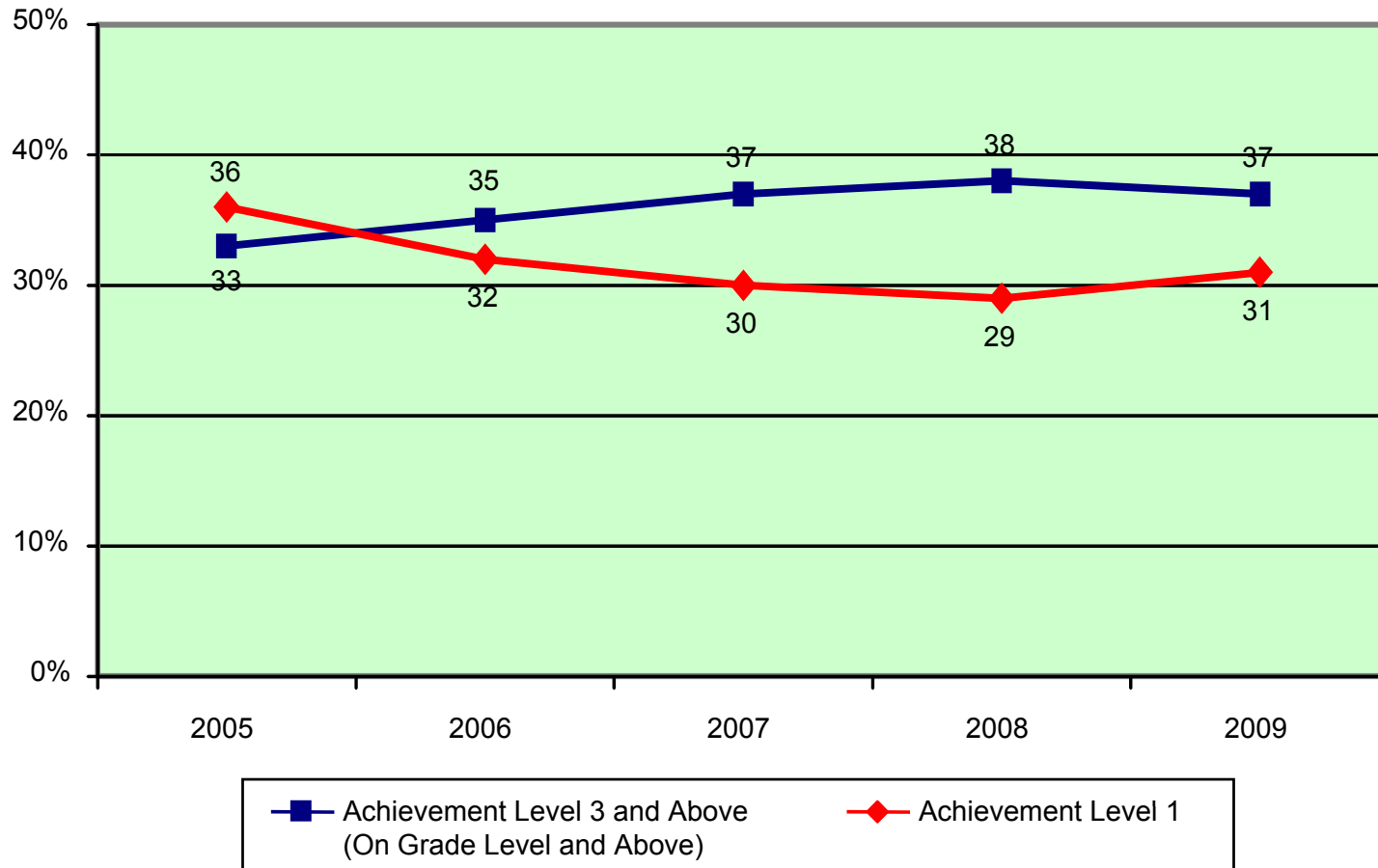
FCAT Science by Achievement Level Grade 8



In 2009, 41 percent of all students in Grade 8 were performing at or above Achievement Level 3 (on grade level and above) on FCAT Science. This is an increase from 28 percent in 2003, 28 percent in 2004, 33 percent in 2005, 32 percent in 2006, 38 percent in 2007, and 40 percent in 2008. In 2009, 27 percent of all students in Grade 8 were performing at Achievement Level 1 on FCAT Science. This is a decrease from 36 percent in 2003, 36 percent in 2004, 36 percent in 2005, 35 percent in 2006, 31 percent in 2007, and is equal to 27 percent in 2008.

Source: K20 Education Data Warehouse
Florida Department of Education, May 2009

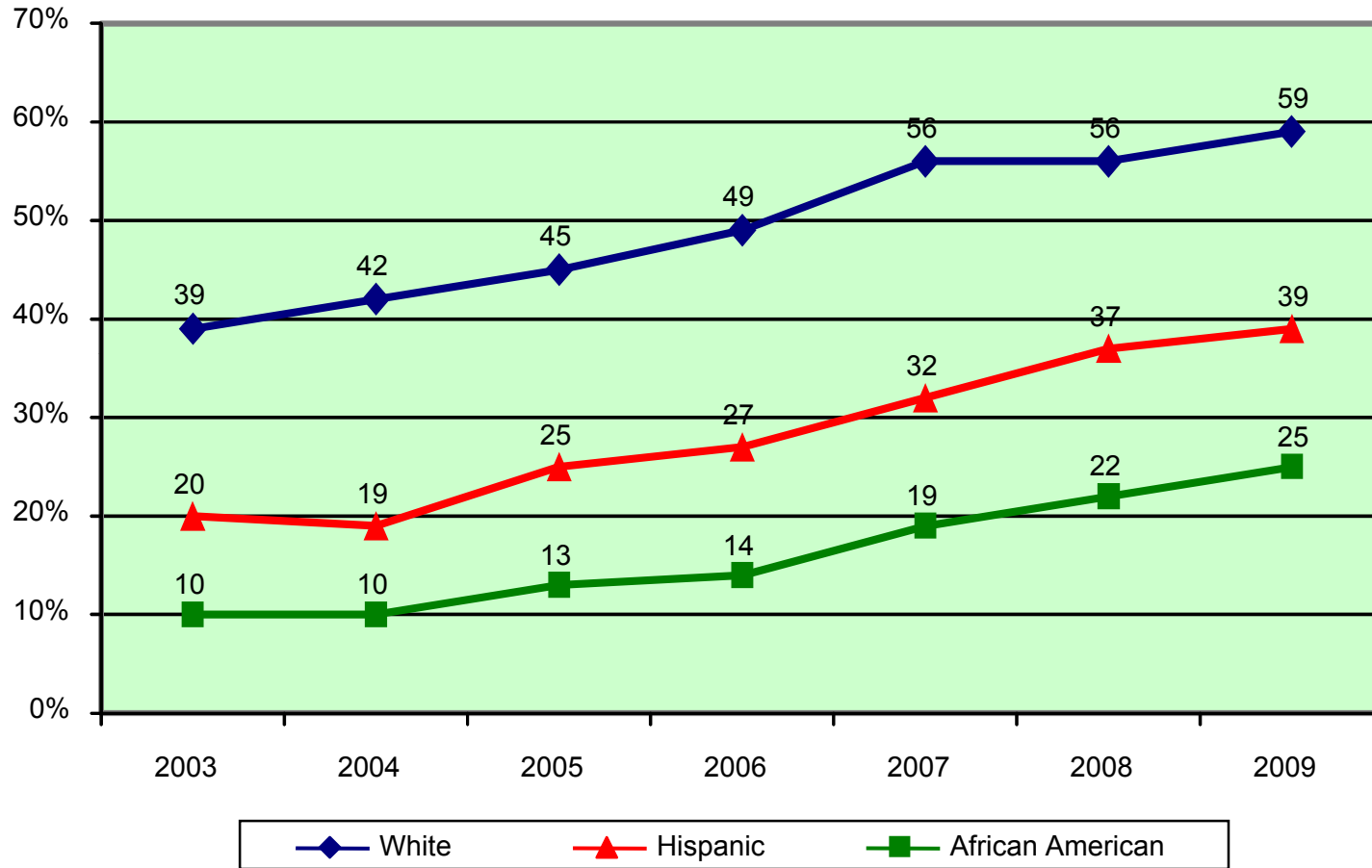
FCAT Science by Achievement Level Grade 11



In 2009, 37 percent of all students in Grade 11 were performing at or above Achievement Level 3 (on grade level and above) on FCAT Science. This is an increase from 33 percent in 2005, 35 percent in 2006, is equal to 37 percent in 2007, and a decrease from 38 percent in 2008. In 2009, 31 percent of all students in Grade 11 were performing at Achievement Level 1 on FCAT Science. This is a decrease from 36 percent in 2005, 32 percent in 2006, is an increase from 30 percent in 2007, and 29 percent in 2008.

Source: K20 Education Data Warehouse
Florida Department of Education, May 2009

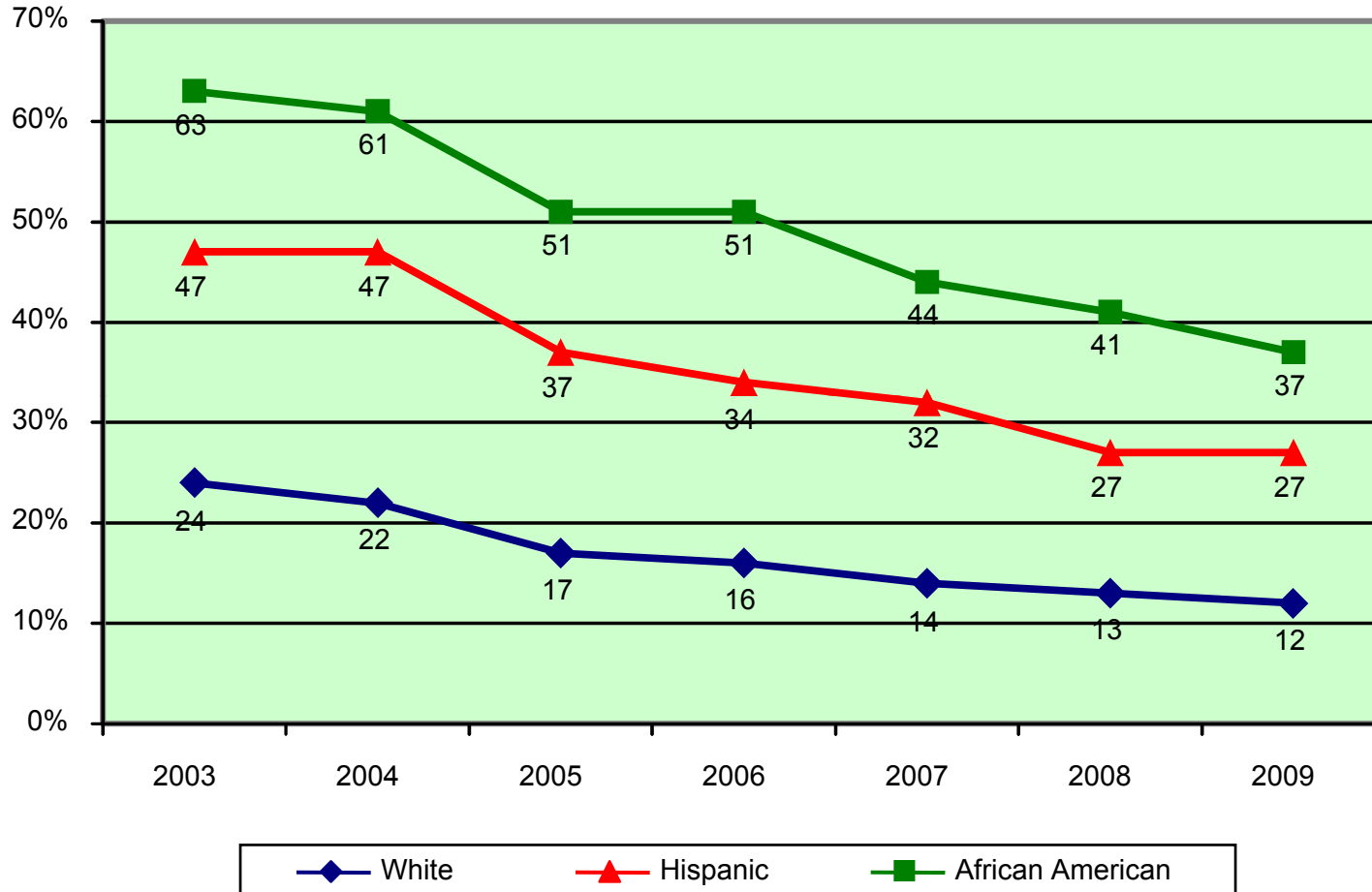
**FCAT Science
Achievement Level 3 and Above
(On Grade Level and Above)
Grade 5**



In 2009, 59 percent of White students in Grade 5 were performing at or above Achievement Level 3 (on grade level and above) on FCAT Science. This is an increase from 39 percent in 2003, 42 percent in 2004, 45 percent in 2005, 49 percent in 2006, 56 percent in 2007, and 56 percent in 2008. In 2009, 39 percent of Hispanic students in Grade 5 were performing at or above Achievement Level 3 (on grade level and above) on FCAT Science. This is an increase from 20 percent in 2003, 19 percent in 2004, 25 percent in 2005, 27 percent in 2006, 32 percent in 2007, and 37 percent in 2008. In 2009, 25 percent of African American students in Grade 5 were performing at or above Achievement Level 3 (on grade level and above) on FCAT Science. This is an increase from 10 percent in 2003, 10 percent in 2004, 13 percent in 2005, 14 percent in 2006, 19 percent in 2007, and 22 percent in 2008.

Source: K20 Education Data Warehouse
Florida Department of Education, May 2009

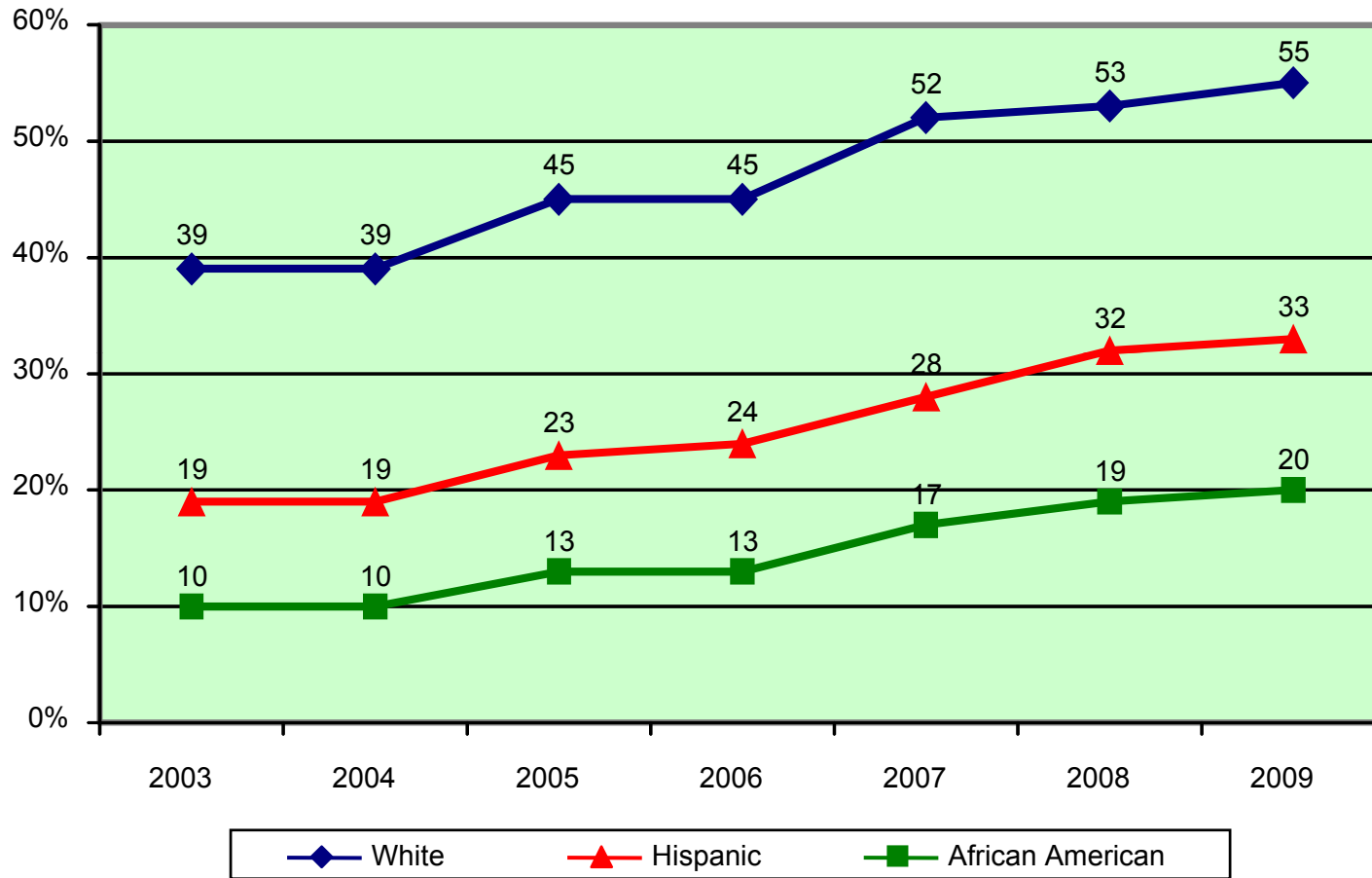
FCAT Science Achievement Level 1 Grade 5



In 2009, 12 percent of White students in Grade 5 were performing at Achievement Level 1 on FCAT Science. This is a decrease from 24 percent in 2003, 22 percent in 2004, 17 percent in 2005, 16 percent in 2006, 14 percent in 2007, and 13 percent in 2008. In 2009, 27 percent of Hispanic students in Grade 5 were performing at Achievement Level 1 on FCAT Science. This is a decrease from 47 percent in 2003, 47 percent in 2004, 37 percent in 2005, 34 percent in 2006, 32 percent in 2007, and is equal to 27 percent in 2008. In 2009, 37 percent of African American students in Grade 5 were performing at Achievement Level 1 on FCAT Science. This is a decrease from 63 percent in 2003, 61 percent in 2004, 51 percent in 2005, 51 percent in 2006, 44 percent in 2007, and 41 percent in 2008.

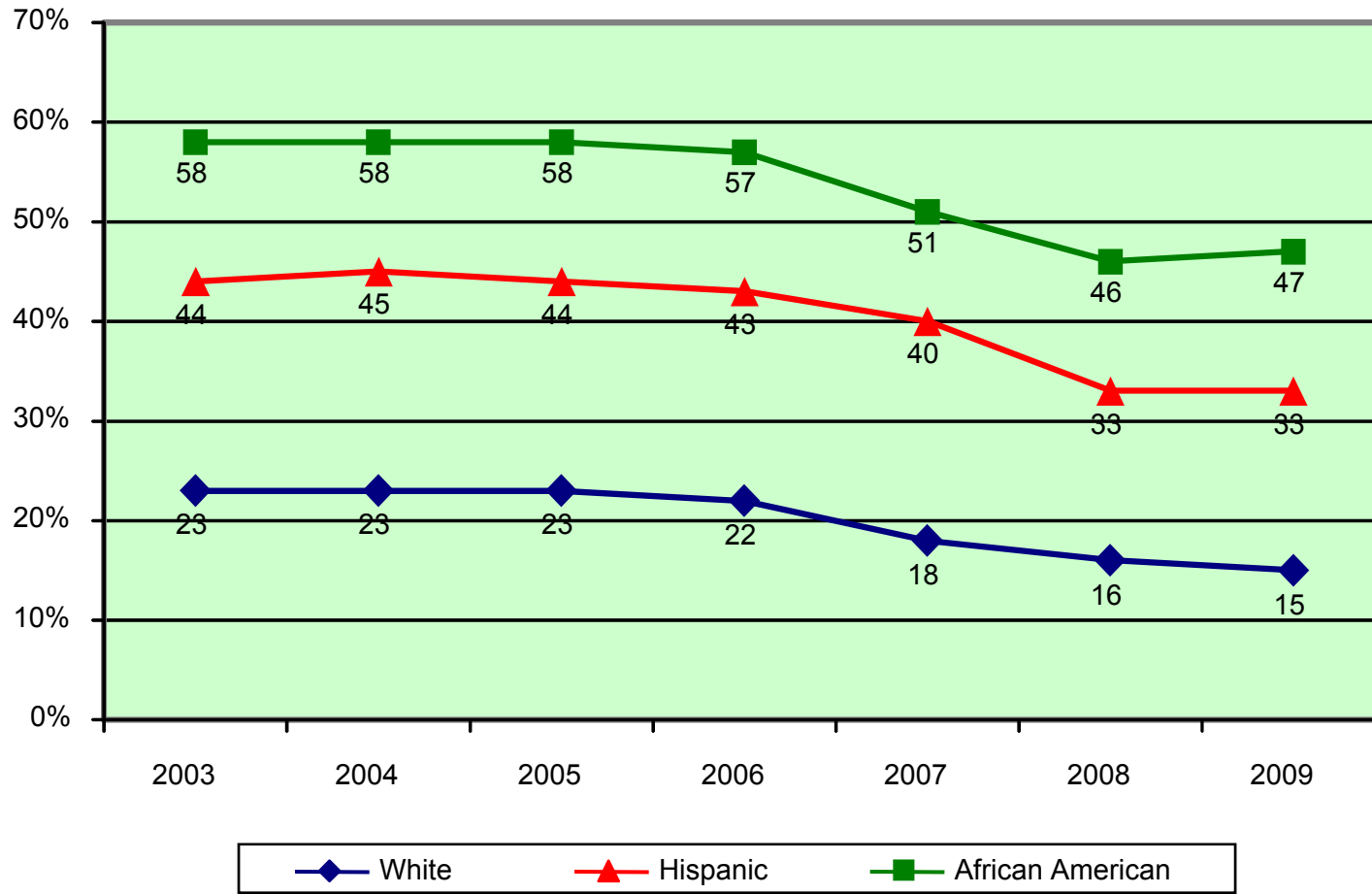
Source: K20 Education Data Warehouse
Florida Department of Education, May 2009

**FCAT Science
Achievement Level 3 and Above
(On Grade Level and Above)
Grade 8**



In 2009, 55 percent of White students in Grade 8 were performing at or above Achievement Level 3 (on grade level and above) on FCAT Science. This is an increase from 39 percent in 2003, 39 percent in 2004, 45 percent in 2005, 45 percent in 2006, 52 percent in 2007, and 53 percent in 2008. In 2009, 33 percent of Hispanic students in Grade 8 were performing at or above Achievement Level 3 (on grade level and above) on FCAT Science. This is an increase from 19 percent in 2003, 19 percent in 2004, 23 percent in 2005, 24 percent in 2006, 28 percent in 2007, and 32 percent in 2008. In 2009, 20 percent of African American students in Grade 8 were performing at or above Achievement Level 3 (on grade level and above) on FCAT Science. This is an increase from 10 percent in 2003, 10 percent in 2004, 13 percent in 2005, 13 percent in 2006, 17 percent in 2007, and 19 percent in 2008.

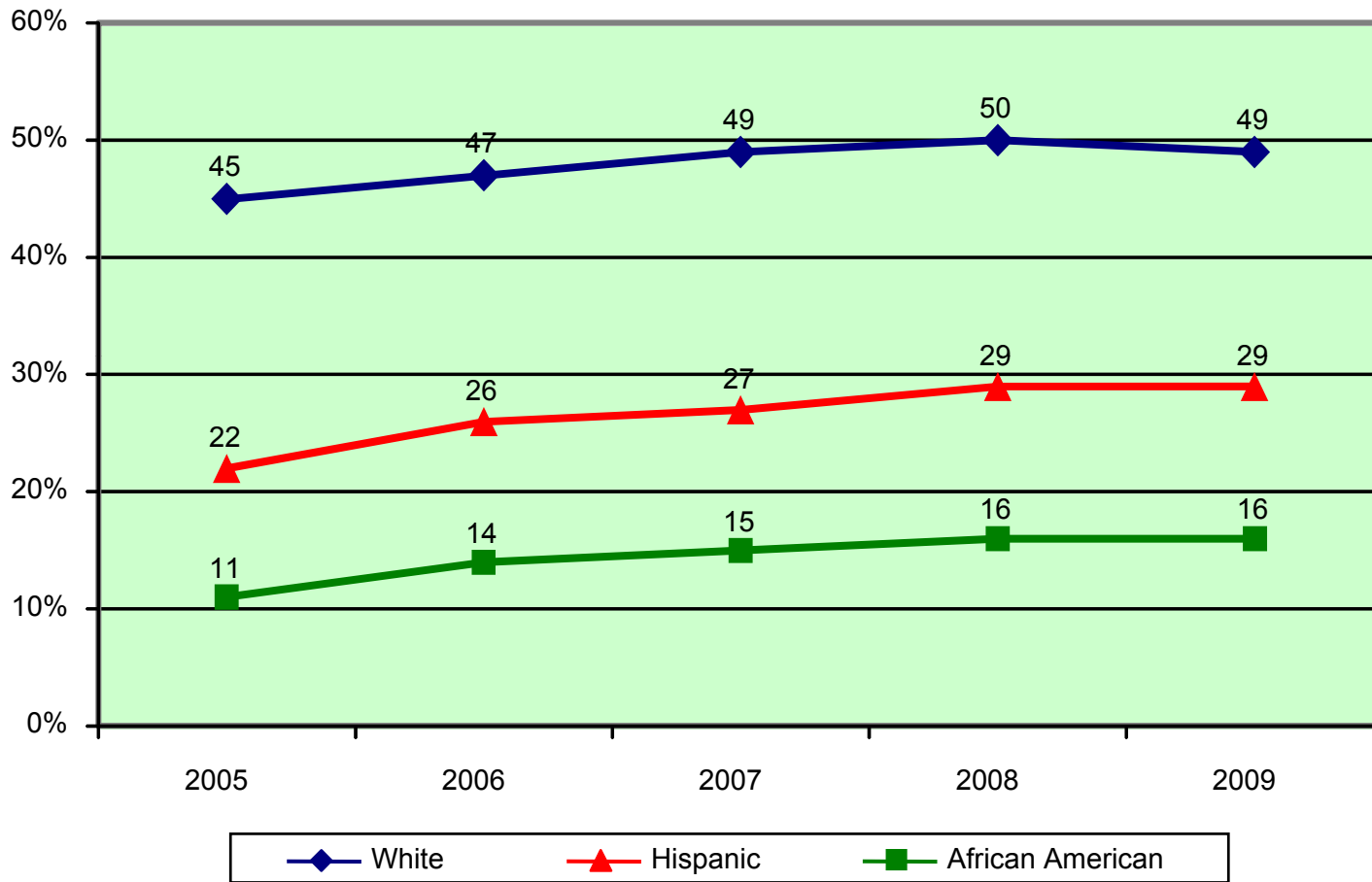
FCAT Science Achievement Level 1 Grade 8



In 2009, 15 percent of White students in Grade 8 were performing at Achievement Level 1 on FCAT Science. This is a decrease from 23 percent in 2003, 23 percent in 2004, 23 percent in 2005, 22 percent in 2006, 18 percent in 2007, and 16 percent in 2008. In 2009, 33 percent of Hispanic students in Grade 8 were performing at Achievement Level 1 on FCAT Science. This is a decrease from 44 percent in 2003, 45 percent in 2004, 44 percent in 2005, 43 percent in 2006, 40 percent in 2007, and is equal to 33 percent in 2008. In 2009, 47 percent of African American students in Grade 8 were performing at Achievement Level 1 on FCAT Science. This is a decrease from 58 percent in 2003, 58 percent in 2004, 58 percent in 2005, 57 percent in 2006, 51 percent in 2007, and an increase from 46 percent in 2008.

Source: K20 Education Data Warehouse
Florida Department of Education, May 2009

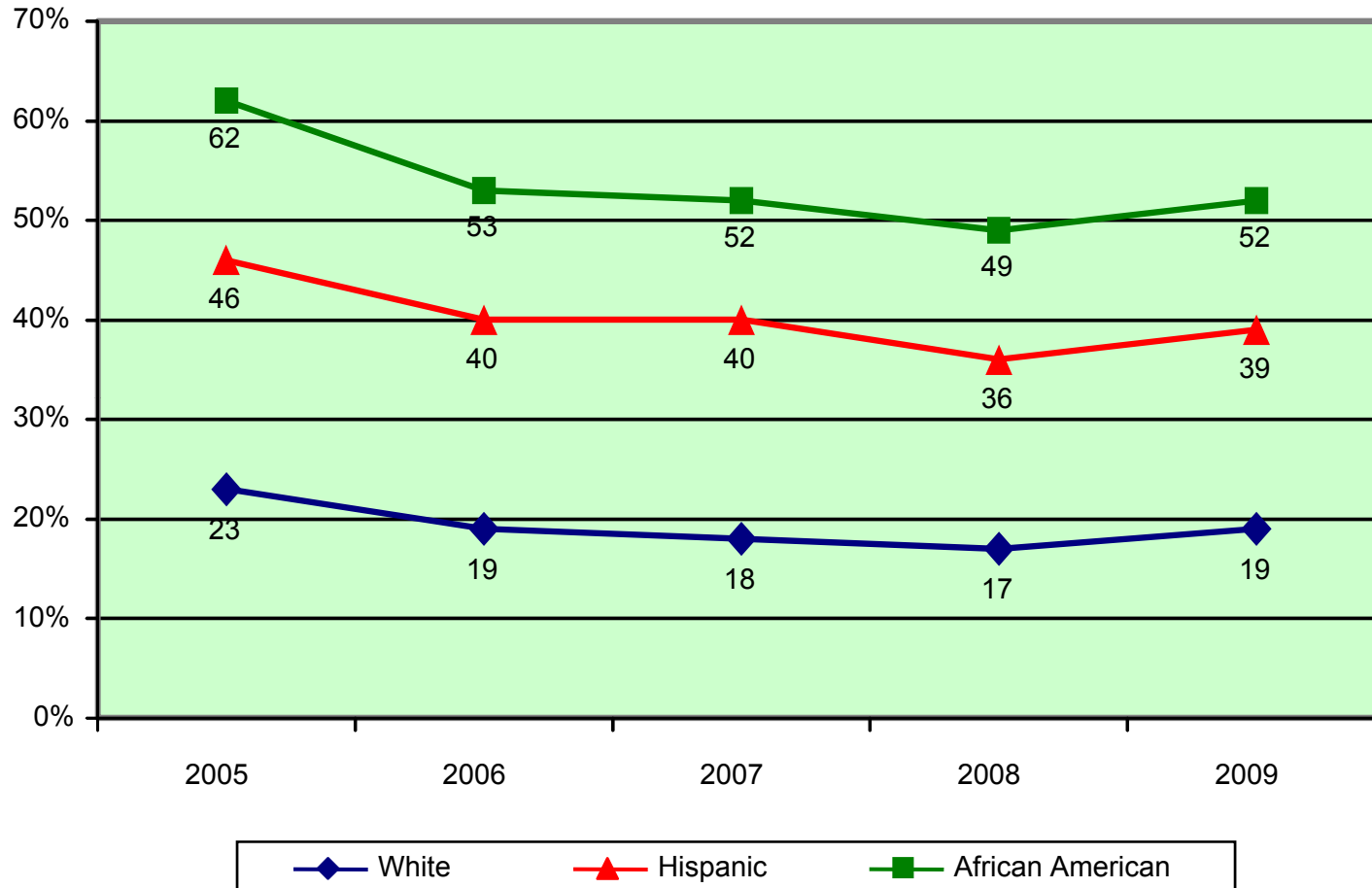
**FCAT Science
Achievement Level 3 and Above
(On Grade Level and Above)
Grade 11**



In 2009, 49 percent of White students in Grade 11 were performing at or above Achievement Level 3 (on grade level and above) on FCAT Science. This is an increase from 45 percent in 2005, 47 percent in 2006, is equal to 49 percent in 2007, and a decrease from 50 percent in 2008. In 2009, 29 percent of Hispanic students in Grade 11 were performing at or above Achievement Level 3 (on grade level and above) on FCAT Science. This is an increase from 22 percent in 2005, 26 percent in 2006, 27 percent in 2007, and is equal to 29 percent in 2008. In 2009, 16 percent of African American students in Grade 11 were performing at or above Achievement Level 3 (on grade level and above) on FCAT Science. This is an increase from 11 percent in 2005, 14 percent in 2006, 15 percent in 2007, and is equal to 16 percent in 2008.

Source: K20 Education Data Warehouse
Florida Department of Education, May 2009

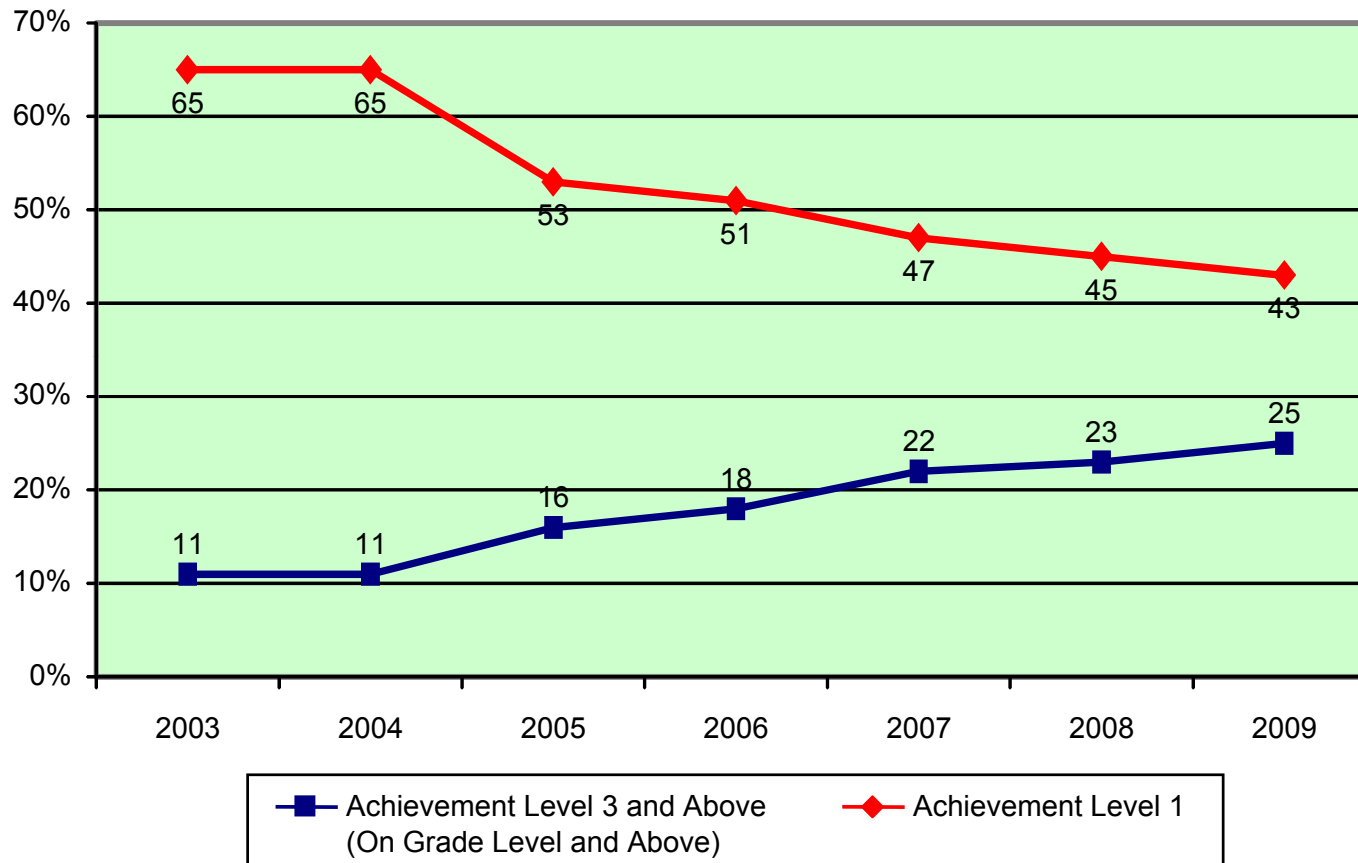
FCAT Science Achievement Level 1 Grade 11



In 2009, 19 percent of White students in Grade 11 were performing at Achievement Level 1 on FCAT Science. This is a decrease from 23 percent in 2005, is equal to 19 percent in 2006, an increase from 18 percent in 2007, and 17 percent in 2008. In 2009, 39 percent of Hispanic students in Grade 11 were performing at Achievement Level 1 on FCAT Science. This is a decrease from 46 percent in 2005, 40 percent in 2006, 40 percent in 2007, and an increase from 36 percent in 2008. In 2009, 52 percent of African American students in Grade 11 were performing at Achievement Level 1 on FCAT Science. This is a decrease from 62 percent in 2005, 53 percent in 2006, is equal to 52 percent in 2007, and is an increase from 49 percent in 2008.

Source: K20 Education Data Warehouse
Florida Department of Education, May 2009

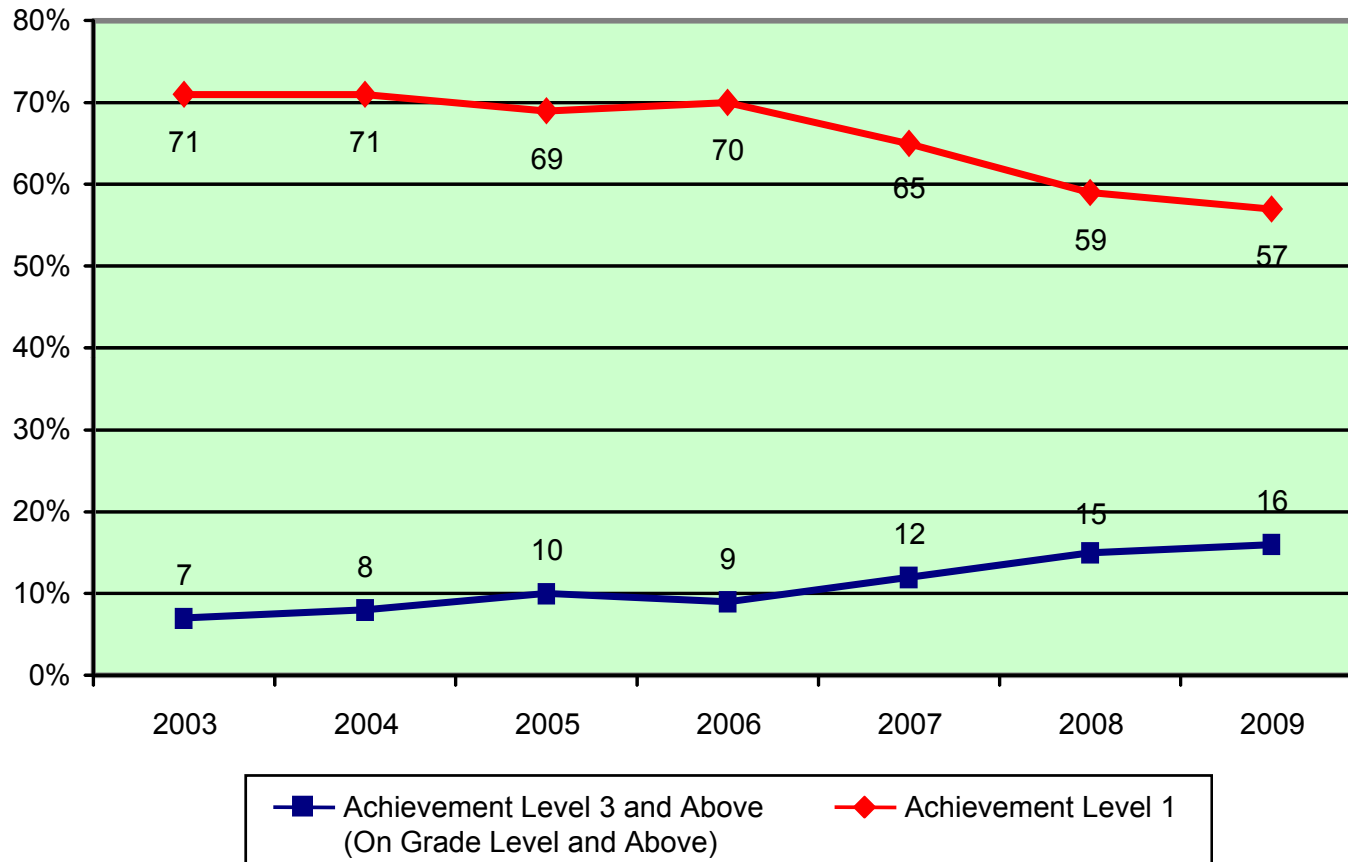
FCAT Science by Achievement Level Students With Disabilities Grade 5



In 2009, 25 percent of Students With Disabilities in Grade 5 were performing at or above Achievement Level 3 (on grade level and above) on FCAT Science. This is an increase from 11 percent in 2003, 11 percent in 2004, 16 percent in 2005, 18 percent in 2006, 22 percent in 2007, and 23 percent in 2008. In 2009, 43 percent of Students With Disabilities in Grade 5 were performing at Achievement Level 1 on FCAT Science. This is a decrease from 65 percent in 2003, 65 percent in 2004, 53 percent in 2005, 51 percent in 2006, 47 percent in 2007, and 45 percent in 2008.

*Students With Disabilities (SWDs) include students determined eligible for special education and related services who are receiving services based on an Individual Education Plan.

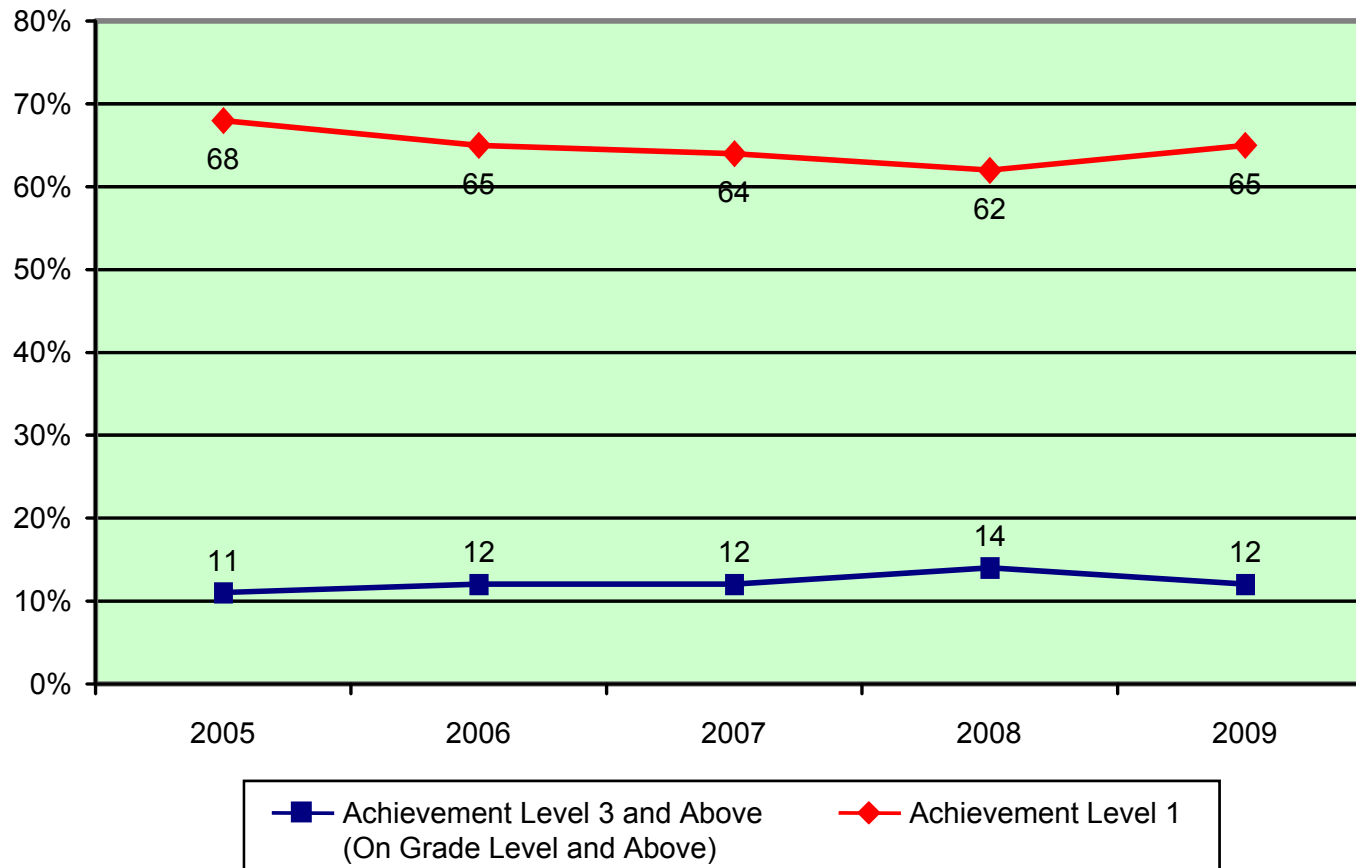
FCAT Science by Achievement Level Students With Disabilities Grade 8



In 2009, 16 percent of Students With Disabilities in Grade 8 were performing at or above Achievement Level 3 (on grade level and above) on FCAT Science. This is an increase from 7 percent in 2003, 8 percent in 2004, 10 percent in 2005, 9 percent in 2006, 12 percent in 2007, and 15 percent in 2008. In 2009, 57 percent of Students With Disabilities in Grade 8 were performing at Achievement Level 1 on FCAT Science. This is a decrease from 71 percent in 2003, 71 percent in 2004, 69 percent in 2005, 70 percent in 2006, 65 percent in 2007, and 59 percent in 2008.

*Students With Disabilities (SWDs) include students determined eligible for special education and related services who are receiving services based on an Individual Education Plan.

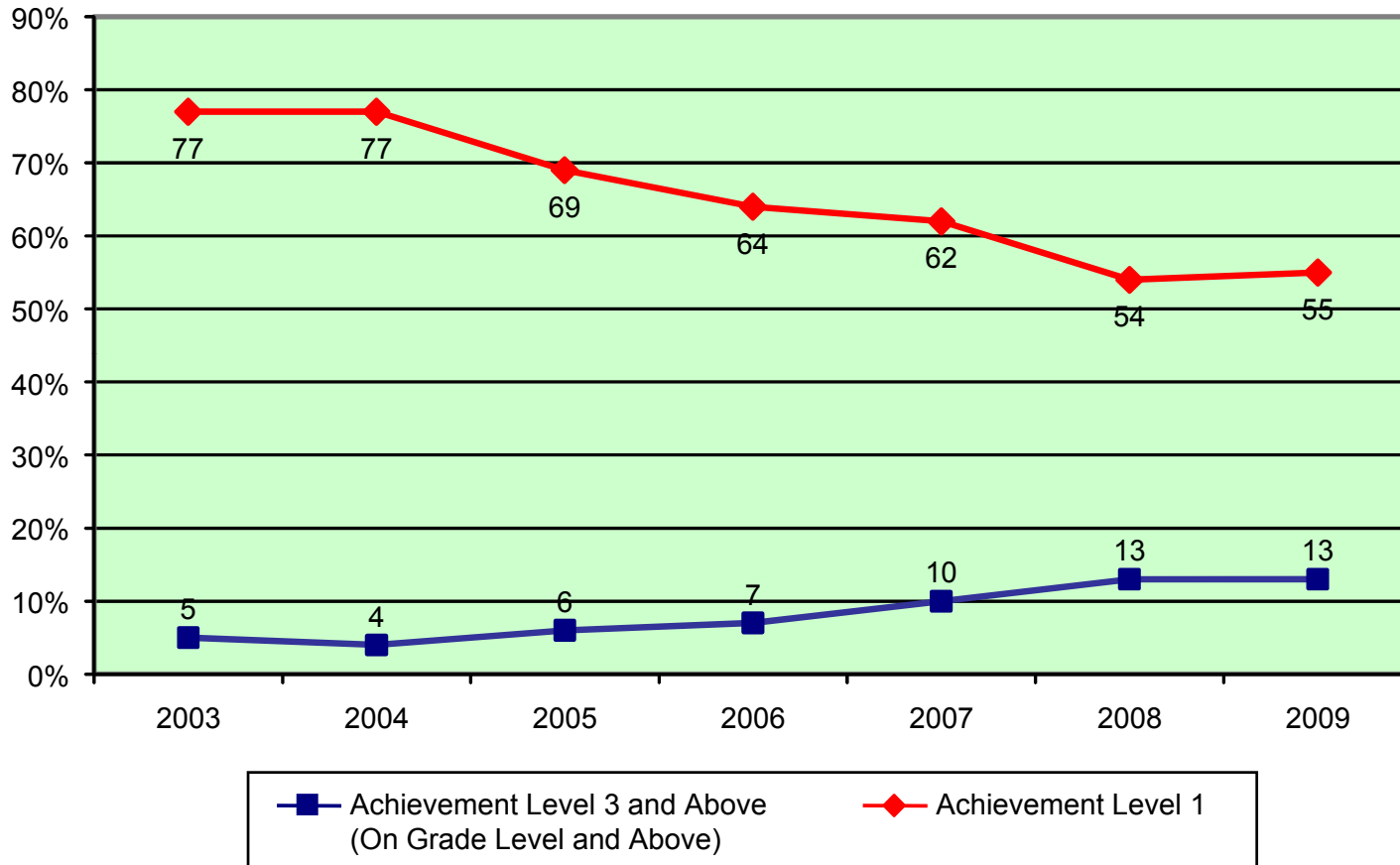
FCAT Science by Achievement Level Students With Disabilities Grade 11



In 2009, 12 percent of Students With Disabilities in Grade 11 were performing at or above Achievement Level 3 (on grade level and above) on FCAT Science. This is an increase from 11 percent in 2005, is equal to 12 percent in 2006, and 12 percent in 2007, and is a decrease from 14 percent in 2008. In 2009, 65 percent of Students With Disabilities in Grade 11 were performing at Achievement Level 1 on FCAT Science. This is a decrease from 68 percent in 2005, is equal to 65 percent in 2006, an increase from 64 percent in 2007, and 62 percent in 2008.

*Students With Disabilities (SWDs) include students determined eligible for special education and related services who are receiving services based on an Individual Education Plan.

FCAT Science by Achievement Level English Language Learners Grade 5

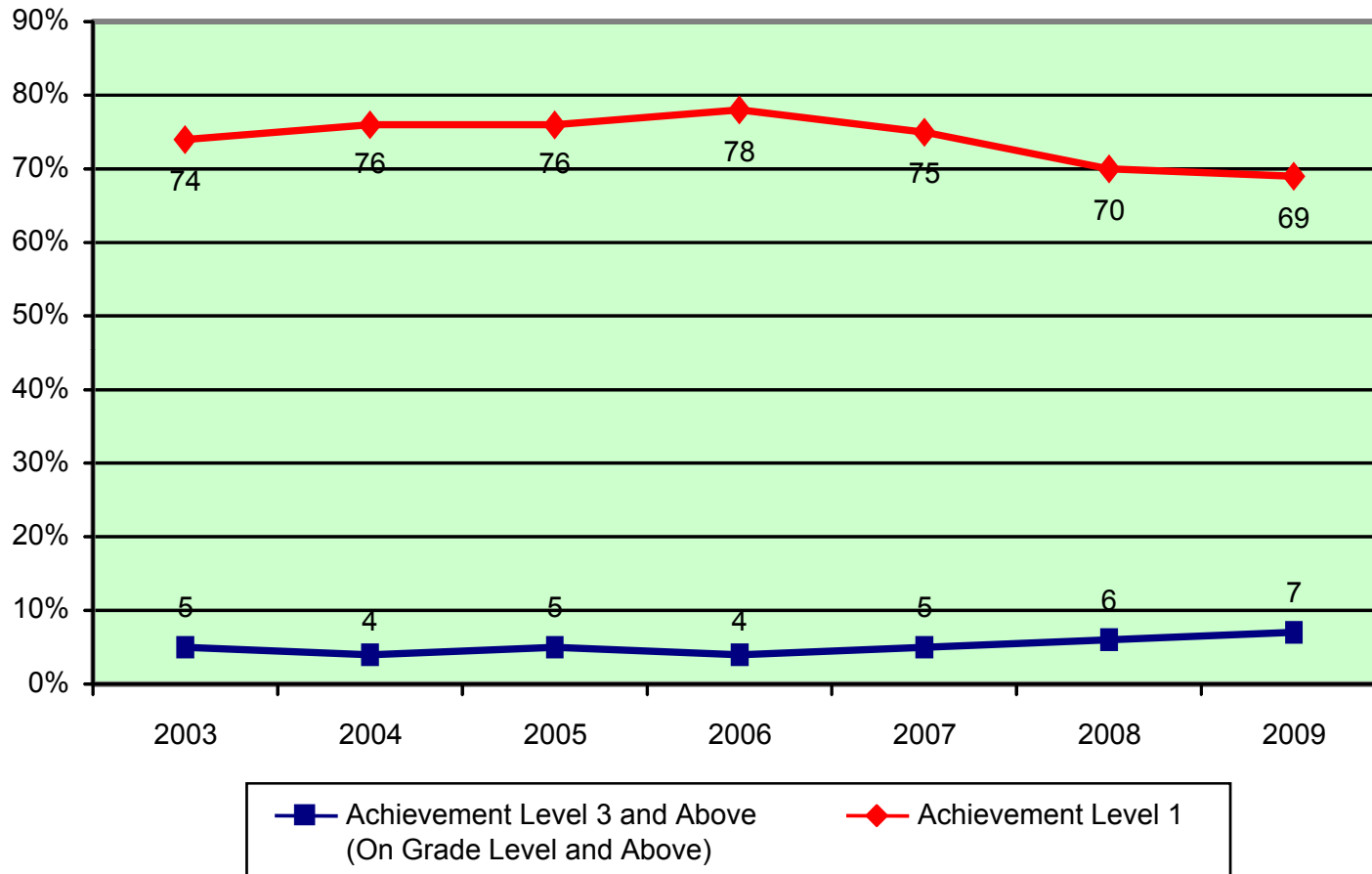


In 2009, 13 percent of English Language Learners in Grade 5 were performing at or above Achievement Level 3 (on grade level and above) on FCAT Science. This is an increase from 5 percent in 2003, 4 percent in 2004, 6 percent in 2005, 7 percent in 2006, 10 percent in 2007, and is equal to 13 percent in 2008. In 2009, 55 percent of English Language Learners in Grade 5 were performing at Achievement Level 1 on FCAT Science. This is a decrease from 77 percent in 2003, 77 percent in 2004, 69 percent in 2005, 64 percent in 2006, 62 percent in 2007, and an increase from 54 percent in 2008.

*English Language Learners (ELLs) include students enrolled in classes specifically designed to increase their academic and language proficiency.

Source: K20 Education Data Warehouse
Florida Department of Education, May 2009

FCAT Science by Achievement Level English Language Learners Grade 8

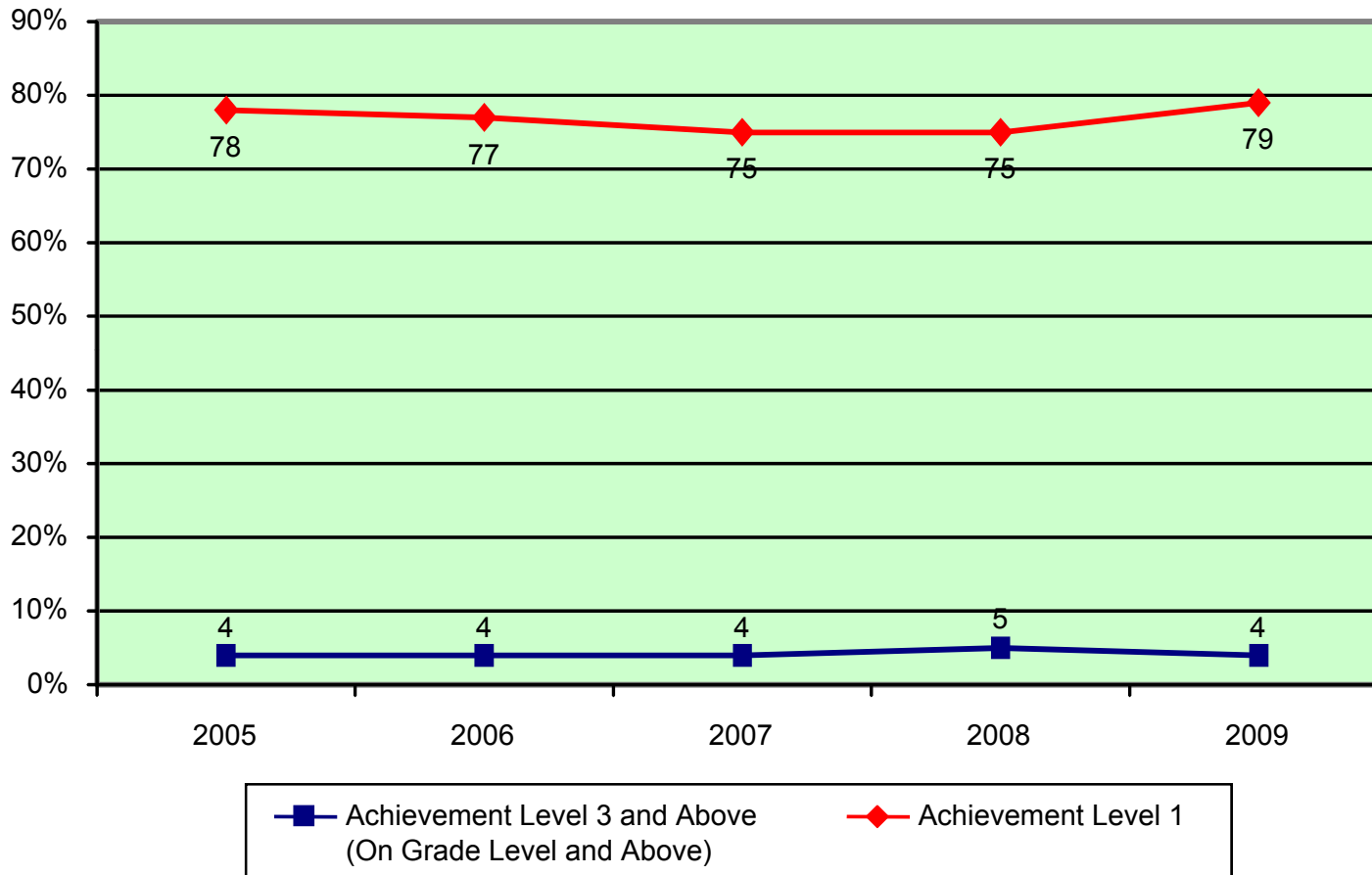


In 2009, 7 percent of English Language Learners in Grade 8 were performing at or above Achievement Level 3 (on grade level and above) on FCAT Science. This is an increase from 5 percent in 2003, 4 percent in 2004, 5 percent in 2005, 4 percent in 2006, 5 percent in 2007, and 6 percent in 2008. In 2009, 69 percent of English Language Learners in Grade 8 were performing at Achievement Level 1 on FCAT Science. This is a decrease from 74 percent in 2003, 76 percent in 2004, 76 percent in 2005, 78 percent in 2006, 75 percent in 2007, and 70 percent in 2008.

*English Language Learners (ELLs) include students enrolled in classes specifically designed to increase their academic and language proficiency.

Source: K20 Education Data Warehouse
Florida Department of Education, May 2009

FCAT Science by Achievement Level English Language Learners Grade 11



In 2009, 4 percent of English Language Learners in Grade 11 were performing at or above Achievement Level 3 (on grade level and above) on FCAT Science. This is equal to 4 percent in 2005, 4 percent in 2006, 4 percent in 2007, and a decrease from 5 percent in 2008. In 2009, 79 percent of English Language Learners in Grade 11 were performing at Achievement Level 1 on FCAT Science. This is an increase from 78 percent in 2005, 77 percent in 2006, 75 percent in 2007, and 75 percent in 2008.

*English Language Learners (ELLs) include students enrolled in classes specifically designed to increase their academic and language proficiency.

Source: K20 Education Data Warehouse
Florida Department of Education, May 2009