

2012-13 COMMISSION FOR INDEPENDENT EDUCATION - NON-DEGREE GRADUATES - FALL 2013 FINDINGS

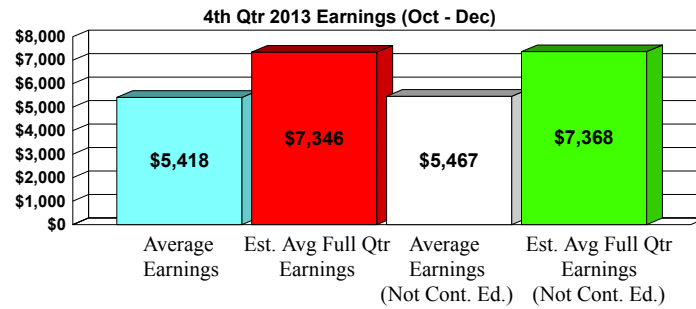
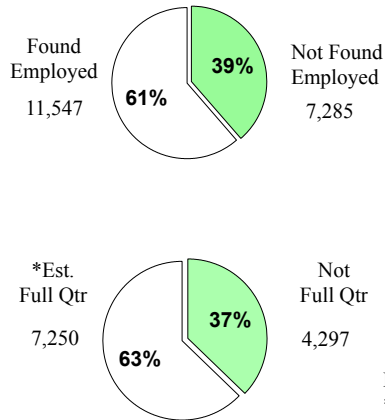
1213204

Total Individuals: **18,832**

Total with Outcome Data: **14,176**

75%

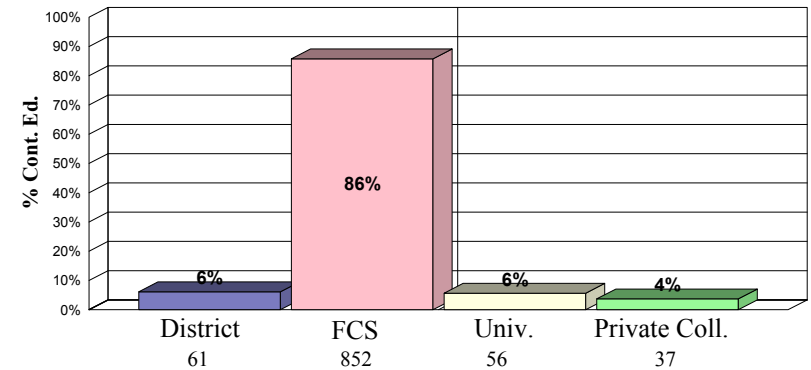
FLORIDA EMPLOYMENT DATA (4th QTR)



Percent working full qtr is of those employed.
 * Est. Avg Full Qtr = earnings of at least \$4,050 per qtr (min. wage x 13 wks. x 40 hrs.)

FLORIDA CONTINUING EDUCATION DATA

Total Cont. their Education (Unduplicated): **993** (5%)
 Found Employed of those Cont. Ed.: **693** (70%)

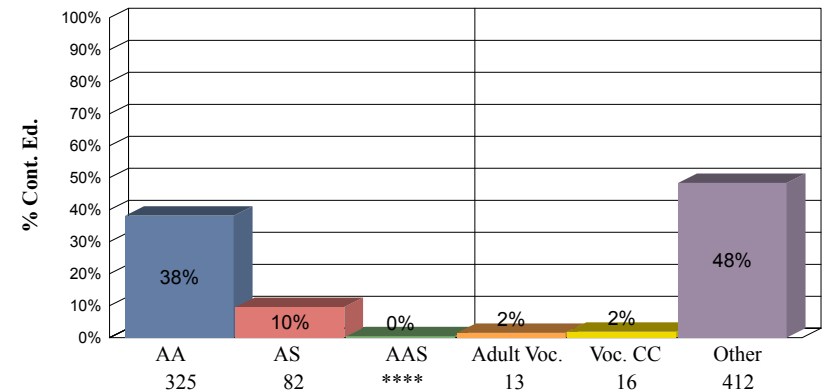


Students may be in multiple settings, therefore, sum may exceed total unduplicated

TOP TEN INDUSTRIES BY FREQUENCY

Industry	Full Qtr Frequency	Full Qtr Avg Wage
OFFICES OF PHYSICIANS (EXCEPT MENTAL HEALTH SPECIALISTS)	713	\$6,051
NURSING CARE FACILITIES (SKILLED NURSING FACILITIES)	293	\$7,299
GENERAL MEDICAL AND SURGICAL HOSPITALS	278	\$7,031
PROFESSIONAL EMPLOYER ORGANIZATIONS	255	\$6,621
OFFICES OF DENTISTS	220	\$6,092
GENERAL FREIGHT TRUCKING, LONG-DISTANCE, TRUCKLOAD	145	\$7,745
TEMPORARY HELP SERVICES	127	\$7,196
FULL-SERVICE RESTAURANTS	119	\$6,196
PHARMACIES AND DRUG STORES	112	\$5,549
HOME HEALTH CARE SERVICES	106	\$6,952

Florida College System Cont. Ed. Details



FEDERAL EMPLOYMENT DATA

CIVILIAN EMPLOYMENT: 61 <1%
 FOUND IN THE MILITARY: 88 <1%

FLORIDA DEPARTMENT OF CORRECTIONS DATA

INCARCERATED: **** **
 COMMUNITY SUPERVISION: 183 <1%

RECEIVING PUBLIC ASSISTANCE

Temporary Assistance to Needy Families (TANF), Food Stamps

RECEIVING PUBLIC ASSISTANCE: 5,770 (31%)
 ... & EMPLOYED: 3,470 (18%)