

2011-12 COMMISSION FOR INDEPENDENT EDUCATION - DEGREE GRADUATES - FALL 2012 FINDINGS

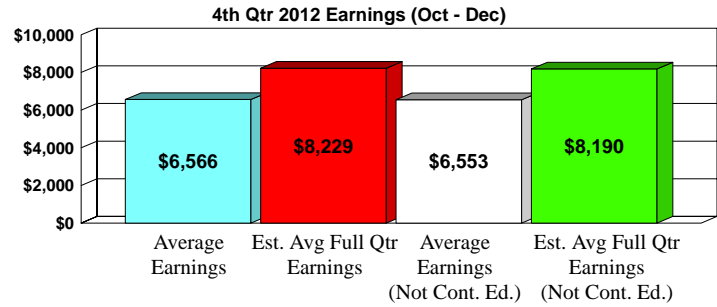
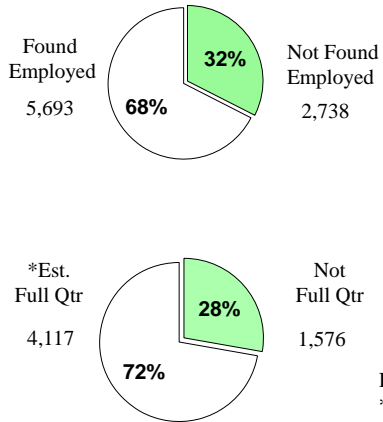
1112403

Total Individuals: **8,431**

Total with Outcome Data: **6,704**

80%

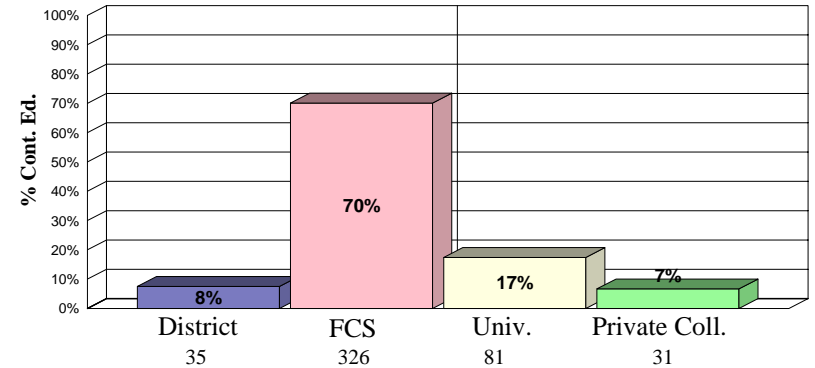
FLORIDA EMPLOYMENT DATA (4th QTR)



Percent working full qtr is of those employed.
 * Est. Avg Full Qtr = earnings of at least \$3,988 per qtr (min. wage x 13 wks. x 40 hrs.)

FLORIDA CONTINUING EDUCATION DATA

Total Cont. their Education (Unduplicated): **465** (6%)
 Found Employed of those Cont. Ed.: 347 (75%)

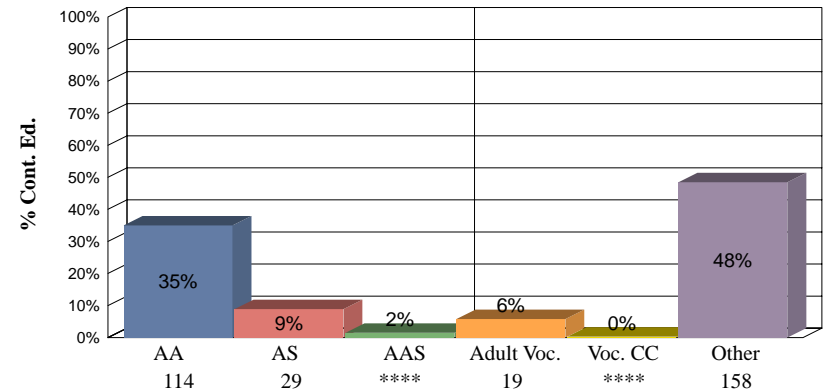


Students may be in multiple settings, therefore, sum may exceed total unduplicated

TOP TEN INDUSTRIES BY FREQUENCY

Industry	Full Qtr Frequency	Full Qtr Avg Wage
GENERAL MEDICAL AND SURGICAL HOSPITALS	595	\$9,874
OFFICES OF PHYSICIANS (EXCEPT MENTAL HEALTH SPECIALISTS)	273	\$6,566
NURSING CARE FACILITIES (SKILLED NURSING FACILITIES)	199	\$7,388
PROFESSIONAL EMPLOYER ORGANIZATIONS	187	\$5,858
FULL-SERVICE RESTAURANTS	126	\$4,596
TEMPORARY HELP SERVICES	118	\$5,320
ELEMENTARY AND SECONDARY SCHOOLS	98	\$6,151
HOME HEALTH CARE SERVICES	91	\$5,433
SECURITY GUARDS AND PATROL SERVICES	83	\$5,457
HOTELS (EXCEPT CASINO HOTELS) AND MOTELS	82	\$5,665

Florida College System Cont. Ed. Details



FEDERAL EMPLOYMENT DATA

CIVILIAN EMPLOYMENT:	48	<1%
FOUND IN THE MILITARY:	24	<1%

FLORIDA DEPARTMENT OF CORRECTIONS DATA

INCARCERATED:	****	****
COMMUNITY SUPERVISION:	60	<1%

RECEIVING PUBLIC ASSISTANCE

Temporary Assistance to Needy Families (TANF), Food Stamps

RECEIVING PUBLIC ASSISTANCE:	2,101	25%
... & EMPLOYED	1,227	15%