


# **THE FOLLOWING CHANGES ARE FOR FISCAL YEAR**

## **1112**

Education Information and Accountability Services is in the process of converting the 2009-10 Database Manuals to a 508 compliant format. If you are visually impaired and need assistance reading the manuals, please contact Education Information and Accountability Services at [askeias@fldoe.org](mailto:askeias@fldoe.org) or (850) 245-0400.

## PRIOR SCHOOL STATUS/STUDENT ATTENDANCE – REJECT RULES

 23. For Survey 5, the Withdrawal Date must be greater than or equal to the Entry (Re-entry) Date. For Surveys 2 and 3, the Withdrawal Date must be greater than or equal to the Entry (Re-entry) Date or it must be zero-filled . -record rejected-


### EXAMPLE

The first record listed below would be loaded to the data base assuming no other reject rule would cause its rejection. The second record would be rejected because the Withdrawal Date is less than the Entry (Re-entry) Date.

Student Number Identifier, Florida	Survey Period Code	Entry (Re-entry) Date	Withdrawal Date
012345678X	5	0812****	0913****
* 012345679X	5	0913****	0812****

\*\*\*\* = Valid fiscal year for data submission.

### DISTRICT RESPONSIBILITY

 If the rejected record should not have been submitted, no action is required. However, if the district wishes the data in the rejected record to be loaded to the data base, the district must correct the Entry (Re-entry) Date and/or the Withdrawal Date and resubmit the record.

## STUDENT DEMOGRAPHIC – STATE VALIDATION

53. If Survey Period Code is 2, 3 or 5 and if English Language Learners, PK-12 is LY or LF and if Grade Level is KG-12 and if there is a matching Student Course Schedule or Student End of Year Status record and if District Number, Current Enrollment is equal to District Number, Current Instruction/Service, then there must be a matching English Language Learners Information record based on District Number, Current Enrollment; Student Number Identifier, Florida; Survey Period Code and Year.

The match between Student Demographic and Student Course should be made based on District Number, Current Enrollment; Student Number Identifier, Florida; Survey Period Code; and Year/Fiscal Year. The match between Student Demographic and Student End of Year should be made based on District Number, Current Enrollment; Student Number Identifier, Florida; Survey Period Code; and Year/School Year. (This edit does not apply to Survey Periods 6 and 8.) –state validation-

### EXAMPLE

The Student Demographic records listed below which are marked with an asterisk would cause a message to be generated because there are no matching English Language Learners records.

#### *Student Demographic records*

District Number, Current Enrollment	School Number, Current Enrollment	Survey Period Code	Year	Student Number Identifier, Florida	English Language Learners, PK-12
37	0001	2	1011	3712345678	LY
37	0001	2	1011	3712345679	LF
* 37	0001	2	1011	3712345682	LF
* 37	0002	2	1011	3712345680	LY

## STUDENT DEMOGRAPHIC – STATE VALIDATION

### *English Language Learners records*

District Number, Current Enrollment	School Number, Current Enrollment	Survey Period Code	School Year	Student Number Identifier, Florida
37	0001	2	1011	3712345678
37	0001	2	1011	3712345679
37	0001	2	1011	3712345681
37	0002	2	1011	3712345683

### **DISTRICT RESPONSIBILITY**

The district must review the Student Demographic records and determine whether the students are English Language Learners. The district must either submit an English Language Learners record for each student or submit a revision to the English Language Learners, PK-12 element to indicate that the student is not an English Language Learner.

## STUDENT DEMOGRAPHIC – STATE VALIDATION

59. If Survey Period Code = 7, each Student Demographic record must have a matching English Language Learners Information record based on District Number, Current Enrollment; Student Number Identifier, Florida; Survey Period Code and Year. (This edit does not apply to Survey Periods 6 and 8.) –state validation-

### EXAMPLE

The first two records listed below would be loaded to the data base.assuming no other reject rules would cause their rejection. The third would not be loaded to the data base because the element Student Number Identifier, Florida are different on the two formats. The fourth record listed below would not be loaded to the data base because the element School Number, Current Enrollment are different on the two formats.

#### *Student Demographic records*

District Number, Current Enrollment	School Number, Current Enrollment	Survey Period Code	Year	Student Number Identifier, Florida
37	0001	7	1011	3712345678
37	0001	7	1011	3712345679
* 37	0001	7	1011	3712345682
* 37	0001	7	1011	3712345680

#### *English Language Learners records*

District Number, Current Enrollment	School Number, Current Enrollment	Survey Period Code	Year	Student Number Identifier, Florida
37	0001	7	1011	3712345678
37	0001	7	1011	3712345679
37	0001	7	1011	3712345681
37	0002	7	1011	3712345680

## **STUDENT DEMOGRAPHIC – STATE VALIDATION**


### **DISTRICT RESPONSIBILITY**

If the rejected record should not have been submitted, no action is required. However, if the district wishes the data in the rejected record to be loaded to the data base the district must correct the Student Demographic or English Language Learners record so that the appropriate relationship exists between the two formats and resubmit the record.

# **THE FOLLOWING CHANGES ARE FOR FISCAL YEAR 1011**

Education Information and Accountability Services is in the process of converting the 2009-10 Database Manuals to a 508 compliant format. If you are visually impaired and need assistance reading the manuals, please contact Education Information and Accountability Services at [askeias@fldoe.org](mailto:askeias@fldoe.org) or (850) 245-0400.

## PRIOR SCHOOL STATUS/STUDENT ATTENDANCE – REJECT RULES

 23. For Survey 5, the Withdrawal Date must be greater than or equal to the Entry (Re-entry) Date. For Surveys 2 and 3, the Withdrawal Date must be greater than or equal to the Entry (Re-entry) Date or it must be zero-filled . -record rejected-


### EXAMPLE

The first record listed below would be loaded to the data base assuming no other reject rule would cause its rejection. The second record would be rejected because the Withdrawal Date is less than the Entry (Re-entry) Date.

Student Number Identifier, Florida	Survey Period Code	Entry (Re-entry) Date	Withdrawal Date
012345678X	5	0812****	0913****
* 012345679X	5	0913****	0812****

\*\*\*\* = Valid fiscal year for data submission.

### DISTRICT RESPONSIBILITY

 If the rejected record should not have been submitted, no action is required. However, if the district wishes the data in the rejected record to be loaded to the data base, the district must correct the Entry (Re-entry) Date and/or the Withdrawal Date and resubmit the record.



## STUDENT DEMOGRAPHIC – STATE VALIDATION

53. If Survey Period Code is 2, 3 or 5 and if English Language Learners, PK-12 is LY or LF and if Grade Level is KG-12 and if there is a matching Student Course Schedule or Student End of Year Status record and if District Number, Current Enrollment is equal to District Number, Current Instruction/Service, then there must be a matching English Language Learners Information record based on District Number, Current Enrollment; Student Number Identifier, Florida; Survey Period Code and Year.

The match between Student Demographic and Student Course should be made based on District Number, Current Enrollment; Student Number Identifier, Florida; Survey Period Code; and Year/Fiscal Year. The match between Student Demographic and Student End of Year should be made based on District Number, Current Enrollment; Student Number Identifier, Florida; Survey Period Code; and Year/School Year. (This edit does not apply to Survey Periods 6 and 8.) –state validation-

### EXAMPLE

The Student Demographic records listed below which are marked with an asterisk would cause a message to be generated because there are no matching English Language Learners records.

#### *Student Demographic records*

District Number, Current Enrollment	School Number, Current Enrollment	Survey Period Code	Year	Student Number Identifier, Florida	English Language Learners, PK-12
37	0001	2	1011	3712345678	LY
37	0001	2	1011	3712345679	LF
* 37	0001	2	1011	3712345682	LF
* 37	0002	2	1011	3712345680	LY

## STUDENT DEMOGRAPHIC – STATE VALIDATION

### *English Language Learners records*

District Number, Current Enrollment	School Number, Current Enrollment	Survey Period Code	School Year	Student Number Identifier, Florida
37	0001	2	1011	3712345678
37	0001	2	1011	3712345679
37	0001	2	1011	3712345681
37	0002	2	1011	3712345683

### **DISTRICT RESPONSIBILITY**

The district must review the Student Demographic records and determine whether the students are English Language Learners. The district must either submit an English Language Learners record for each student or submit a revision to the English Language Learners, PK-12 element to indicate that the student is not an English Language Learner.

## STUDENT DEMOGRAPHIC – STATE VALIDATION

59. If Survey Period Code = 7, each Student Demographic record must have a matching English Language Learners Information record based on District Number, Current Enrollment; Student Number Identifier, Florida; Survey Period Code and Year. (This edit does not apply to Survey Periods 6 and 8.) –state validation-

### EXAMPLE

The first two records listed below would be loaded to the data base.assuming no other reject rules would cause their rejection. The third would not be loaded to the data base because the element Student Number Identifier, Florida are different on the two formats. The fourth record listed below would not be loaded to the data base because the element School Number, Current Enrollment are different on the two formats.

#### *Student Demographic records*

District Number, Current Enrollment	School Number, Current Enrollment	Survey Period Code	Year	Student Number Identifier, Florida
37	0001	7	1011	3712345678
37	0001	7	1011	3712345679
* 37	0001	7	1011	3712345682
* 37	0001	7	1011	3712345680

#### *English Language Learners records*

District Number, Current Enrollment	School Number, Current Enrollment	Survey Period Code	Year	Student Number Identifier, Florida
37	0001	7	1011	3712345678
37	0001	7	1011	3712345679
37	0001	7	1011	3712345681
37	0002	7	1011	3712345680

## **STUDENT DEMOGRAPHIC – STATE VALIDATION**

### **DISTRICT RESPONSIBILITY**

If the rejected record should not have been submitted, no action is required. However, if the district wishes the data in the rejected record to be loaded to the data base the district must correct the Student Demographic or English Language Learners record so that the appropriate relationship exists between the two formats and resubmit the record.