
Teacher Leader Preparation Implementation Committee

February 13, 2013



Florida Department of Education
Bureau of Educator Recruitment, Development, and Retention

Primary Goal of TLPIC

- Provide input, feedback and recommendations to the state on the development and implementation of performance standards and targets for continued approval of state-approved teacher and school leadership preparation programs.



TLPIC Timeline

■ Fall/Winter 2012/2013

- Analyze requested teacher preparation data and recommend performance targets for pilot annual report
- DOE produces pilot annual report

■ Summer 2013

- Recommend to Commissioner draft continued approval standards and performance targets for teacher preparation programs
- Draft continued approval standards for teacher preparation are released for public input through rule development process
- Rule revision workshops (6A-5.066)
- Program data released via report card

Note : March-May 2013

Legislation will likely affect teacher preparation statutes



Focus for Today

- Review Teacher Preparation Program Retention Data
- Review sample Annual Program Performance Report
- FAPEL White Paper
- Progress Update on *Effective School Leaders Study*
- Draft recommended School Leadership Performance Metrics

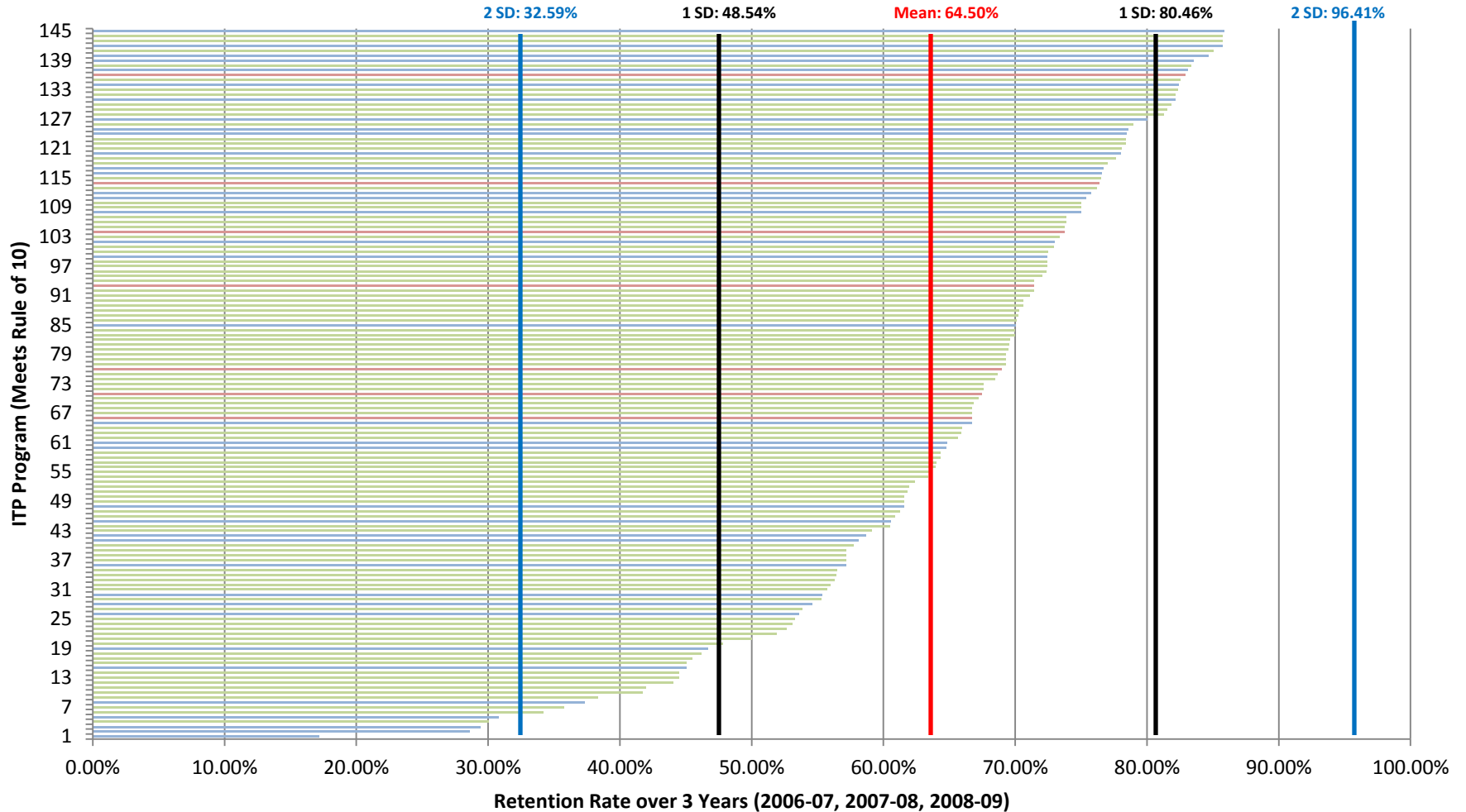


ITP Retention Data

Mean: 64.50%
 1 SD: 15.96%
 2 SD: 31.91%

GREEN - SUS
 RED - State Colleges
 BLUE - Private Institutions

ITP Retention Data



ITP Retention Data

| ITPs Retention 2006-07, 2007-08, 2008-09 | Level 1 | Level 2 | Level 3 | Level 4 |
|---|---|--|--|------------------------------------|
| | Below 2 SD below Mean 32.57% and below | 2 SD below Mean up to 1 SD below Mean 32.58%-48.53% | 1 SD below Mean up to 1 SD above Mean 48.54%-80.45% | 1 SD above Mean 80.46%-100% |
| ITP Institutions | 5 | 8 | 25 | 11 |
| ITP Programs | 5 | 15 | 107 | 18 |
| # of Completers over 3 yr period | 89 | 419 | 10162 | 1639 |
| # Retained over 3 yr period | 22 | 172 | 7016 | 1365 |
| % Retained over 3 yrs | 24.72% | 41.05% | 69.04% | 83.28% |

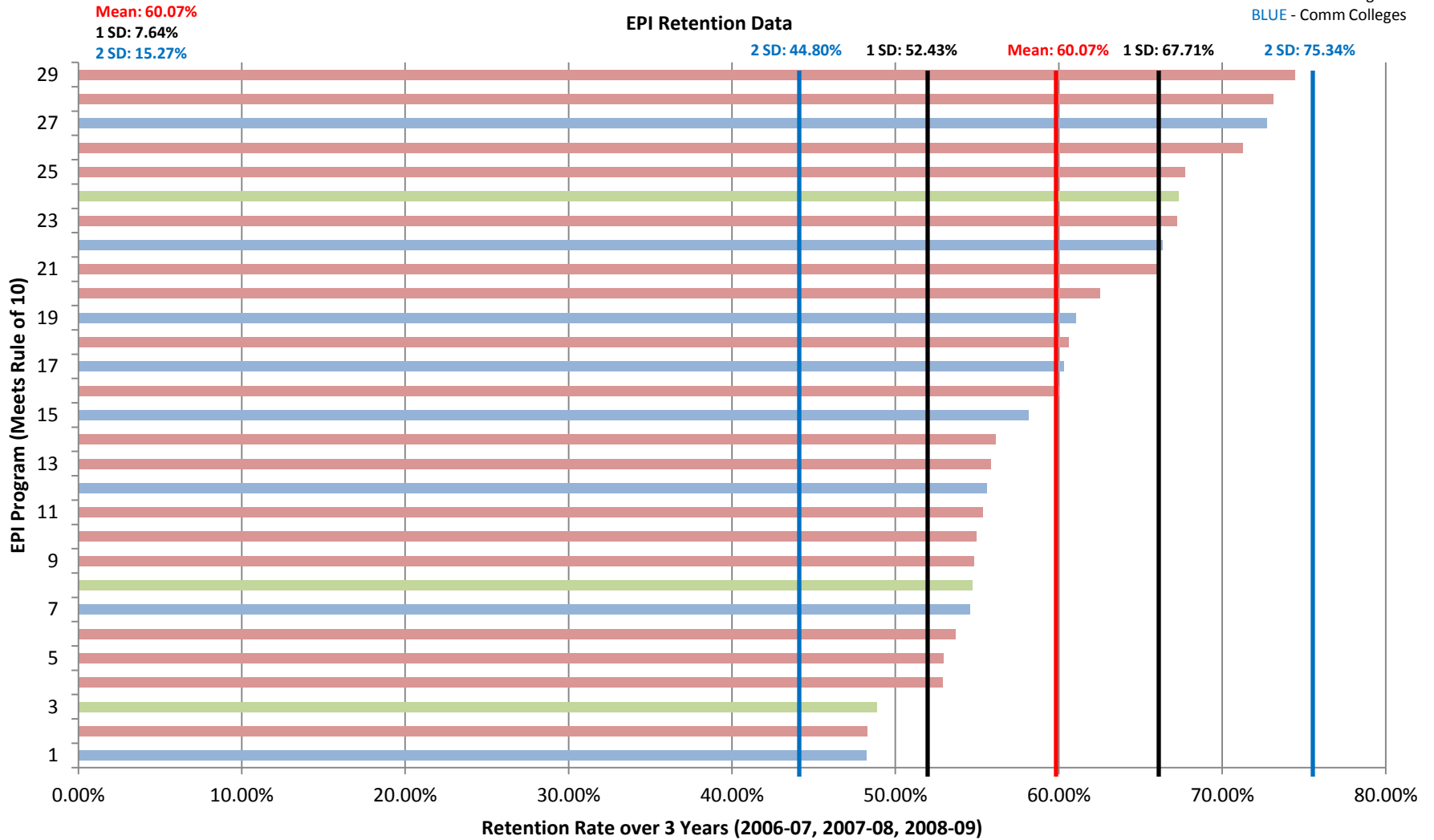
| ITP Breakdown | Level 1 | Level 2 | Level 3 | Level 4 |
|-------------------------|---------|---------|---------|---------|
| Private Colleges | 4 | 2 | 12 | 5 |
| State Colleges | 0 | 0 | 3 | 1 |
| State University System | 1 | 6 | 10 | 5 |

**Retention means continuously employed in a Florida public school for 3 years after completion of a Florida state-approved program.*



EPI Retention Data

GREEN - SUS
 RED - State Colleges
 BLUE - Comm Colleges



EPI Retention Data

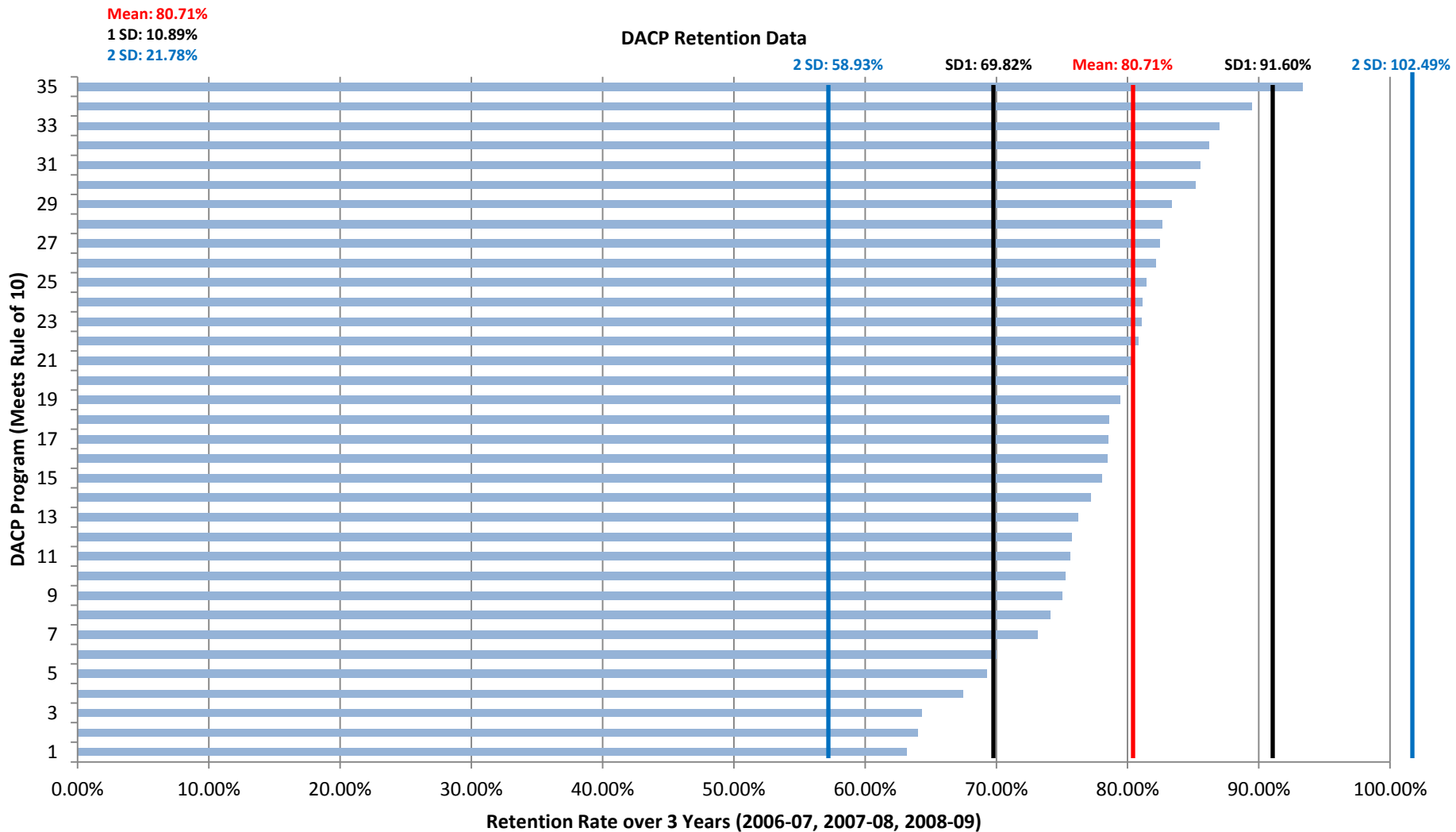
| EPIs Retention 2006-07, 2007-08, 2008-09 | Level 1 | Level 2 | Level 3 | Level 4 |
|---|---|--|--|------------------------------------|
| | Below 2 SD below Mean 44.79% and below | 2 SD below Mean up to 1 SD below Mean 44.80%-52.42% | 1 SD below Mean up to 1 SD above Mean 52.43%-67.70% | 1 SD above Mean 67.71%-100% |
| EPI Programs | 0 | 3 | 22 | 4 |
| # of Completers over 3 yr period | 0 | 260 | 2871 | 657 |
| # Retained over 3 yr period | 0 | 126 | 1684 | 480 |
| % Retained over 3 yrs | 0.00% | 48.46% | 58.66% | 73.06% |

| EPI Breakdown | Level 1 | Level 2 | Level 3 | Level 4 |
|-------------------------|---------|---------|---------|---------|
| Community Colleges | 0 | 1 | 6 | 1 |
| State Colleges | 0 | 1 | 14 | 3 |
| State University System | 0 | 1 | 2 | 0 |

**Retention means continuously employed in a Florida public school for 3 years after completion of a Florida state-approved program.*



DACP Retention Data



DACP Retention Data

| DACPs Retention 2006-07, 2007-08, 2008-09 | Level 1 | Level 2 | Level 3 | Level 4 |
|--|---|--|--|------------------------------------|
| | Below 2 SD below Mean 58.92% and below | 2 SD below Mean up to 1 SD below Mean 58.93%-69.81% | 1 SD below Mean up to 1 SD above Mean 69.82%-91.59% | 1 SD above Mean 91.60%-100% |
| DACP Programs | 0 | 5 | 29 | 1 |
| # of Completers over 3 yr period | 0 | 152 | 4639 | 30 |
| # Retained over 3 yr period | 0 | 100 | 3713 | 28 |
| % Retained over 3 yrs | 0.00% | 65.79% | 80.04% | 93.33% |

**Retention means continuously employed in a Florida public school for 3 years after completion of a Florida state-approved program.*

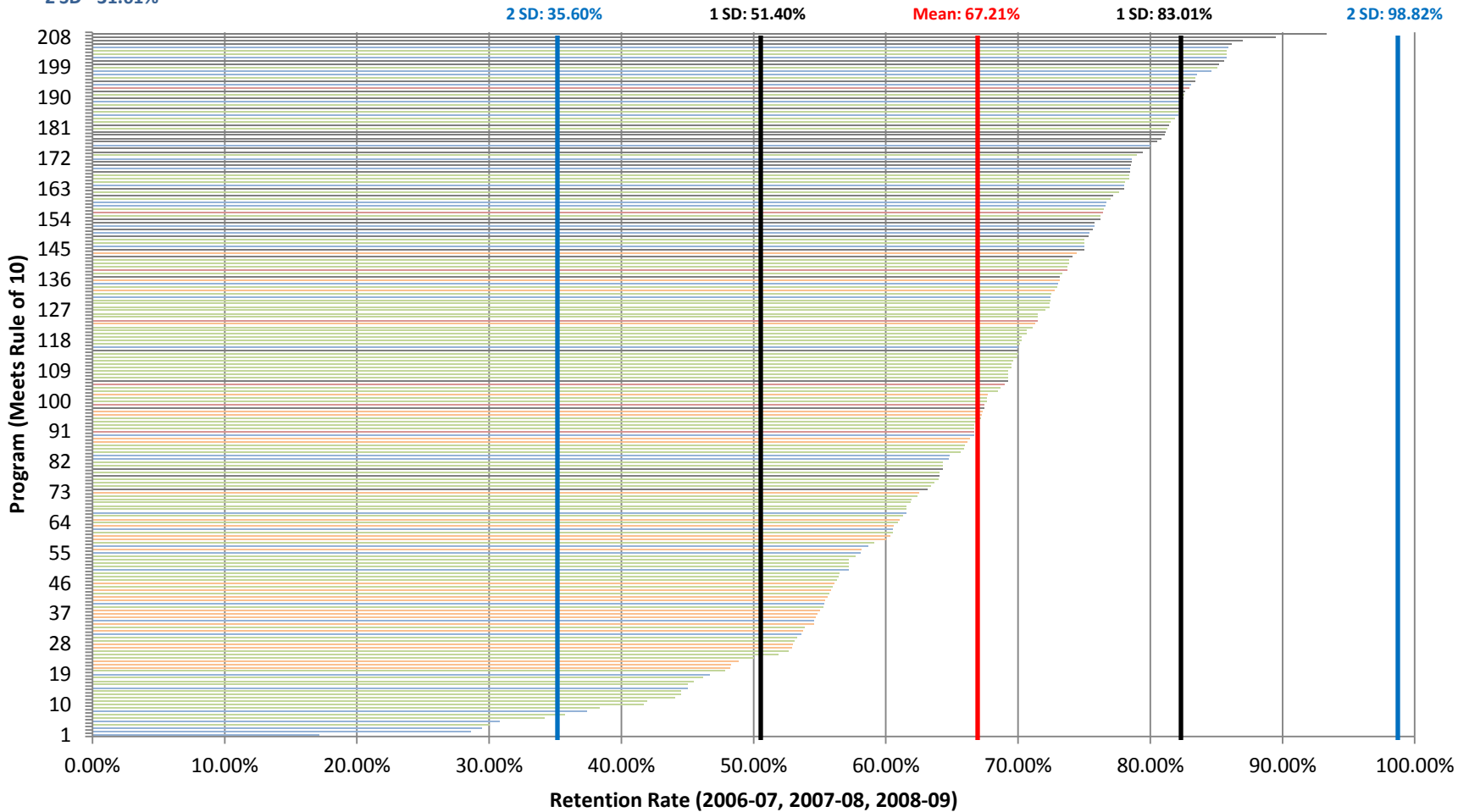


Aggregated Retention Data

Mean - 67.21%
 1 SD - 15.81%
 2 SD - 31.61%

Aggregated Retention Data - ITPs, EPIs, DACPs

GREEN - SUS (ITPs)
 RED - State Colleges (ITPs)
 BLUE - Private Inst. (ITPs)
 ORANGE - EPIs
 BLACK - DACPs



Aggregated Retention Data

| ITPs/EPIs/DACPs Retention 2006-07, 2007-08, 2008-09 | Level 1 Below 2 SD below Mean <i>35.59% and below</i> | Level 2 2 SD below Mean up to 1 SD below Mean <i>35.60%-51.39%</i> | Level 3 1 SD below Mean up to 1 SD above Mean <i>51.40%-83.00%</i> | Level 4 1 SD above Mean <i>83.01%-100%</i> |
|--|---|---|---|--|
| Institutions | 6 | 11 | 80 | 14 |
| Programs | 6 | 18 | 169 | 16 |
| # of Completers over 3 yr period | 130 | 648 | 18644 | 1496 |
| # Retained over 3 yr period | 36 | 289 | 13106 | 1275 |
| % Retained over 3 yrs | 27.69% | 44.60% | 70.30% | 85.23% |

| Institution Type Breakdown | Level 1 | Level 2 | Level 3 | Level 4 |
|----------------------------|---------|---------|---------|---------|
| ITP | 6 | 8 | 26 | 7 |
| EPI | 0 | 3 | 26 | 0 |
| DACP | 0 | 0 | 28 | 7 |

| ITP Breakdown | Level 1 | Level 2 | Level 3 | Level 4 |
|-------------------------|---------|---------|---------|---------|
| Private Colleges | 4 | 2 | 13 | 4 |
| State Colleges | 0 | 0 | 3 | 0 |
| State University System | 2 | 6 | 10 | 3 |

**Retention means continuously employed in a Florida public school for 3 years after completion of a Florida state-approved program.*



Sample Annual Program Performance Report



FAPEL White Paper

- Valerie Storey, Ph.D

Associate Professor, Educational Leadership

College of Education

University of Central Florida



Effective School Leaders Study

- La'Tara Osborne-Lampkin, Ph.D
Project Manager, Regional
Educational Laboratory Southeast (REL-SE)
- Jessica Sidler Folsom (REL-SE)



Next Steps

- DOE will provide teacher and school leader evaluation data via webinar in March/April
- DOE will provide sample annual program performance report for review by May/June
- Next face-to-face meeting will likely include a review of the draft continued approval standards for teacher preparation programs

