



FLORIDA DEPARTMENT OF  
**EDUCATION**  
fldoe.org

# **Florida's Private Schools**

## **2016-17 School Year Annual Report**

Florida Department of Education

Office of Independent Education and Parental Choice  
325 W. Gaines Street, Room 1044  
Tallahassee, FL 32399-0400

Phone: 850-245-0502

Toll-free Hotline: 1-800-447-1636

[www.floridaschoolchoice.org](http://www.floridaschoolchoice.org)

# Florida's Private Schools

A private school is defined in Section 1002.01(2), Florida Statutes, as “an individual, association, copartnership, or corporation or department, division, or section of such organizations, that designates itself as an educational center that includes kindergarten or a higher grade” and is below the college level. Private elementary and secondary schools in Florida are not licensed, approved, accredited, or regulated by the Florida Department of Education (department). Private schools are required by statute to complete an annual online survey to provide information for inclusion in a statewide Directory of Private Schools.

The Directory of Private Schools is maintained by the department as a service to the public, governmental agencies, and other parties that are interested in obtaining information about Florida private schools. The department’s intent in maintaining the directory is not to regulate, control, approve, or accredit private schools. As such, the accuracy of data submitted pursuant to the annual online survey is not verified by the department and does not imply approval or accreditation. The directory may be accessed online at:

<http://www.floridaschoolchoice.org/information/privateschooldirectory/>.

## **Highlights of the 2016-17 Annual Report**

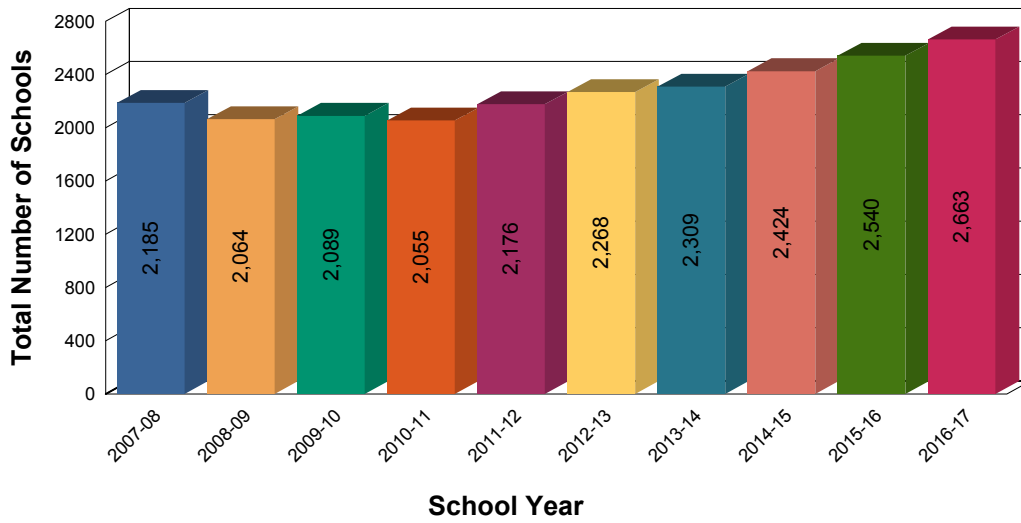
---

The 2016-17 annual report contains information on students and staff for Florida private schools that completed the online annual survey between August 30, 2016 and May 2, 2017. Enrollment data for Florida public school students are based on the 2016-17 Survey 2 (October Survey) final data. The following observations are drawn from the results of the data analysis:

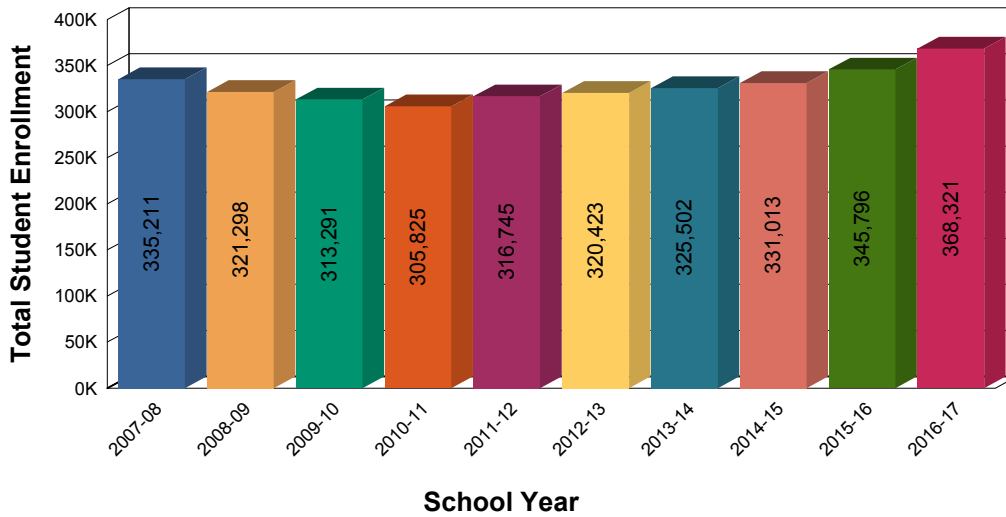
- Of the 3,185,317 statewide total PK-12 student enrollment in the 2016-17 school year, 368,321 (11.6%) were private school students, and 2,816,996 (88.4%) were public school students.
- Compared with the 2015-16 school year, the total number of private schools in 2016-17 increased by 123 schools (4.8%) and the total PK-12 enrollment rose by 22,525 students (6.5%).
- Of the 368,321 students enrolled in Florida private schools in 2016-17, 12.4% were enrolled in prekindergarten, 7.8% in kindergarten, 34.7 in grades 1-5, 20.4% in grades 6-8, and 24.7% in grades 9-12.
- Twenty (20) school districts had 10% or more of their total PK-12 students enrolled in private schools in 2016-17.
- Eighty-one percent (81%) of personnel employed in private schools were classroom teachers and 19% were school administrators.

\* Percentages may not add up to 100 due to rounding.

### Number of Private Schools 2007-08 to 2016-17

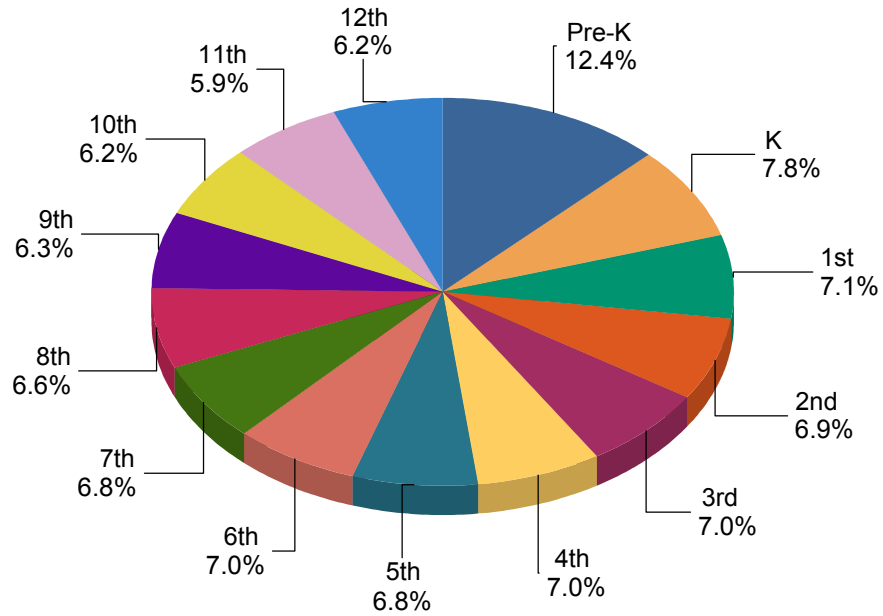


### Private School Student Enrollment 2007-08 to 2016-17



<u>School Year</u>	<u>Enrollment</u>	<u>Schools</u>
2016-17	368,321	2,663
2015-16	345,796	2,540
2014-15	331,013	2,424
2013-14	325,502	2,309
2012-13	320,423	2,268
2011-12	316,745	2,176
2010-11	305,825	2,055
2009-10	313,291	2,089
2008-09	321,298	2,064
2007-08	335,211	2,185

## Private School Student Enrollment by Grade 2016-17



GRADE LEVEL	STUDENTS	<u>PERCENTAGE OF</u> TOTAL ENROLLMENT
Pre-K	45,705	12.4%
K	28,859	7.8%
1st	26,056	7.1%
2nd	25,333	6.9%
3rd	25,850	7.0%
4th	25,651	7.0%
5th	25,072	6.8%
6th	25,716	7.0%
7th	24,920	6.8%
8th	24,360	6.6%
9th	23,302	6.3%
10th	22,773	6.2%
11th	21,733	5.9%
12th	22,991	6.2%
<b>Total:</b>	<b>368,321</b>	<b>100.0%</b>

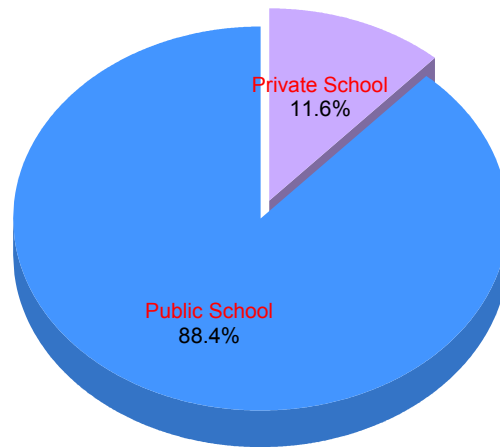
**PRIVATE SCHOOL STUDENT ENROLLMENT BY GRADE LEVEL  
2016-17**

District	PK	K	1	2	3	4	5	6	7	8	9	10	11	12	Total
ALACHUA	563	419	370	376	369	317	330	277	267	244	222	225	201	182	4,362
BAKER	0	9	7	4	12	7	8	7	10	8	5	10	2	5	94
BAY	116	89	64	79	84	86	82	87	92	82	48	39	39	16	1,003
BRADFORD	14	24	36	36	35	46	48	44	48	36	53	24	26	29	499
BREVARD	1,648	642	632	631	624	671	665	659	659	656	477	494	474	432	9,364
BROWARD	5,939	2,799	2,528	2,435	2,536	2,513	2,428	2,718	2,713	2,723	3,149	3,247	3,313	3,276	42,317
CHARLOTTE	247	93	113	89	111	104	106	99	120	92	46	43	31	33	1,327
CITRUS	200	103	83	98	112	93	80	94	88	80	57	53	50	52	1,243
CLAY	154	139	144	152	177	177	199	217	203	237	169	153	132	129	2,382
COLLIER	773	299	309	301	308	291	315	321	344	317	307	254	279	257	4,675
COLUMBIA	15	66	57	73	80	74	73	91	93	75	68	73	58	47	943
DADE	11,865	6,967	5,806	5,392	5,176	4,749	4,434	4,304	4,089	4,325	4,534	4,507	4,315	5,559	76,022
DESOTO	71	19	12	10	13	13	14	6	9	5	14	11	6	3	206
DIXIE	0	2	1	5	6	6	5	11	12	10	16	13	8	13	108
DUVAL	2,560	1,765	1,713	1,726	1,793	1,809	1,750	1,951	1,969	1,936	1,893	1,719	1,669	1,593	25,846
ESCAMBIA	817	811	768	700	706	719	644	678	648	608	493	452	362	350	8,756
FLAGLER	164	86	93	81	104	103	98	76	74	53	32	31	25	16	1,036
FRANKLIN	15	3	8	4	1	2	4	0	3	4	2	2	4	2	54
GADSDEN	34	31	29	53	38	35	32	50	40	48	37	40	31	37	535
GILCHRIST	5	24	26	23	32	33	28	25	23	19	11	13	12	12	286
GLADES	0	2	1	3	4	2	4	6	5	6	1	4	2	5	45
GULF	17	16	12	12	17	9	9	12	8	2	0	0	0	2	116
HAMILTON	0	17	14	20	18	19	17	21	24	22	20	18	22	21	253
HARDEE	11	3	4	6	1	4	3	2	3	2	0	0	0	0	39
HENDRY	22	36	28	37	29	30	26	35	60	42	37	35	7	3	427
HERNANDO	167	203	164	173	188	155	186	173	179	166	99	87	80	63	2,083
HIGHLANDS	217	121	97	109	101	105	98	96	67	56	31	24	12	6	1,140
HILLSBOROUGH	2,499	1,454	1,393	1,387	1,415	1,468	1,502	1,469	1,417	1,493	1,412	1,336	1,246	1,414	20,905
HOLMES	0	0	0	0	0	0	0	1	3	8	10	12	11	8	53
INDIAN RIVER	112	130	118	132	119	126	143	132	130	124	92	91	79	82	1,610
JACKSON	62	21	19	20	19	23	12	12	19	15	11	6	3	2	244
JEFFERSON	20	26	20	24	26	27	29	28	25	37	28	28	35	38	391
LAFAYETTE	18	6	3	6	8	4	6	8	6	9	3	1	1	0	79
LAKE	711	402	409	386	366	349	388	458	394	378	327	274	292	240	5,374
LEE	1,138	484	470	386	406	423	411	487	458	496	498	440	416	423	6,936
LEON	496	314	302	272	238	288	307	283	280	318	160	176	163	340	3,937
LEVY	5	24	21	21	37	27	42	18	21	24	19	14	19	13	305
MADISON	3	5	2	7	8	5	6	2	11	2	7	5	3	2	68
MANATEE	406	248	249	219	257	245	227	280	263	284	229	229	225	197	3,558
MARION	415	407	352	321	386	410	368	421	387	339	324	275	271	273	4,949
MARTIN	190	953	649	644	637	654	642	651	640	165	181	170	177	482	6,835
MONROE	174	63	47	56	42	51	38	36	43	34	16	6	12	12	630
NASSAU	183	94	79	80	90	99	112	144	113	131	196	176	145	99	1,741
OKALOOSA	208	211	205	158	182	171	159	159	137	112	91	100	81	73	2,047
OKEECHOBEE	187	50	46	42	40	45	36	34	18	18	19	12	6	6	559
ORANGE	2,678	2,391	2,314	2,179	2,274	2,311	2,202	2,242	2,187	2,133	1,997	2,099	1,936	1,946	30,889
OSCEOLA	755	542	515	558	565	572	566	557	498	458	381	347	284	264	6,862
PALM BEACH	2,481	1,386	1,294	1,321	1,419	1,499	1,509	1,480	1,509	1,541	1,640	1,634	1,576	1,548	21,837
PASCO	482	334	295	272	309	294	281	283	247	253	455	551	543	518	5,117
PINELLAS	1,490	1,202	1,110	1,176	1,220	1,266	1,244	1,365	1,369	1,278	1,055	1,024	1,042	1,010	16,851
POLK	882	662	598	631	653	727	677	706	720	718	523	513	519	425	8,954
PUTNAM	57	46	53	55	52	45	51	51	38	35	43	41	25	44	636
SANTA ROSA	222	96	96	95	71	65	73	62	50	44	47	51	27	47	1,046
SARASOTA	339	250	275	292	273	280	313	279	300	310	292	237	272	245	3,957
SEMINOLE	1,452	780	719	718	769	743	820	817	693	733	480	467	412	391	9,994
ST. JOHNS	324	256	205	201	207	207	203	181	164	159	85	93	80	77	2,442
ST. LUCIE	753	441	389	324	368	364	309	330	293	278	361	356	310	306	5,182
SUMTER	0	1	4	7	4	11	9	12	16	12	12	13	4	7	112
SUWANNEE	32	47	30	45	49	38	46	41	47	50	56	36	42	32	591
TAYLOR	4	30	32	26	30	21	27	27	27	16	17	19	14	6	296
UNION	0	3	2	1	3	3	4	0	6	6	4	1	2	1	36
VOLUSIA	1,046	600	533	569	534	540	514	514	463	431	339	326	265	239	6,913
WAKULLA	48	12	18	13	13	10	22	20	18	12	30	19	10	20	265
WALTON	115	69	41	32	44	39	49	37	38	30	23	17	13	8	555
WASHINGTON	84	31	30	29	42	29	39	29	22	22	18	7	12	10	404
<b>TOTAL:</b>	<b>45,705</b>	<b>28,859</b>	<b>26,056</b>	<b>25,333</b>	<b>25,850</b>	<b>25,651</b>	<b>25,072</b>	<b>25,716</b>	<b>24,920</b>	<b>24,360</b>	<b>23,302</b>	<b>22,773</b>	<b>21,733</b>	<b>22,991</b>	<b>368,321</b>

**NUMBER OF PRIVATE SCHOOLS BY DISTRICT  
2016-17**

<u>DISTRICT ID</u>	<u>DISTRICT NAME</u>	<u>SCHOOLS</u>
1	ALACHUA	27
2	BAKER	2
3	BAY	10
4	BRADFORD	5
5	BREVARD	89
6	BROWARD	253
7	CALHOUN	0
8	CHARLOTTE	12
9	CITRUS	11
10	CLAY	28
11	COLLIER	26
12	COLUMBIA	14
13	DADE	607
14	DESOTO	2
15	DIXIE	2
16	DUVAL	168
17	ESCAMBIA	34
18	FLAGLER	7
19	FRANKLIN	1
20	GADSDEN	7
21	GILCHRIST	3
22	GLADES	1
23	GULF	2
24	HAMILTON	5
25	HARDEE	2
26	HENDRY	4
27	HERNANDO	17
28	HIGHLANDS	11
29	HILLSBOROUGH	127
30	HOLMES	1
31	INDIAN RIVER	12
32	JACKSON	4
33	JEFFERSON	4
34	LAFAYETTE	1
35	LAKE	46
36	LEE	47
37	LEON	39
38	LEVY	5
39	LIBERTY	0
40	MADISON	3
41	MANATEE	35
42	MARION	42
43	MARTIN	13
44	MONROE	4
45	NASSAU	10
46	OKALOOSA	19
47	OKEECHOBEE	6
48	ORANGE	219
49	OSCEOLA	54
50	PALM BEACH	124
51	PASCO	41
52	PINELLAS	100
53	POLK	82
54	PUTNAM	9
55	ST. JOHNS	19
56	ST. LUCIE	35
57	SANTA ROSA	12
58	SARASOTA	41
59	SEMINOLE	72
60	SUMTER	2
61	SUWANNEE	5
62	TAYLOR	2
63	UNION	1
64	VOLUSIA	60
65	WAKULLA	3
66	WALTON	11
67	WASHINGTON	3
<b>TOTAL:</b>	<b>67</b>	<b>2,663</b>

## PK-12 Public and Private School Enrollment 2016-17



<u>SCHOOL TYPE</u>	<u>PK-12 STUDENT ENROLLMENT</u>	<u>PERCENTAGE</u>
Private School	368,321	11.6%
Public School	2,816,996	88.4%
<b>Total Public and Private</b>	<b>3,185,317</b>	<b>100.0%</b>

### Districts with 12% or more of Total PK-12 Students Enrolled in Private Schools

<u>DISTRICT</u>	<u>PUBLIC SCHOOL TOTAL</u>	<u>PERCENTAGE</u>	<u>PRIVATE SCHOOL TOTAL</u>	<u>PERCENTAGE</u>	<u>TOTAL PK-12</u>
JEFFERSON	734	65.2%	391	34.8%	1,125
MARTIN	19,014	73.6%	6,835	26.4%	25,849
ESCAMBIA	40,384	82.2%	8,756	17.8%	49,140
DADE	357,271	82.5%	76,022	17.5%	433,293
DUVAL	129,436	83.4%	25,846	16.6%	155,282
PINELLAS	102,955	85.9%	16,851	14.1%	119,806
BROWARD	271,827	86.5%	42,317	13.5%	314,144
BRADFORD	3,233	86.6%	499	13.4%	3,732
ORANGE	200,668	86.7%	30,889	13.3%	231,557
NASSAU	11,542	86.9%	1,741	13.1%	13,283
HAMILTON	1,688	87.0%	253	13.0%	1,941
ALACHUA	29,480	87.1%	4,362	12.9%	33,842
SEMINOLE	67,816	87.2%	9,994	12.8%	77,810

**PK-12 STUDENT ENROLLMENT IN PUBLIC AND PRIVATE SCHOOLS  
2016-17**

<b>DISTRICT</b>	<b>Public School Enrollment</b>	<b>Public School % of Total PK-12</b>	<b>Private School Enrollment</b>	<b>Private School % of Total PK-12</b>	<b>Total PK-12</b>
ALACHUA	29,480	87.1%	4,362	12.9%	33,842
BAKER	5,010	98.2%	94	1.8%	5,104
BAY	28,027	96.5%	1,003	3.5%	29,030
BRADFORD	3,233	86.6%	499	13.4%	3,732
BREVARD	73,446	88.7%	9,364	11.3%	82,810
BROWARD	271,827	86.5%	42,317	13.5%	314,144
CALHOUN	2,183	100.0%	0	0.0%	2,183
CHARLOTTE	15,926	92.3%	1,327	7.7%	17,253
CITRUS	15,338	92.5%	1,243	7.5%	16,581
CLAY	37,052	94.0%	2,382	6.0%	39,434
COLLIER	46,407	90.8%	4,675	9.2%	51,082
COLUMBIA	10,067	91.4%	943	8.6%	11,010
DADE	357,271	82.5%	76,022	17.5%	433,293
DESOTO	4,906	96.0%	206	4.0%	5,112
DIXIE	2,153	95.2%	108	4.8%	2,261
DUVAL	129,436	83.4%	25,846	16.6%	155,282
ESCAMBIA	40,384	82.2%	8,756	17.8%	49,140
FLAGLER	12,929	92.6%	1,036	7.4%	13,965
FRANKLIN	1,332	96.1%	54	3.9%	1,386
GADSDEN	5,617	91.3%	535	8.7%	6,152
GILCHRIST	2,751	90.6%	286	9.4%	3,037
GLADES	1,690	97.4%	45	2.6%	1,735
GULF	1,959	94.4%	116	5.6%	2,075
HAMILTON	1,688	87.0%	253	13.0%	1,941
HARDEE	5,266	99.3%	39	0.7%	5,305
HENDRY	7,404	94.5%	427	5.5%	7,831
HERNANDO	22,298	91.5%	2,083	8.5%	24,381
HIGHLANDS	12,322	91.5%	1,140	8.5%	13,462
HILLSBOROUGH	214,399	91.1%	20,905	8.9%	235,304
HOLMES	3,313	98.4%	53	1.6%	3,366
INDIAN RIVER	17,879	91.7%	1,610	8.3%	19,489
JACKSON	6,738	96.5%	244	3.5%	6,982
JEFFERSON	734	65.2%	391	34.8%	1,125
LAFAYETTE	1,268	94.1%	79	5.9%	1,347
LAKE	42,514	88.8%	5,374	11.2%	47,888
LEE	92,682	93.0%	6,936	7.0%	99,618
LEON	33,954	89.6%	3,937	10.4%	37,891
LEVY	5,503	94.7%	305	5.3%	5,808
LIBERTY	1,409	100.0%	0	0.0%	1,409
MADISON	2,759	97.6%	68	2.4%	2,827
MANATEE	48,892	93.2%	3,558	6.8%	52,450
MARION	43,040	89.7%	4,949	10.3%	47,989
MARTIN	19,014	73.6%	6,835	26.4%	25,849
MONROE	8,566	93.1%	630	6.9%	9,196
NASSAU	11,542	86.9%	1,741	13.1%	13,283
OKALOOSA	31,091	93.8%	2,047	6.2%	33,138
OKEECHOBEE	6,493	92.1%	559	7.9%	7,052
ORANGE	200,668	86.7%	30,889	13.3%	231,557
OSCEOLA	63,023	90.2%	6,862	9.8%	69,885
PALM BEACH	192,731	89.8%	21,837	10.2%	214,568
PASCO	72,488	93.4%	5,117	6.6%	77,605
PINELLAS	102,955	85.9%	16,851	14.1%	119,806
POLK	102,319	92.0%	8,954	8.0%	111,273
PUTNAM	11,254	94.7%	636	5.3%	11,890
ST. JOHNS	38,546	94.0%	2,442	6.0%	40,988
ST. LUCIE	40,412	88.6%	5,182	11.4%	45,594
SANTA ROSA	27,474	96.3%	1,046	3.7%	28,520
SARASOTA	42,801	91.5%	3,957	8.5%	46,758
SEMINOLE	67,816	87.2%	9,994	12.8%	77,810
SUMTER	8,602	98.7%	112	1.3%	8,714
SUWANNEE	6,056	91.1%	591	8.9%	6,647
TAYLOR	2,808	90.5%	296	9.5%	3,104
UNION	2,345	98.5%	36	1.5%	2,381
VOLUSIA	63,086	90.1%	6,913	9.9%	69,999
WAKULLA	5,178	95.1%	265	4.9%	5,443
WALTON	9,173	94.3%	555	5.7%	9,728
WASHINGTON	3,236	88.9%	404	11.1%	3,640
OTHERS	14,833	100.0%	0	0.0%	14,833
<b>TOTAL:</b>	<b>2,816,996</b>	<b>88.4%</b>	<b>368,321</b>	<b>11.6%</b>	<b>3,185,317</b>

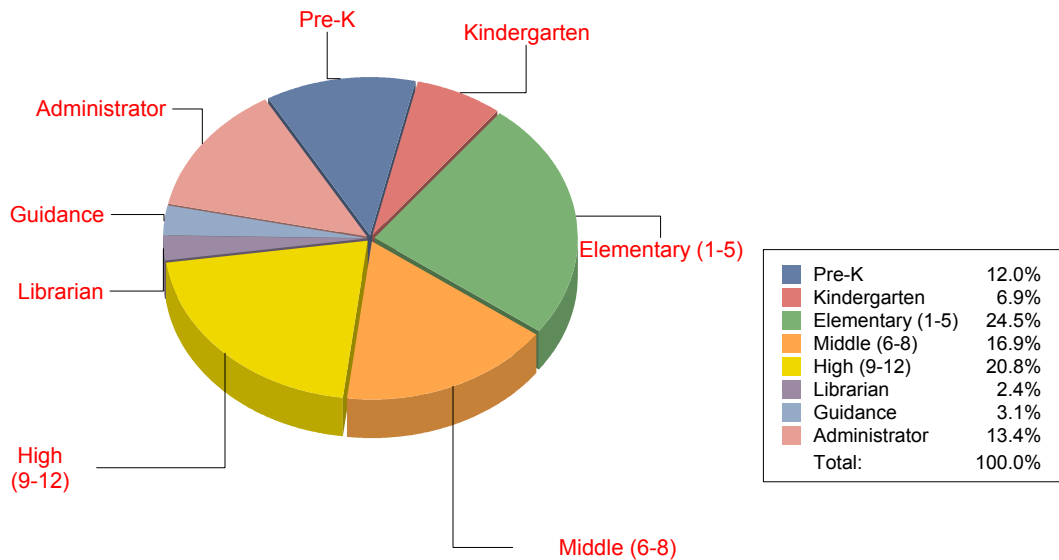
\* "OTHER" includes students enrolled in lab, deaf/blind, virtual, and Department of Juvenile Justice schools.



## Private School Instructional and Administrative Personnel 2016-17

The reported personnel data are based on the online Private School Annual Survey and include eight personnel types: pre-k teacher, kindergarten teacher, elementary school teacher (1-5), middle school teacher (6-8), high school teacher (9-12), librarian and media specialist, guidance personnel, and administrator. Support personnel such as secretaries, aides, paraprofessionals, and volunteers are not included. Statistics for personnel in the named areas reflect actual numbers of such individuals but do not indicate the full range of duties they may perform. Reporting instructions requested that full-time employees who have responsibilities in more than one area be reported in the category where they spend the majority of their time.

### Private School Instructional and Administrative Personnel by Type



<u>PERSONNEL TYPE</u>	<u>NUMBER</u>	<u>PERCENTAGE</u>
Pre-K	5,064	12.0%
Kindergarten	2,929	6.9%
Elementary (1-5)	10,339	24.5%
Middle (6-8)	7,154	16.9%
High (9-12)	8,788	20.8%
Librarian	1,011	2.4%
Guidance	1,306	3.1%
Administrator	5,668	13.4%
<b>Total:</b>	<b>42,259</b>	<b>100.0%</b>

**PRIVATE SCHOOL INSTRUCTIONAL AND ADMINISTRATIVE PERSONNEL  
2016-17**

District	Pre-K	KG	Elementary	Middle	High	Librarian	Guidance	Admin	Total
ALACHUA	60	47	151	96	84	13	12	71	534
BAKER	0	1	3	2	4	1	0	2	13
BAY	16	12	51	39	18	4	4	16	160
BRADFORD	1	4	15	12	18	1	1	7	59
BREVARD	196	70	287	219	203	29	42	181	1,227
BROWARD	654	303	913	712	983	118	154	565	4,402
CHARLOTTE	27	10	40	31	12	1	2	13	136
CITRUS	16	10	32	23	26	3	4	18	132
CLAY	12	18	85	54	67	13	8	61	318
COLLIER	79	38	171	138	157	12	12	75	682
COLUMBIA	2	10	35	24	26	2	4	17	120
DADE	1,404	695	2,071	1,113	1,402	186	295	1,151	8,317
DESOTO	8	2	4	1	3	0	1	3	22
DIXIE	0	1	2	2	2	0	0	1	8
DUVAL	254	185	660	491	589	77	88	421	2,765
ESCAMBIA	66	45	174	130	127	23	20	69	654
FLAGLER	16	8	28	14	9	1	1	12	89
FRANKLIN	2	1	1	1	1	0	0	0	6
GADSDEN	6	9	42	25	27	1	5	14	129
GILCHRIST	0	5	12	7	7	1	1	5	38
GLADES	0	1	1	1	1	0	1	2	7
GULF	5	2	5	4	1	0	0	4	21
HAMILTON	0	4	6	5	6	0	1	7	29
HARDEE	1	1	3	1	1	0	0	2	9
HENDRY	1	3	11	8	17	3	2	5	50
HERNANDO	15	15	58	38	39	2	4	19	190
HIGHLANDS	28	14	45	22	13	6	2	16	146
HILLSBOROUGH	279	155	564	412	464	62	68	325	2,329
HOLMES	0	0	0	1	3	0	0	1	5
INDIAN RIVER	13	17	56	39	48	8	8	46	235
JACKSON	8	3	6	4	5	3	0	6	35
JEFFERSON	1	2	7	10	8	1	1	9	39
LAFAYETTE	2	1	3	2	1	0	0	1	10
LAKE	80	43	116	93	137	11	18	91	589
LEE	137	51	186	144	176	15	27	95	831
LEON	59	34	130	121	448	7	15	81	895
LEVY	1	2	10	6	7	1	0	6	33
MADISON	0	2	5	2	2	0	0	3	14
MANATEE	43	34	133	94	120	9	7	68	508
MARION	61	38	141	115	147	14	12	67	595
MARTIN	23	15	63	44	38	9	8	24	224
MONROE	13	8	17	10	9	0	2	5	64
NASSAU	15	9	32	22	15	16	2	13	124
OKALOOSA	26	30	104	51	42	5	5	42	305
OKEECHOBEE	22	5	15	10	5	2	0	9	68
ORANGE	277	265	1,171	756	1,014	78	133	520	4,214
OSCEOLA	75	49	185	109	102	23	30	129	702
PALM BEACH	292	138	598	529	642	83	94	336	2,712
PASCO	44	44	123	83	128	10	18	74	524
PINELLAS	169	125	522	432	485	43	45	250	2,071
POLK	96	71	291	196	216	26	37	180	1,113
PUTNAM	5	8	22	12	19	4	2	10	82
SANTA ROSA	21	8	28	19	19	5	4	18	122
SARASOTA	42	33	118	86	118	16	20	69	502
SEMINOLE	132	76	301	207	194	26	32	182	1,150
ST. JOHNS	29	20	74	43	43	7	9	33	258
ST. LUCIE	79	43	118	75	97	10	15	72	509
SUMTER	0	1	7	6	4	0	0	3	21
SUWANNEE	4	4	19	11	22	0	1	7	68
TAYLOR	1	2	9	5	5	0	1	4	27
UNION	0	1	0	1	0	0	0	1	3
VOLUSIA	118	65	204	143	129	17	23	105	804
WAKULLA	4	2	7	7	6	1	1	4	32
WALTON	15	8	32	32	22	2	2	15	128
WASHINGTON	9	3	16	9	5	0	2	7	51
<b>TOTAL:</b>	<b>5,064</b>	<b>2,929</b>	<b>10,339</b>	<b>7,154</b>	<b>8,788</b>	<b>1,011</b>	<b>1,306</b>	<b>5,668</b>	<b>42,259</b>