



FLORIDA DEPARTMENT OF  
**EDUCATION**  
fldoe.org

## **Florida's Private Schools**

# **Annual Report 2015-16**

**June 2016**

Florida Department of Education

Office of Independent Education and Parental Choice  
325 W. Gaines Street, Room 1044  
Tallahassee, FL 32399-0400

Phone: (850) 245-0502  
Toll-free Hotline: 1(800) 447-1636  
<http://www.fldoe.org/schools/school-choice/>

# Florida's Private Schools

A private school is defined in Section 1002.01(2), Florida Statutes, as “an individual, association, copartnership, or corporation or department, division, or section of such organizations, that designates itself as an educational center that includes kindergarten or a higher grade” and is below the college level. Private elementary and secondary schools in Florida are not licensed, approved, accredited, or regulated by the Florida Department of Education (department). Private schools are required by statute to complete an annual online survey to provide information for inclusion in a statewide Directory of Private Schools.

The Directory of Private Schools is maintained by the department as a service to the public, governmental agencies, and other parties that are interested in obtaining information about Florida private schools. The department’s intent in maintaining the directory is not to regulate, control, approve, or accredit private schools. As such, the accuracy of data submitted pursuant to the annual online survey is not verified by the department and does not imply approval or accreditation. The directory may be accessed online at:

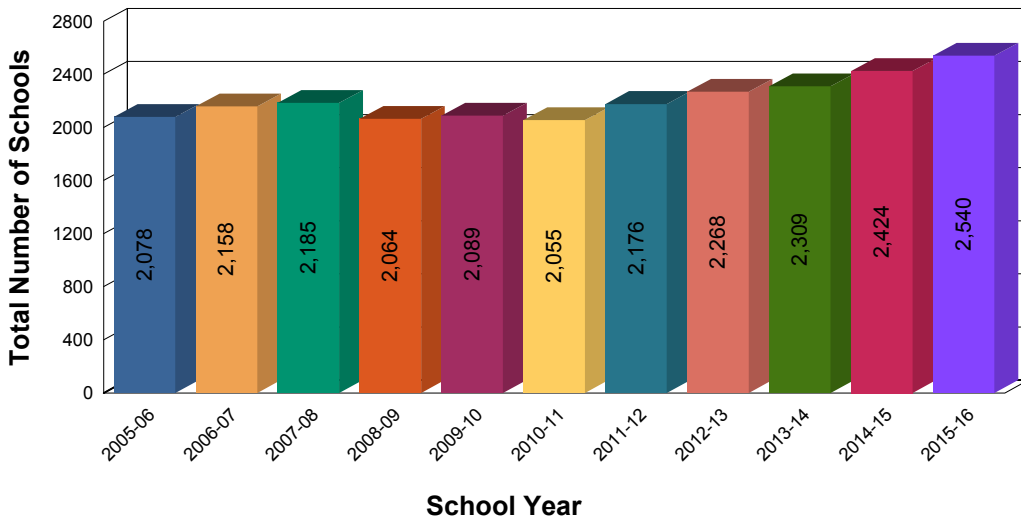
<http://www.floridaschoolchoice.org/information/privateschooldirectory/>.

## **Highlights of the 2015-16 Annual Report**

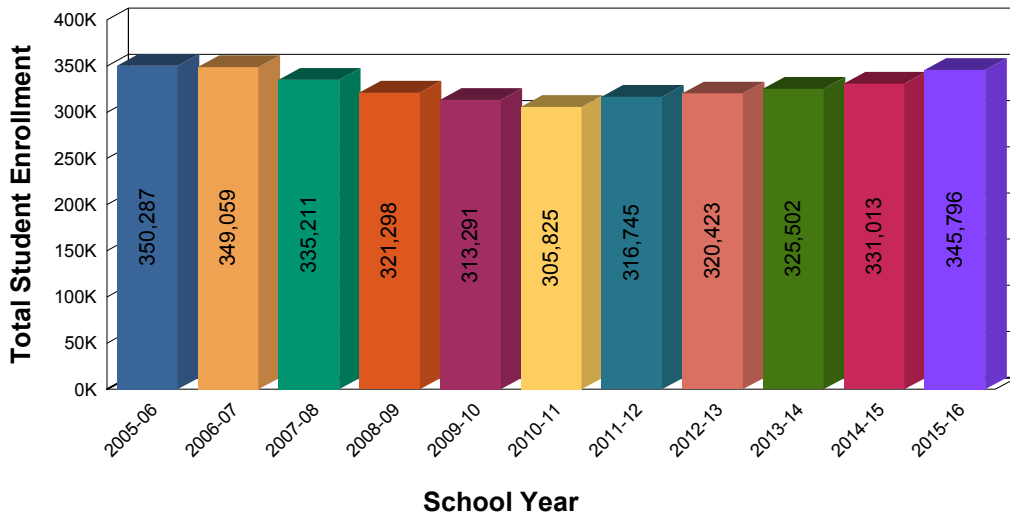
The 2015-16 annual report contains information on students and staff for Florida private schools that completed the online annual survey between August 30, 2015 and May 2, 2016. Enrollment data for Florida public school students are based on the 2015-16 Survey 2 (October Survey) final data. The following observations are drawn from the results of the data analysis:

- Of the 3,138,030 statewide total PK-12 student enrollment in the 2015-16 school year, 345,796 (11.0%) were private school students, and 2,792,234 (89.0%) were public school students.
- Compared with the 2014-15 school year, the total number of private schools in 2015-16 increased by 116 schools (4.8%) and the total PK-12 enrollment rose by 14,783 students (4.5%).
- Of the 345,796 students enrolled in Florida private schools in 2015-16, 13.2% were enrolled in prekindergarten, 7.6% in kindergarten, 34.3% in grades 1-5, 20.5% in grades 6-8, and 24.4% in grades 9-12.
- Twenty (20) school districts had 10% or more of their total PK-12 students enrolled in private schools in 2015-16.
- Eighty-one percent (81%) of personnel employed in private schools were classroom teachers and 19% were school administrators.

**Number of Private Schools 2005-2016**

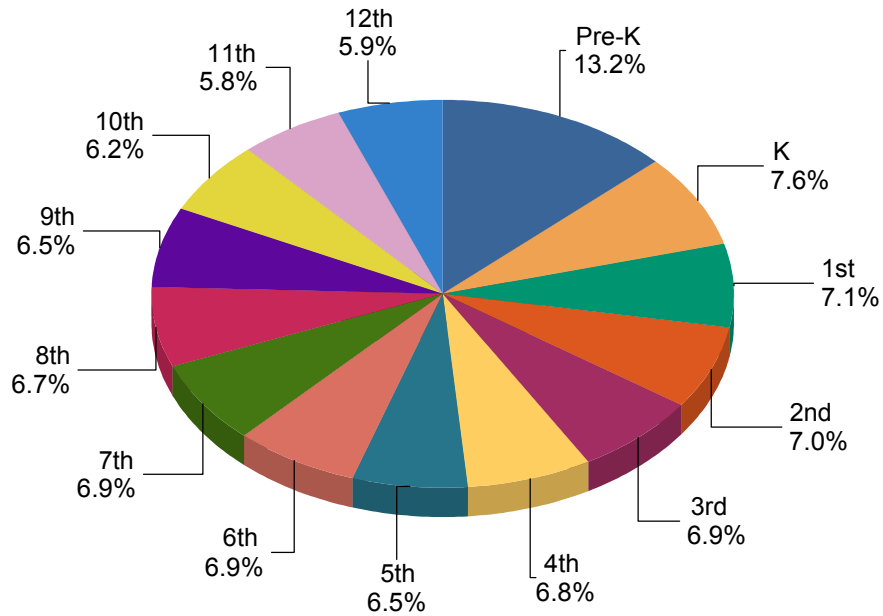


**Private School Student Enrollment 2005-2016**



<u>School Year</u>	<u>Enrollment</u>	<u>Schools</u>
2015-16	345,796	2,540
2014-15	331,013	2,424
2013-14	325,502	2,309
2012-13	320,423	2,268
2011-12	316,745	2,176
2010-11	305,825	2,055
2009-10	313,291	2,089
2008-09	321,298	2,064
2007-08	335,211	2,185
2006-07	349,059	2,158
2005-06	350,287	2,078

## Private School Student Enrollment by Grade 2015-16



GRADE LEVEL	STUDENTS	<u>PERCENTAGE OF</u> <u>TOTAL ENROLLMENT</u>
Pre-K	45,552	13.2%
K	26,332	7.6%
1st	24,521	7.1%
2nd	24,066	7.0%
3rd	23,904	6.9%
4th	23,453	6.8%
5th	22,603	6.5%
6th	23,907	6.9%
7th	23,708	6.9%
8th	23,306	6.7%
9th	22,494	6.5%
10th	21,516	6.2%
11th	20,173	5.8%
12th	20,261	5.9%
<b>Total:</b>	<b>345,796</b>	<b>100.0%</b>

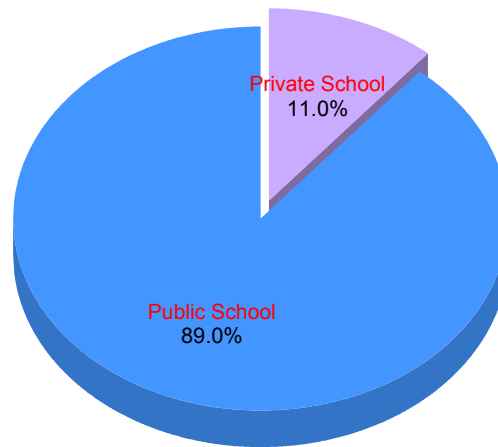
**PRIVATE SCHOOL STUDENT ENROLLMENT BY GRADE LEVEL  
2015-16**

District	PK	K	1	2	3	4	5	6	7	8	9	10	11	12	Total
ALACHUA	625	285	306	291	244	253	222	218	218	212	225	208	183	173	3,663
BAKER	0	6	3	5	8	8	6	8	7	12	10	5	9	5	92
BAY	116	64	76	75	92	79	82	81	88	91	43	47	22	38	994
BRADFORD	54	36	36	36	51	49	45	44	43	51	30	31	26	28	560
BREVARD	1,579	558	569	567	626	646	614	593	642	579	498	487	427	554	8,939
BROWARD	5,372	2,547	2,413	2,330	2,281	2,198	2,140	2,433	2,506	2,425	3,327	3,265	3,282	3,099	39,618
CHARLOTTE	202	117	85	102	104	99	92	117	101	93	38	36	21	31	1,238
CITRUS	194	95	88	98	88	77	78	94	76	72	57	56	53	41	1,167
CLAY	153	137	132	155	164	181	177	162	217	224	147	121	111	118	2,199
COLLIER	581	293	272	236	249	245	236	257	248	236	153	194	173	168	3,541
COLUMBIA	12	50	63	58	60	64	68	71	85	75	62	69	49	52	838
DADE	12,150	6,476	5,494	5,121	4,578	4,300	3,957	3,914	3,868	4,438	4,811	4,676	4,271	4,510	72,564
DESOTO	97	12	9	6	14	15	7	8	13	10	6	6	6	4	213
DIXIE	0	1	2	4	1	3	9	7	13	13	11	8	13	16	101
DUVAL	2,431	1,729	1,668	1,651	1,740	1,711	1,694	1,985	1,917	1,894	1,805	1,685	1,591	1,626	25,127
ESCAMBIA	533	345	356	361	370	359	346	437	415	390	282	241	220	215	4,870
FLAGLER	146	87	76	89	107	86	67	66	44	51	25	24	12	1	881
FRANKLIN	12	12	6	2	4	3	1	5	4	2	2	4	3	1	61
GADSDEN	22	23	33	30	34	33	41	44	43	46	43	36	41	32	501
GILCHRIST	8	21	13	18	28	22	22	21	32	27	18	20	14	8	272
GLADES	3	2	9	7	8	7	11	7	8	12	5	5	4	5	93
GULF	24	14	15	15	11	10	14	8	1	3	0	0	0	3	118
HAMILTON	0	15	20	14	16	16	20	18	28	20	16	18	24	21	246
HARDEE	8	4	4	2	3	2	2	0	0	0	0	0	0	0	25
HENDRY	19	27	37	23	26	23	29	39	27	32	25	7	1	6	321
HERNANDO	155	139	163	161	143	162	155	155	164	124	92	83	61	57	1,814
HIGHLANDS	143	77	87	88	93	82	82	58	64	62	31	15	11	13	906
HILLSBOROUGH	2,452	1,446	1,367	1,442	1,455	1,482	1,427	1,594	1,607	1,511	1,358	1,339	1,223	1,170	20,873
INDIAN RIVER	92	113	121	103	108	126	110	123	124	122	99	93	99	84	1,517
JACKSON	54	22	15	13	17	9	11	17	13	9	7	3	6	5	201
JEFFERSON	17	20	24	23	23	27	30	21	34	30	22	35	40	30	376
LAFAYETTE	26	6	5	8	9	6	11	9	9	2	3	1	1	1	97
LAKE	412	392	345	326	313	361	322	386	342	369	309	330	254	250	4,711
LEE	1,631	493	372	385	387	385	405	439	462	488	437	431	432	374	7,121
LEON	525	366	320	283	313	338	330	343	399	370	296	226	236	422	4,767
LEVY	2	20	24	26	32	32	25	22	30	23	15	20	8	5	284
MADISON	14	15	18	22	20	24	19	18	17	17	6	4	3	4	201
MANATEE	389	203	190	188	178	199	188	237	244	259	230	236	235	229	3,205
MARION	306	358	333	349	385	371	388	401	348	351	282	280	263	227	4,642
MARTIN	198	626	621	603	623	613	623	610	596	92	36	46	27	138	5,452
MONROE	137	55	55	38	44	38	40	40	35	40	8	13	12	4	559
NASSAU	216	86	80	83	87	81	93	80	108	97	180	149	134	92	1,566
OKALOOSA	232	194	186	179	157	181	163	143	127	145	112	90	79	88	2,076
OKEECHOBEE	189	56	49	54	41	33	38	32	19	22	15	9	11	3	571
ORANGE	2,606	2,196	2,025	2,040	2,017	1,917	1,794	1,932	1,900	1,879	1,751	1,651	1,642	1,727	27,077
OSCEOLA	762	457	464	475	487	510	471	448	447	423	354	307	254	200	6,059
PALM BEACH	2,703	1,330	1,382	1,387	1,485	1,462	1,413	1,595	1,593	1,623	1,530	1,503	1,415	1,448	21,869
PASCO	364	282	287	293	271	272	273	259	247	232	265	240	217	166	3,668
PINELLAS	1,690	1,210	1,204	1,211	1,274	1,229	1,334	1,336	1,332	1,325	1,077	1,023	985	1,021	17,251
POLK	768	568	570	558	650	598	573	685	677	572	472	460	420	385	7,956
PUTNAM	48	46	49	41	43	37	41	41	22	33	28	22	22	20	493
SANTA ROSA	336	130	120	92	74	89	55	54	46	47	48	33	37	25	1,186
SARASOTA	414	318	337	305	321	377	307	387	388	370	335	370	343	285	4,857
SEMINOLE	1,411	766	700	751	733	765	771	715	683	678	455	409	370	332	9,539
ST. JOHNS	632	236	198	218	220	208	215	170	172	174	101	81	79	75	2,779
ST. LUCIE	878	398	320	322	326	290	307	296	263	251	430	383	380	312	5,156
SUMTER	0	4	5	2	2	6	7	13	16	10	9	7	1	7	89
SUWANNEE	32	25	39	35	29	40	35	47	45	57	39	33	39	42	537
TAYLOR	9	27	25	27	24	25	28	26	16	14	14	15	7	8	265
UNION	0	1	0	3	1	5	2	5	5	4	2	2	2	1	33
VOLUSIA	1,106	583	558	549	537	489	454	469	421	407	355	284	237	229	6,678
WAKULLA	38	27	13	17	10	14	20	15	11	24	25	15	13	7	249
WALTON	124	51	36	33	40	46	36	28	21	23	19	16	7	13	493
WASHINGTON	100	34	29	37	25	35	27	21	17	19	8	10	12	7	381
<b>TOTAL:</b>	<b>45,552</b>	<b>26,332</b>	<b>24,521</b>	<b>24,066</b>	<b>23,904</b>	<b>23,453</b>	<b>22,603</b>	<b>23,907</b>	<b>23,708</b>	<b>23,306</b>	<b>22,494</b>	<b>21,516</b>	<b>20,173</b>	<b>20,261</b>	<b>345,796</b>

**NUMBER OF PRIVATE SCHOOLS BY DISTRICT  
2015-16**

<u>DISTRICT ID</u>	<u>DISTRICT NAME</u>	<u>SCHOOLS</u>
1	ALACHUA	23
2	BAKER	3
3	BAY	12
4	BRADFORD	5
5	BREVARD	84
6	BROWARD	244
7	CALHOUN	0
8	CHARLOTTE	12
9	CITRUS	11
10	CLAY	26
11	COLLIER	26
12	COLUMBIA	14
13	DADE	569
14	DESOTO	3
15	DIXIE	2
16	DUVAL	177
17	ESCAMBIA	31
18	FLAGLER	6
19	FRANKLIN	1
20	GADSDEN	5
21	GILCHRIST	3
22	GLADES	2
23	GULF	2
24	HAMILTON	5
25	HARDEE	1
26	HENDRY	4
27	HERNANDO	18
28	HIGHLANDS	12
29	HILLSBOROUGH	126
30	HOLMES	0
31	INDIAN RIVER	11
32	JACKSON	3
33	JEFFERSON	4
34	LAFAYETTE	1
35	LAKE	43
36	LEE	48
37	LEON	35
38	LEVY	4
39	LIBERTY	0
40	MADISON	4
41	MANATEE	29
42	MARION	41
43	MARTIN	10
44	MONROE	3
45	NASSAU	9
46	OKALOOSA	17
47	OKEECHOBEE	6
48	ORANGE	201
49	OSCEOLA	48
50	PALM BEACH	117
51	PASCO	40
52	PINELLAS	106
53	POLK	70
54	PUTNAM	7
55	ST. JOHNS	17
56	ST. LUCIE	34
57	SANTA ROSA	12
58	SARASOTA	44
59	SEMINOLE	59
60	SUMTER	1
61	SUWANNEE	6
62	TAYLOR	2
63	UNION	2
64	VOLUSIA	62
65	WAKULLA	3
66	WALTON	11
67	WASHINGTON	3
<b>TOTAL:</b>	<b>67</b>	<b>2,540</b>

## PK-12 Public and Private School Enrollment 2015-16



<u>SCHOOL TYPE</u>	<u>PK-12 STUDENT ENROLLMENT</u>	<u>PERCENTAGE</u>
Private School	345,796	11.0%
Public School	2,792,234	89.0%
<b>Total Public and Private</b>	<b>3,138,030</b>	<b>100.0%</b>

### Districts with 12% or more of Total PK-12 Students Enrolled in Private Schools

<u>DISTRICT</u>	<u>PUBLIC SCHOOL TOTAL</u>	<u>PERCENTAGE</u>	<u>PRIVATE SCHOOL TOTAL</u>	<u>PERCENTAGE</u>	<u>TOTAL PK-12</u>
JEFFERSON	801	68.1%	376	31.9%	1,177
MARTIN	18,994	77.7%	5,452	22.3%	24,446
DADE	357,579	83.1%	72,564	16.9%	430,143
DUVAL	129,192	83.7%	25,127	16.3%	154,319
BRADFORD	3,206	85.1%	560	14.9%	3,766
PINELLAS	103,495	85.7%	17,251	14.3%	120,746
BROWARD	269,098	87.2%	39,618	12.8%	308,716
SEMINOLE	66,996	87.5%	9,539	12.5%	76,535
HAMILTON	1,739	87.6%	246	12.4%	1,985
LEON	33,736	87.6%	4,767	12.4%	38,503
NASSAU	11,279	87.8%	1,566	12.2%	12,845
ORANGE	196,951	87.9%	27,077	12.1%	224,028

**PK-12 STUDENT ENROLLMENT IN PUBLIC AND PRIVATE SCHOOLS  
2015-16**

<b>DISTRICT</b>	<b>Public School Enrollment</b>	<b>Public School % of Total PK-12</b>	<b>Private School Enrollment</b>	<b>Private School % of Total PK-12</b>	<b>Total PK-12</b>
ALACHUA	29,305	88.9%	3,663	11.1%	32,968
BAKER	5,002	98.2%	92	1.8%	5,094
BAY	27,781	96.5%	994	3.5%	28,775
BRADFORD	3,206	85.1%	560	14.9%	3,766
BREVARD	72,704	89.1%	8,939	10.9%	81,643
BROWARD	269,098	87.2%	39,618	12.8%	308,716
CALHOUN	2,204	100.0%	0	0.0%	2,204
CHARLOTTE	16,061	92.8%	1,238	7.2%	17,299
CITRUS	15,250	92.9%	1,167	7.1%	16,417
CLAY	36,638	94.3%	2,199	5.7%	38,837
COLLIER	45,994	92.9%	3,541	7.1%	49,535
COLUMBIA	10,175	92.4%	838	7.6%	11,013
DADE	357,579	83.1%	72,564	16.9%	430,143
DESOTO	4,857	95.8%	213	4.2%	5,070
DIXIE	2,120	95.5%	101	4.5%	2,221
DUVAL	129,192	83.7%	25,127	16.3%	154,319
ESCAMBIA	40,655	89.3%	4,870	10.7%	45,525
FLAGLER	12,934	93.6%	881	6.4%	13,815
FRANKLIN	1,288	95.5%	61	4.5%	1,349
GADSDEN	5,806	92.1%	501	7.9%	6,307
GILCHRIST	2,757	91.0%	272	9.0%	3,029
GLADES	1,668	94.7%	93	5.3%	1,761
GULF	1,953	94.3%	118	5.7%	2,071
HAMILTON	1,739	87.6%	246	12.4%	1,985
HARDEE	5,251	99.5%	25	0.5%	5,276
HENDRY	7,211	95.7%	321	4.3%	7,532
HERNANDO	22,172	92.4%	1,814	7.6%	23,986
HIGHLANDS	12,374	93.2%	906	6.8%	13,280
HILLSBOROUGH	211,923	91.0%	20,873	9.0%	232,796
HOLMES	3,307	100.0%	0	0.0%	3,307
INDIAN RIVER	17,984	92.2%	1,517	7.8%	19,501
JACKSON	6,850	97.1%	201	2.9%	7,051
JEFFERSON	801	68.1%	376	31.9%	1,177
LAFAYETTE	1,244	92.8%	97	7.2%	1,341
LAKE	42,462	90.0%	4,711	10.0%	47,173
LEE	91,309	92.8%	7,121	7.2%	98,430
LEON	33,736	87.6%	4,767	12.4%	38,503
LEVY	5,435	95.0%	284	5.0%	5,719
LIBERTY	1,434	100.0%	0	0.0%	1,434
MADISON	2,640	92.9%	201	7.1%	2,841
MANATEE	48,356	93.8%	3,205	6.2%	51,561
MARION	42,786	90.2%	4,642	9.8%	47,428
MARTIN	18,994	77.7%	5,452	22.3%	24,446
MONROE	8,438	93.8%	559	6.2%	8,997
NASSAU	11,279	87.8%	1,566	12.2%	12,845
OKALOOSA	30,638	93.7%	2,076	6.3%	32,714
OKEECHOBEE	6,440	91.9%	571	8.1%	7,011
ORANGE	196,951	87.9%	27,077	12.1%	224,028
OSCEOLA	61,893	91.1%	6,059	8.9%	67,952
PALM BEACH	189,322	89.6%	21,869	10.4%	211,191
PASCO	70,566	95.1%	3,668	4.9%	74,234
PINELLAS	103,495	85.7%	17,251	14.3%	120,746
POLK	101,635	92.7%	7,956	7.3%	109,591
PUTNAM	11,197	95.8%	493	4.2%	11,690
ST. JOHNS	36,593	92.9%	2,779	7.1%	39,372
ST. LUCIE	40,045	88.6%	5,156	11.4%	45,201
SANTA ROSA	26,740	95.8%	1,186	4.2%	27,926
SARASOTA	42,368	89.7%	4,857	10.3%	47,225
SEMINOLE	66,996	87.5%	9,539	12.5%	76,535
SUMTER	8,534	99.0%	89	1.0%	8,623
SUWANNEE	6,047	91.8%	537	8.2%	6,584
TAYLOR	2,952	91.8%	265	8.2%	3,217
UNION	2,334	98.6%	33	1.4%	2,367
VOLUSIA	62,928	90.4%	6,678	9.6%	69,606
WAKULLA	5,149	95.4%	249	4.6%	5,398
WALTON	8,854	94.7%	493	5.3%	9,347
WASHINGTON	3,304	89.7%	381	10.3%	3,685
OTHER*	15,301	100.0%	0	0.0%	15,301
<b>TOTAL:</b>	<b>2,792,234</b>	<b>89.0%</b>	<b>345,796</b>	<b>11.0%</b>	<b>3,138,030</b>

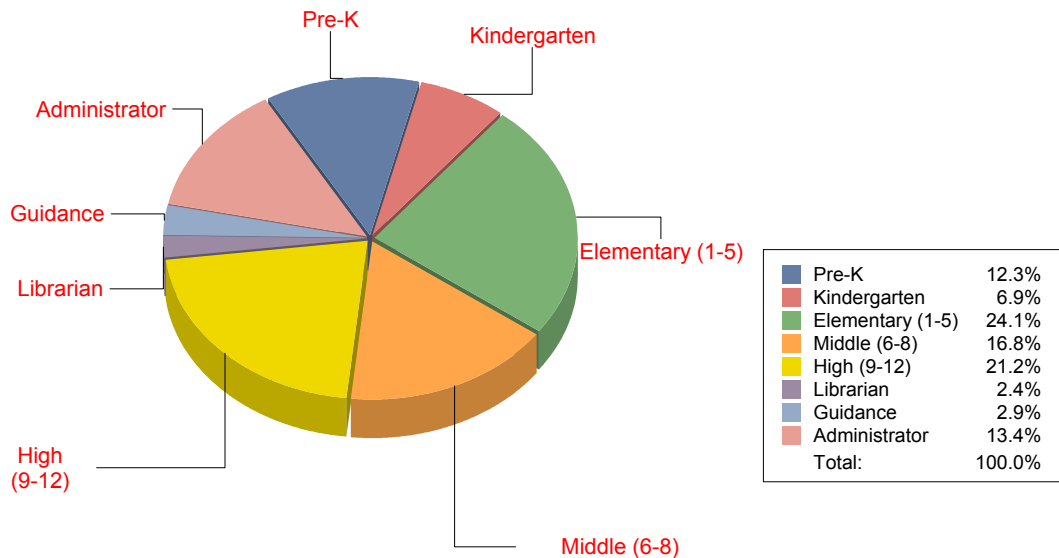
\* "OTHER" includes students enrolled in lab, deaf/blind, virtual, and Department of Juvenile Justice schools.



## Private School Instructional and Administrative Personnel 2015-16

The reported personnel data are based on the online Private School Annual Survey and include eight personnel types: pre-k teacher, kindergarten teacher, elementary school teacher (1-5), middle school teacher (6-8), high school teacher (9-12), librarian and media specialist, guidance personnel, and administrator. Support personnel such as secretaries, aides, paraprofessionals, and volunteers are not included. Statistics for personnel in the named areas reflect actual numbers of such individuals but do not indicate the full range of duties they may perform. Reporting instructions requested that full-time employees who have responsibilities in more than one area be reported in the category where they spend the majority of their time.

### Private School Instructional and Administrative Personnel by Type



<u>PERSONNEL TYPE</u>	<u>NUMBER</u>	<u>PERCENTAGE</u>
Pre-K	5,023	12.3%
Kindergarten	2,793	6.9%
Elementary (1-5)	9,800	24.1%
Middle (6-8)	6,856	16.8%
High (9-12)	8,615	21.2%
Librarian	964	2.4%
Guidance	1,181	2.9%
Administrator	5,472	13.4%
<b>Total:</b>	<b>40,704</b>	<b>100.0%</b>

**PRIVATE SCHOOL INSTRUCTIONAL AND ADMINISTRATIVE PERSONNEL  
2015-16**

District	Pre-K	KG	Elementary	Middle	High	Librarian	Guidance	Admin	Total
ALACHUA	78	38	125	78	84	12	9	54	478
BAKER	0	1	4	2	6	0	0	4	17
BAY	10	8	46	39	24	4	3	17	151
BRADFORD	10	3	15	12	17	1	2	7	67
BREVARD	172	69	247	217	217	37	48	184	1,191
BROWARD	540	250	890	637	1,018	114	132	616	4,197
CHARLOTTE	20	9	35	32	10	1	2	17	126
CITRUS	16	9	29	26	23	3	4	16	126
CLAY	12	19	82	63	66	7	10	50	309
COLLIER	76	43	109	96	80	9	5	63	481
COLUMBIA	3	7	32	15	21	3	5	21	107
DADE	1,411	689	1,884	1,063	1,385	162	262	1,113	7,969
DESOTO	12	1	3	3	2	0	1	3	25
DIXIE	0	1	3	4	4	1	1	1	15
DUVAL	222	184	651	495	572	77	78	411	2,690
ESCAMBIA	50	31	135	128	142	24	16	62	588
FLAGLER	16	9	26	9	4	1	1	12	78
FRANKLIN	2	1	2	1	2	0	0	0	8
GADSDEN	3	3	16	13	15	1	1	11	63
GILCHRIST	0	2	10	7	9	1	1	4	34
GLADES	0	1	1	1	1	0	1	2	7
GULF	3	2	5	6	2	0	0	3	21
HAMILTON	0	3	8	5	7	0	1	5	29
HARDEE	1	1	1	0	0	0	0	1	4
HENDRY	1	2	11	7	6	1	2	5	35
HERNANDO	17	14	50	37	37	2	4	19	180
HIGHLANDS	19	12	41	20	8	6	3	15	124
HILLSBOROUGH	276	156	576	437	507	55	72	353	2,432
INDIAN RIVER	13	10	50	38	44	8	9	22	194
JACKSON	7	3	6	3	7	1	0	4	31
JEFFERSON	1	2	7	11	10	1	1	8	41
LAFAYETTE	3	1	3	1	1	0	0	1	10
LAKE	41	41	104	91	137	13	20	86	533
LEE	192	57	180	115	158	18	25	95	840
LEON	60	38	145	116	130	17	15	90	611
LEVY	1	3	16	7	8	1	1	4	41
MADISON	3	1	8	8	7	2	0	6	35
MANATEE	48	24	115	93	180	8	12	61	541
MARION	49	37	152	109	132	16	11	77	583
MARTIN	17	11	43	27	22	8	6	15	149
MONROE	10	7	14	11	9	0	2	5	58
NASSAU	13	10	31	12	16	3	3	15	103
OKALOOSA	28	22	83	41	33	6	4	36	253
OKEECHOBEE	23	6	18	6	11	2	0	9	75
ORANGE	299	257	1,038	733	1,144	71	101	455	4,098
OSCEOLA	79	45	163	97	85	19	27	109	624
PALM BEACH	295	133	617	531	644	80	92	334	2,726
PASCO	37	36	121	79	109	11	10	71	474
PINELLAS	183	121	571	446	524	48	47	267	2,207
POLK	73	55	246	176	189	20	20	145	924
PUTNAM	5	5	17	10	15	3	1	11	67
SANTA ROSA	79	45	152	62	72	3	2	19	434
SARASOTA	45	40	131	105	150	17	20	86	594
SEMINOLE	134	73	276	182	204	26	29	139	1,063
ST. JOHNS	68	27	78	43	28	8	8	28	288
ST. LUCIE	82	33	103	66	99	7	20	81	491
SUMTER	0	1	2	3	3	0	1	1	11
SUWANNEE	4	3	15	9	17	0	1	9	58
TAYLOR	1	2	8	4	4	0	1	2	22
UNION	0	0	1	1	1	0	0	0	3
VOLUSIA	127	65	194	135	120	21	21	90	773
WAKULLA	3	2	6	6	11	1	1	5	35
WALTON	19	7	36	19	18	3	3	15	120
WASHINGTON	11	2	13	7	4	0	3	2	42
<b>TOTAL:</b>	<b>5,023</b>	<b>2,793</b>	<b>9,800</b>	<b>6,856</b>	<b>8,615</b>	<b>964</b>	<b>1,181</b>	<b>5,472</b>	<b>40,704</b>