



FLORIDA DEPARTMENT OF
EDUCATION
fldoe.org

Florida's Private Schools

Annual Report 2014-2015

June 2015

Florida Department of Education
Office of K-12 School Choice

Phone: (850) 245-0502
Toll-free Hotline: 1(800) 447-1636
<http://www.fldoe.org/schools/school-choice/>

Florida's Private Schools

A private school is defined in Section 1002.01(2), Florida Statutes, as “an individual, association, copartnership, or corporation or department, division, or section of such organizations, that designates itself as an educational center that includes kindergarten or a higher grade” and is below the college level. Private elementary and secondary schools in Florida are not licensed, approved, accredited, or regulated by the Florida Department of Education (department). Private schools are required by statute to complete an annual online survey to provide information for inclusion in a statewide Directory of Private Schools.

The Directory of Private Schools is maintained by the department as a service to the public, governmental agencies, and other parties that are interested in obtaining information about Florida private schools. The department’s intent in maintaining the directory is not to regulate, control, approve, or accredit private schools. As such, the accuracy of data submitted pursuant to the annual online survey is not verified by the department and does not imply approval or accreditation. The directory may be accessed online at:

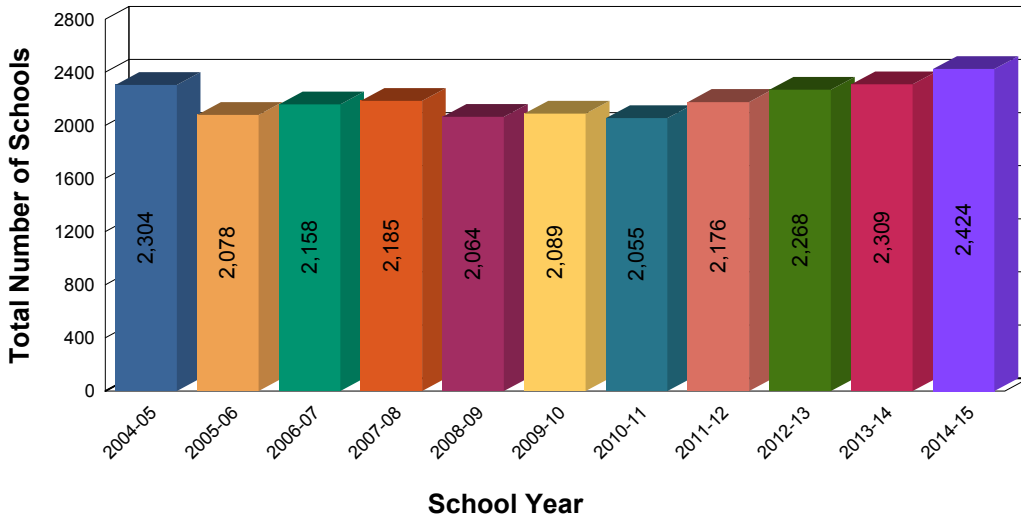
<http://www.floridaschoolchoice.org/information/privateschooldirectory/>.

Highlights of the 2014-2015 Annual Report

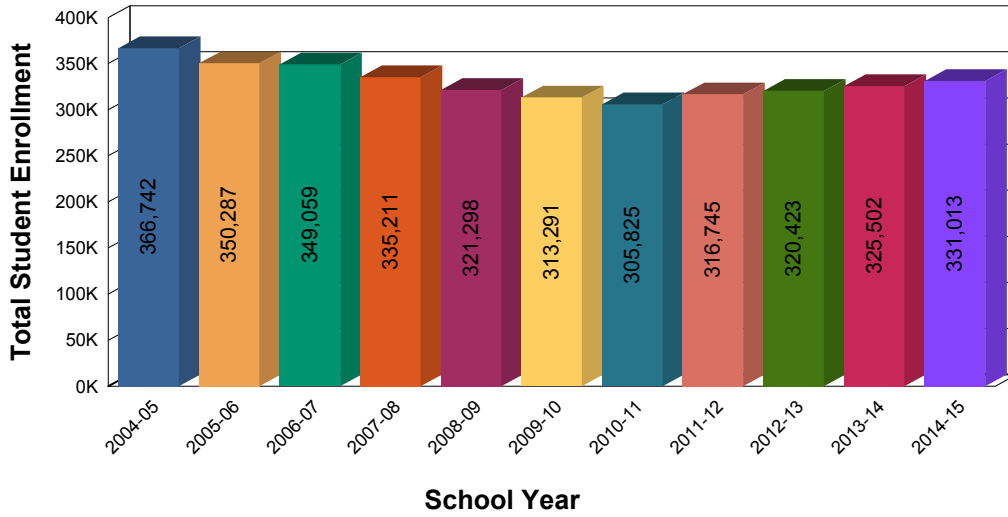
The 2014-2015 annual report contains information on students and staff for Florida private schools that completed the online annual survey between September 1, 2014 and May 1, 2015. Enrollment data for Florida public school students are based on the 2014-15 Survey 2 (October Survey) final data. The following observations are drawn from the results of the data analysis:

- Of the 3,087,957 statewide total PK-12 student enrollment in the 2014-2015 school year, 331,013 (10.7%) were private school students, and 2,756,944 (89.3%) were public school students.
- Compared with the 2013-2014 school year, the total number of private schools in 2014-2015 increased by 115 schools (5.0%) and the total PK-12 enrollment rose by 5,511 students (1.7%).
- Of the 331,013 students enrolled in Florida private schools in 2014-2015, 13.0% were enrolled in prekindergarten, 7.6% in kindergarten, 33.7% in grades 1-5, 20.5% in grades 6-8, and 25.2% in grades 9-12.
- Fourteen (14) school districts had 10% or more of their total PK-12 students enrolled in private schools in 2014-2015.
- Eighty-one percent (81%) of personnel employed in private schools were classroom teachers and 19% were school administrators.

Number of Private Schools 2004-2015

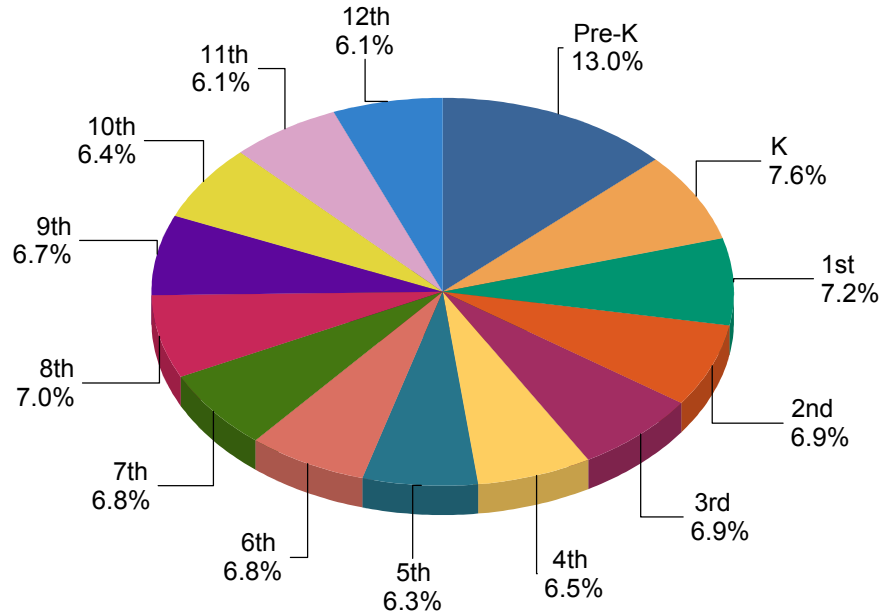


Private School Student Enrollment 2004-2015



<u>School Year</u>	<u>Enrollment</u>	<u>Schools</u>
2014-15	331,013	2,424
2013-14	325,502	2,309
2012-13	320,423	2,268
2011-12	316,745	2,176
2010-11	305,825	2,055
2009-10	313,291	2,089
2008-09	321,298	2,064
2007-08	335,211	2,185
2006-07	349,059	2,158
2005-06	350,287	2,078
2004-05	366,742	2,304

Private School Student Enrollment by Grade 2014-2015



GRADE LEVEL	STUDENTS	<u>PERCENTAGE OF</u> TOTAL ENROLLMENT
Pre-K	42,929	13.0%
K	25,276	7.6%
1st	23,716	7.2%
2nd	22,865	6.9%
3rd	22,688	6.9%
4th	21,539	6.5%
5th	20,757	6.3%
6th	22,353	6.8%
7th	22,350	6.8%
8th	23,068	7.0%
9th	22,111	6.7%
10th	21,141	6.4%
11th	20,055	6.1%
12th	20,165	6.1%
Total:	331,013	100.0%

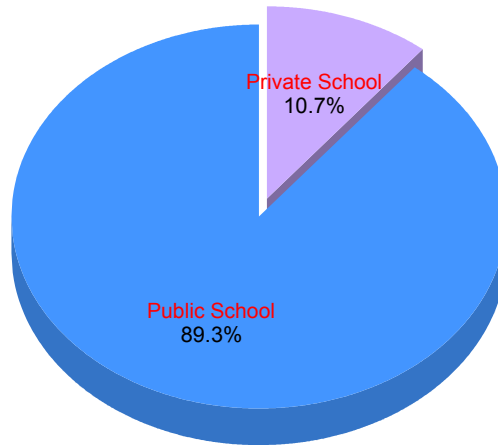
**PRIVATE SCHOOL STUDENT ENROLLMENT BY GRADE LEVEL
2014-2015**

District	PK	K	1	2	3	4	5	6	7	8	9	10	11	12	Total
ALACHUA	449	326	292	228	253	226	218	206	220	180	151	136	125	124	3,134
BAKER	0	3	4	6	7	9	10	8	10	11	9	10	4	3	94
BAY	65	44	52	48	47	49	46	64	66	53	42	28	43	33	680
BRADFORD	49	42	40	44	49	46	41	51	53	45	32	34	27	19	572
BREVARD	1,213	596	542	611	616	568	568	579	610	554	466	418	420	460	8,221
BROWARD	5,016	2,460	2,200	2,089	2,014	1,995	1,962	2,295	2,355	2,433	3,320	3,427	3,253	2,984	37,803
CHARLOTTE	234	82	101	100	97	95	102	105	86	93	48	27	27	17	1,214
CITRUS	199	84	96	85	72	71	77	75	68	76	51	55	37	33	1,079
CLAY	152	137	171	180	180	181	174	228	255	243	214	190	180	200	2,685
COLLIER	718	319	265	286	280	295	303	303	331	303	269	277	254	261	4,464
COLUMBIA	12	45	46	44	49	52	43	65	68	74	59	54	53	47	711
DADE	11,955	6,152	5,457	4,585	4,256	3,848	3,704	3,929	3,878	4,469	4,954	4,680	4,670	4,724	71,261
DESOTO	0	12	11	12	12	8	7	18	14	12	11	5	3	3	128
DIXIE	0	3	3	3	2	7	5	12	8	11	9	13	10	16	102
DUVAL	2,268	1,652	1,554	1,626	1,595	1,613	1,671	1,831	1,890	1,894	1,730	1,652	1,546	1,665	24,187
ESCAMBIA	730	647	610	518	520	433	460	460	440	403	537	461	379	372	6,970
FLAGLER	185	81	90	88	77	61	53	40	32	39	14	10	3	0	773
FRANKLIN	20	12	3	3	5	2	3	4	2	2	5	4	1	1	67
GADSDEN	35	32	36	42	36	46	45	52	70	58	45	49	41	39	626
GILCHRIST	6	15	21	20	19	26	19	19	9	17	13	7	7	4	202
GLADES	2	5	5	3	7	8	3	7	4	4	7	2	2	4	63
GULF	27	16	13	10	10	10	11	0	3	0	0	0	4	0	104
HAMILTON	0	18	12	12	13	13	16	19	21	15	19	21	24	19	222
HARDEE	0	3	4	2	2	1	1	0	0	0	0	0	0	0	13
HENDRY	28	38	22	22	24	28	33	29	30	29	6	8	10	8	315
HERNANDO	154	150	145	143	155	150	142	147	118	107	87	78	48	53	1,677
HIGHLANDS	143	59	59	59	54	46	33	40	26	19	3	4	3	2	550
HILLSBOROUGH	2,572	1,310	1,253	1,338	1,332	1,275	1,317	1,435	1,334	1,320	1,193	1,071	1,037	1,041	18,828
HOLMES	0	0	0	0	0	0	3	2	1	7	14	19	15	7	68
INDIAN RIVER	98	113	96	106	113	103	102	122	115	139	85	87	78	82	1,439
JACKSON	56	20	18	17	13	14	23	15	11	7	6	5	8	0	213
JEFFERSON	11	17	23	19	23	25	17	36	28	20	33	40	26	32	350
LAFAYETTE	16	9	9	12	7	9	12	12	6	3	1	1	4	0	101
LAKE	371	292	253	253	277	255	243	252	268	264	225	190	159	162	3,464
LEE	797	393	413	393	385	386	410	470	518	459	433	461	380	372	6,270
LEON	393	287	240	261	267	285	264	324	292	286	160	145	133	126	3,463
LEVY	3	25	32	34	34	23	22	34	23	29	27	15	6	7	314
MADISON	0	0	0	3	1	3	4	3	2	0	4	2	3	3	28
MANATEE	379	201	176	166	167	188	200	228	243	249	311	317	376	393	3,594
MARION	272	332	331	358	346	359	351	330	355	315	292	275	232	253	4,401
MARTIN	227	573	632	647	632	657	150	118	145	119	84	56	72	434	4,546
MONROE	89	49	40	55	38	46	45	37	47	29	14	13	7	13	522
NASSAU	156	82	74	97	89	89	70	90	92	78	123	100	65	46	1,251
OKALOOSA	247	177	171	157	175	151	144	136	130	122	100	83	78	85	1,956
OKEECHOBEE	187	61	49	33	34	39	36	23	25	18	15	10	3	2	535
ORANGE	2,615	1,988	1,920	1,892	2,140	1,663	1,630	1,769	1,871	2,179	1,550	1,541	1,451	1,418	25,627
OSCEOLA	852	489	461	439	457	418	395	398	376	363	279	251	194	192	5,564
PALM BEACH	2,247	1,296	1,314	1,369	1,362	1,319	1,391	1,550	1,609	1,725	1,614	1,566	1,573	1,499	21,434
PASCO	438	297	298	270	266	256	224	245	248	253	250	232	193	169	3,639
PINELLAS	1,584	1,179	1,154	1,163	1,171	1,231	1,167	1,255	1,262	1,299	1,006	993	1,011	1,003	16,478
POLK	912	570	524	617	565	556	579	684	581	599	481	435	409	365	7,877
PUTNAM	73	46	51	46	46	43	50	35	40	36	33	26	12	37	574
SANTA ROSA	278	160	144	156	125	132	102	132	120	122	86	87	46	45	1,735
SARASOTA	393	263	265	262	289	236	299	310	299	245	264	247	218	244	3,834
SEMINOLE	1,290	738	730	711	733	761	693	755	678	665	461	391	393	330	9,329
ST. JOHNS	898	231	235	217	218	212	209	172	172	168	87	86	86	81	3,072
ST. LUCIE	481	295	257	246	278	282	251	219	220	215	365	370	308	307	4,094
SUMTER	0	3	3	4	5	6	5	11	9	6	2	2	6	4	66
SUWANNEE	22	31	35	25	33	35	37	47	59	40	30	41	26	29	490
TAYLOR	4	18	25	17	24	24	22	14	12	15	20	6	9	0	210
UNION	0	0	2	1	5	2	5	5	2	1	3	0	1	0	27
VOLUSIA	1,097	625	553	550	492	493	468	442	438	467	317	300	242	278	6,762
WAKULLA	48	14	18	10	17	19	17	14	18	28	15	10	4	4	236
WALTON	58	29	31	28	44	30	32	25	19	24	13	6	8	9	356
WASHINGTON	105	30	32	24	34	27	18	18	15	10	14	11	9	2	349
TOTAL:	42,929	25,276	23,716	22,865	22,688	21,539	20,757	22,353	22,350	23,068	22,111	21,141	20,055	20,165	331,013

**NUMBER OF PRIVATE SCHOOLS BY DISTRICT
2014-2015**

<u>DISTRICT ID</u>	<u>DISTRICT NAME</u>	<u>SCHOOLS</u>
1	ALACHUA	25
2	BAKER	3
3	BAY	10
4	BRADFORD	5
5	BREVARD	77
6	BROWARD	219
7	CALHOUN	0
8	CHARLOTTE	12
9	CITRUS	7
10	CLAY	31
11	COLLIER	26
12	COLUMBIA	12
13	DADE	559
14	DESOTO	2
15	DIXIE	2
16	DUVAL	168
17	ESCAMBIA	34
18	FLAGLER	6
19	FRANKLIN	1
20	GADSDEN	6
21	GILCHRIST	2
22	GLADES	1
23	GULF	2
24	HAMILTON	5
25	HARDEE	1
26	HENDRY	4
27	HERNANDO	17
28	HIGHLANDS	7
29	HILLSBOROUGH	121
30	HOLMES	1
31	INDIAN RIVER	10
32	JACKSON	4
33	JEFFERSON	3
34	LAFAYETTE	1
35	LAKE	39
36	LEE	47
37	LEON	30
38	LEVY	4
39	LIBERTY	0
40	MADISON	2
41	MANATEE	29
42	MARION	36
43	MARTIN	11
44	MONROE	3
45	NASSAU	7
46	OKALOOSA	14
47	OKEECHOBEE	4
48	ORANGE	193
49	OSCEOLA	44
50	PALM BEACH	110
51	PASCO	39
52	PINELLAS	103
53	POLK	72
54	PUTNAM	7
55	ST. JOHNS	21
56	ST. LUCIE	27
57	SANTA ROSA	11
58	SARASOTA	41
59	SEMINOLE	64
60	SUMTER	1
61	SUWANNEE	6
62	TAYLOR	2
63	UNION	1
64	VOLUSIA	61
65	WAKULLA	3
66	WALTON	6
67	WASHINGTON	2
TOTAL:	67	2,424

PK-12 Public and Private School Enrollment 2014-2015



<u>SCHOOL TYPE</u>	<u>PK-12 STUDENT ENROLLMENT</u>	<u>PERCENTAGE</u>
Private School	331,013	10.7%
Public School	2,756,944	89.3%
Total Public and Private	3,087,957	100.0%

Districts with 10% or more of Total PK-12 Students Enrolled in Private Schools

<u>DISTRICT</u>	<u>PUBLIC SCHOOL TOTAL</u>	<u>PERCENTAGE</u>	<u>PRIVATE SCHOOL TOTAL</u>	<u>PERCENTAGE</u>	<u>TOTAL PK-12</u>
JEFFERSON	888	71.7%	350	28.3%	1,238
MARTIN	19,101	80.8%	4,546	19.2%	23,647
DADE	356,964	83.4%	71,261	16.6%	428,225
DUVAL	128,685	84.2%	24,187	15.8%	152,872
BRADFORD	3,199	84.8%	572	15.2%	3,771
ESCAMBIA	40,735	85.4%	6,970	14.6%	47,705
PINELLAS	103,774	86.3%	16,478	13.7%	120,252
BROWARD	266,265	87.6%	37,803	12.4%	304,068
SEMINOLE	66,134	87.6%	9,329	12.4%	75,463
ORANGE	191,648	88.2%	25,627	11.8%	217,275
HAMILTON	1,748	88.7%	222	11.3%	1,970
PALM BEACH	186,605	89.7%	21,434	10.3%	208,039
BREVARD	72,285	89.8%	8,221	10.2%	80,506
NASSAU	11,170	89.9%	1,251	10.1%	12,421

**PK-12 STUDENT ENROLLMENT IN PUBLIC AND PRIVATE SCHOOLS
2014-2015**

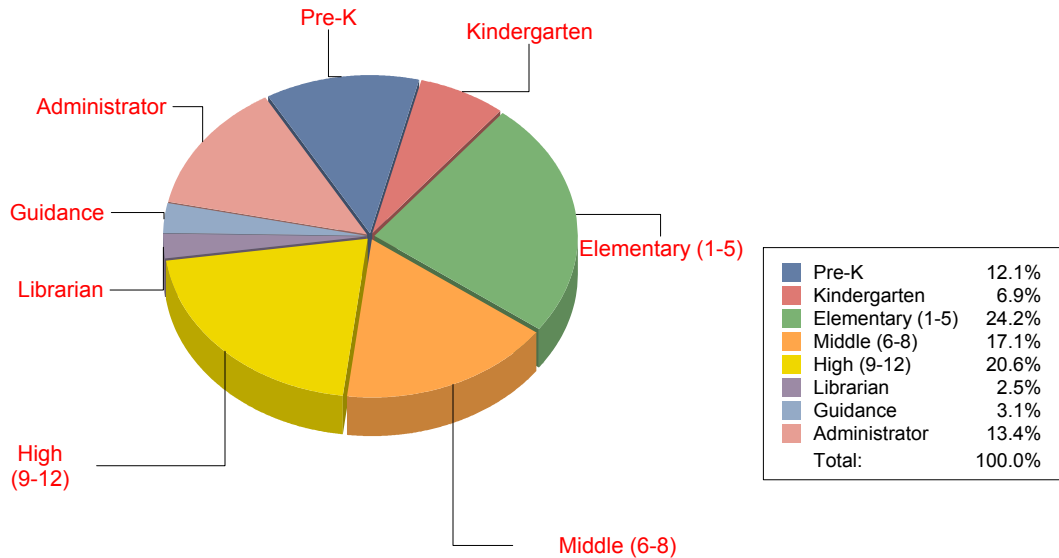
DISTRICT	Public School Enrollment	Public School % of Total PK-12	Private School Enrollment	Private School % of Total PK-12	Total PK-12
ALACHUA	28,689	90.2%	3,134	9.8%	31,823
BAKER	4,936	98.1%	94	1.9%	5,030
BAY	27,641	97.6%	680	2.4%	28,321
BRADFORD	3,199	84.8%	572	15.2%	3,771
BREVARD	72,285	89.8%	8,221	10.2%	80,506
BROWARD	266,265	87.6%	37,803	12.4%	304,068
CALHOUN	2,273	100.0%	0	0.0%	2,273
CHARLOTTE	16,135	93.0%	1,214	7.0%	17,349
CITRUS	15,126	93.3%	1,079	6.7%	16,205
CLAY	35,835	93.0%	2,685	7.0%	38,520
COLLIER	45,228	91.0%	4,464	9.0%	49,692
COLUMBIA	10,184	93.5%	711	6.5%	10,895
DADE	356,964	83.4%	71,261	16.6%	428,225
DESOTO	4,747	97.4%	128	2.6%	4,875
DIXIE	2,104	95.4%	102	4.6%	2,206
DUVAL	128,685	84.2%	24,187	15.8%	152,872
ESCAMBIA	40,735	85.4%	6,970	14.6%	47,705
FLAGLER	12,793	94.3%	773	5.7%	13,566
FRANKLIN	1,283	95.0%	67	5.0%	1,350
GADSDEN	5,942	90.5%	626	9.5%	6,568
GILCHRIST	2,615	92.8%	202	7.2%	2,817
GLADES	1,603	96.2%	63	3.8%	1,666
GULF	1,872	94.7%	104	5.3%	1,976
HAMILTON	1,748	88.7%	222	11.3%	1,970
HARDEE	5,226	99.8%	13	0.2%	5,239
HENDRY	7,093	95.7%	315	4.3%	7,408
HERNANDO	22,090	92.9%	1,677	7.1%	23,767
HIGHLANDS	12,266	95.7%	550	4.3%	12,816
HILLSBOROUGH	207,469	91.7%	18,828	8.3%	226,297
HOLMES	3,332	98.0%	68	2.0%	3,400
INDIAN RIVER	18,077	92.6%	1,439	7.4%	19,516
JACKSON	6,813	97.0%	213	3.0%	7,026
JEFFERSON	888	71.7%	350	28.3%	1,238
LAFAYETTE	1,244	92.5%	101	7.5%	1,345
LAKE	42,152	92.4%	3,464	7.6%	45,616
LEE	89,364	93.4%	6,270	6.6%	95,634
LEON	33,681	90.7%	3,463	9.3%	37,144
LEVY	5,497	94.6%	314	5.4%	5,811
LIBERTY	1,431	100.0%	0	0.0%	1,431
MADISON	2,611	98.9%	28	1.1%	2,639
MANATEE	47,883	93.0%	3,594	7.0%	51,477
MARION	42,517	90.6%	4,401	9.4%	46,918
MARTIN	19,101	80.8%	4,546	19.2%	23,647
MONROE	8,478	94.2%	522	5.8%	9,000
NASSAU	11,170	89.9%	1,251	10.1%	12,421
OKALOOSA	30,415	94.0%	1,956	6.0%	32,371
OKEECHOBEE	6,372	92.3%	535	7.7%	6,907
ORANGE	191,648	88.2%	25,627	11.8%	217,275
OSCEOLA	59,320	91.4%	5,564	8.6%	64,884
PALM BEACH	186,605	89.7%	21,434	10.3%	208,039
PASCO	69,295	95.0%	3,639	5.0%	72,934
PINELLAS	103,774	86.3%	16,478	13.7%	120,252
POLK	99,723	92.7%	7,877	7.3%	107,600
PUTNAM	11,053	95.1%	574	4.9%	11,627
ST. JOHNS	35,268	92.0%	3,072	8.0%	38,340
ST. LUCIE	40,074	90.7%	4,094	9.3%	44,168
SANTA ROSA	26,330	93.8%	1,735	6.2%	28,065
SARASOTA	41,912	91.6%	3,834	8.4%	45,746
SEMINOLE	66,134	87.6%	9,329	12.4%	75,463
SUMTER	8,307	99.2%	66	0.8%	8,373
SUWANNEE	6,049	92.5%	490	7.5%	6,539
TAYLOR	3,030	93.5%	210	6.5%	3,240
UNION	2,384	98.9%	27	1.1%	2,411
VOLUSIA	61,777	90.1%	6,762	9.9%	68,539
WAKULLA	5,141	95.6%	236	4.4%	5,377
WALTON	8,435	96.0%	356	4.0%	8,791
WASHINGTON	3,325	90.5%	349	9.5%	3,674
OTHER*	13,303	100.0%	0	0.0%	13,303
TOTAL:	2,756,944	89.3%	331,013	10.7%	3,087,957

* "OTHER" includes students enrolled in lab, deaf/blind, virtual, and Department of Juvenile Justice schools.

Private School Instructional and Administrative Personnel 2014-2015

The reported personnel data are based on the online Private School Annual Survey and include eight personnel types: pre-k teacher, kindergarten teacher, elementary school teacher (1-5), middle school teacher (6-8), high school teacher (9-12), librarian and media specialist, guidance personnel, and administrator. Support personnel such as secretaries, aides, paraprofessionals, and volunteers are not included. Statistics for personnel in the named areas reflect actual numbers of such individuals but do not indicate the full range of duties they may perform. Reporting instructions requested that full-time employees who have responsibilities in more than one area be reported in the category where they spend the majority of their time.

Private School Instructional and Administrative Personnel by Type



<u>PERSONNEL TYPE</u>	<u>NUMBER</u>	<u>PERCENTAGE</u>
Pre-K	4,539	12.1%
Kindergarten	2,595	6.9%
Elementary (1-5)	9,051	24.2%
Middle (6-8)	6,406	17.1%
High (9-12)	7,696	20.6%
Librarian	933	2.5%
Guidance	1,174	3.1%
Administrator	4,999	13.4%
Total:	37,393	100.0%

**PRIVATE SCHOOL INSTRUCTIONAL AND ADMINISTRATIVE PERSONNEL
2014-2015**

District	Pre-K	KG	Elementary	Middle	High	Librarian	Guidance	Admin	Total
ALACHUA	41	31	105	73	60	9	7	44	370
BAKER	0	1	4	3	5	0	0	3	16
BAY	7	6	27	25	18	2	2	15	102
BRADFORD	6	4	15	12	11	2	2	7	59
BREVARD	117	61	279	199	227	33	41	151	1,108
BROWARD	513	255	758	580	922	108	138	499	3,773
CHARLOTTE	23	9	40	32	11	2	3	14	134
CITRUS	17	7	29	26	20	3	3	14	119
CLAY	13	15	82	66	72	8	11	56	323
COLLIER	80	36	155	132	124	11	11	74	623
COLUMBIA	2	6	24	22	18	3	2	17	94
DADE	1,353	634	1,835	1,029	1,421	175	275	1,077	7,799
DESOTO	0	2	4	3	1	0	1	3	14
DIXIE	0	1	1	1	2	0	0	2	7
DUVAL	213	175	598	473	577	83	88	384	2,591
ESCAMBIA	59	47	173	123	124	25	30	68	649
FLAGLER	23	7	24	8	1	1	1	11	76
FRANKLIN	2	1	3	1	1	0	0	1	9
GADSDEN	6	3	31	40	39	2	4	11	136
GILCHRIST	0	2	9	4	5	0	0	4	24
GLADES	3	1	3	2	2	1	1	2	15
GULF	3	1	7	2	2	0	0	3	18
HAMILTON	0	3	6	6	6	0	2	4	27
HARDEE	0	1	1	0	0	0	0	1	3
HENDRY	2	3	9	8	5	2	2	5	36
HERNANDO	17	13	47	29	33	3	4	17	163
HIGHLANDS	20	7	27	13	4	5	0	9	85
HILLSBOROUGH	283	147	527	373	395	52	63	325	2,165
HOLMES	0	0	0	1	4	1	0	1	7
INDIAN RIVER	8	9	52	39	40	4	3	32	187
JACKSON	7	2	7	7	8	2	0	5	38
JEFFERSON	1	1	6	7	11	1	1	6	34
LAFAYETTE	2	1	5	2	2	0	0	1	13
LAKE	33	30	89	75	82	7	12	55	383
LEE	74	42	167	131	157	22	25	91	709
LEON	40	32	125	84	69	10	12	68	440
LEVY	0	3	13	10	3	1	0	5	35
MADISON	0	0	3	3	3	0	1	1	11
MANATEE	45	25	102	91	154	9	13	56	495
MARION	30	32	132	91	130	15	17	61	508
MARTIN	20	13	57	42	42	8	9	28	219
MONROE	10	4	15	13	8	2	3	5	60
NASSAU	8	8	25	17	12	4	3	9	86
OKALOOSA	25	37	81	41	40	4	6	29	263
OSCEOLA	22	4	12	6	4	2	0	4	54
ORANGE	312	230	858	553	670	69	94	390	3,176
OSCEOLA	83	40	131	85	73	20	26	95	553
PALM BEACH	240	134	583	509	684	61	82	319	2,612
PASCO	45	37	108	78	96	11	12	63	450
PINELLAS	165	133	565	473	510	42	46	235	2,169
POLK	84	53	258	173	196	26	24	142	956
PUTNAM	7	4	20	11	16	2	0	8	68
SANTA ROSA	26	9	30	15	13	5	4	16	118
SARASOTA	41	30	103	87	104	14	19	70	468
SEMINOLE	132	77	251	199	184	25	26	158	1,052
ST. JOHNS	77	20	89	42	42	11	8	43	332
ST. LUCIE	44	30	93	68	83	11	14	55	398
SUMTER	1	1	2	2	2	0	0	2	10
SUWANNEE	4	3	14	11	16	0	2	7	57
TAYLOR	1	2	6	4	3	0	0	2	18
UNION	0	0	1	1	1	0	0	0	3
VOLUSIA	124	62	190	123	113	13	18	100	743
WAKULLA	4	2	6	9	5	1	1	4	32
WALTON	10	4	18	13	5	0	1	10	61
WASHINGTON	11	2	11	5	5	0	1	2	37
TOTAL:	4,539	2,595	9,051	6,406	7,696	933	1,174	4,999	37,393