



Office of Independent Education & Parental Choice

325 West Gaines Street • Suite 522 • Tallahassee, FL • 32399-0400 • 850/245-0502 • [www.floridaschoolchoice.org](http://www.floridaschoolchoice.org)

# Florida's Private Schools

## ANNUAL REPORT 2007-2008

Office of Independent Education and Parental Choice  
Florida Department of Education

August 2008

*Increasing the Quantity and Improving the Quality of Educational Options*

# Florida's Private Schools

A private school is defined in Section 1002.01(2), Florida Statutes, as “an individual, association, copartnership, or corporation or department, division, or section of such organizations, that designates itself as an educational center that includes kindergarten or a higher grade” and is below the college level. Private elementary and secondary schools in Florida are not licensed, approved, accredited, or regulated by the Florida Department of Education. Private schools are required by statute to complete an annual online survey to gather information for inclusion in a statewide Directory of Private Schools.

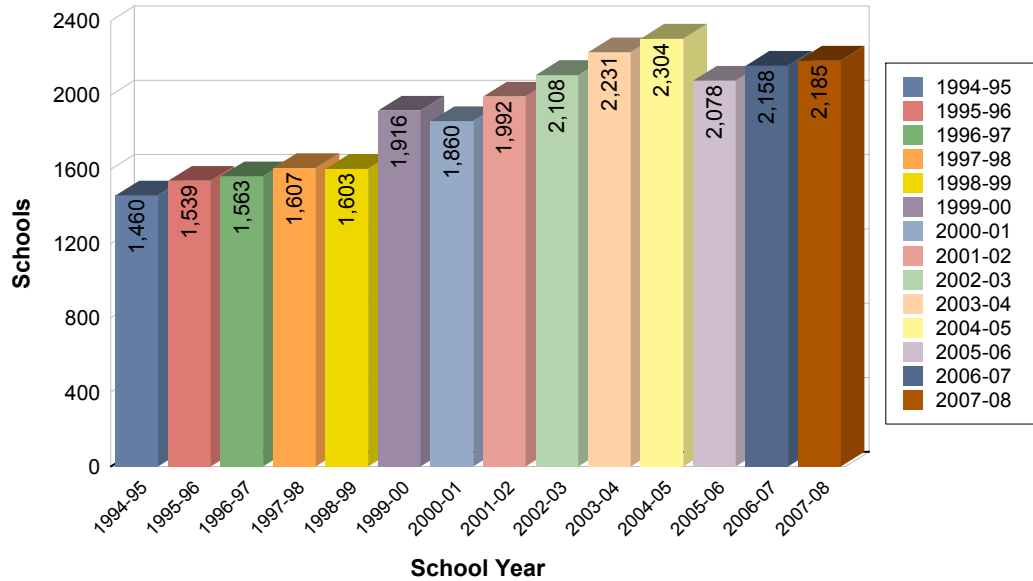
The Directory of Private Schools is maintained by the Department of Education as a service to the public, to governmental agencies, and to other parties that are interested in obtaining information about Florida private schools. The Department's intent in maintaining the directory is not to regulate, control, approve, or accredit private schools. As such, the accuracy of data submitted pursuant to the annual online survey and inclusion of a school's information in the directory is not verified by the Department and does not imply approval or accreditation. The directory may be accessed online at: <http://www.floridaschoolchoice.org/Information/PrivateSchoolDirectory/>.

## **Highlights of the 2007-2008 Annual Report**

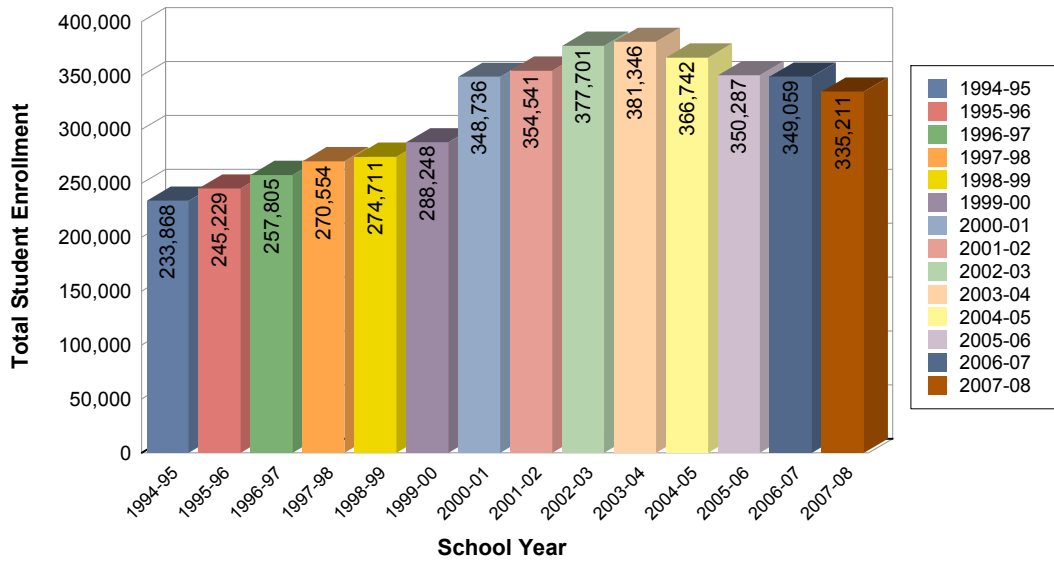
The 2007-2008 annual report contains student enrollments and information for private schools that completed the online annual survey between July 1, 2007, and August 4, 2008. The following points are noted from the data contained in this report:

- Compared with the 2006-2007 school year, private school enrollment in Florida in 2007-2008 decreased while the number of private schools increased:
  - Enrollment decreased by 13,848 students
  - Number of private schools increased by 27 schools
- Of the 335,211 students enrolled in private schools in Florida in 2007-2008, 13% were enrolled in prekindergarten, 60% were enrolled in elementary grades (kindergarten through grade eight), and 27% were enrolled in secondary grades (grades nine through twelve).
- Of Florida's total PK-12 student enrollment in 2007-2008, 89% were public school students and 11% were private school students.
- Eighteen (18) school districts had 10% or more of their total PK-12 students enrolled in private schools in 2007-2008.
- Eighty-two percent (82%) of personnel employed in private schools were classroom teachers and 18% were school administrators in 2007-2008.

## Number of Private Schools 1994-2008

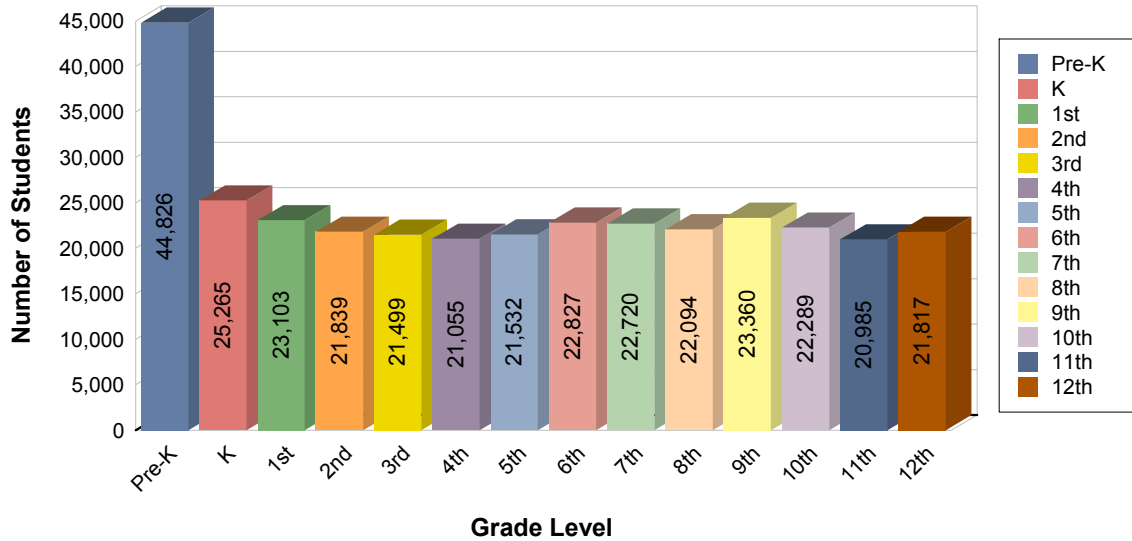


## Private School Enrollment 1994-2008



<u>SCHOOL YEAR</u>	<u>SCHOOL</u>	<u>STUDENT ENROLLMENT</u>
2007-08	2,185	335,211
2006-07	2,158	349,059
2005-06	2,078	350,287
2004-05	2,304	366,742
2003-04	2,231	381,346
2002-03	2,108	377,701
2001-02	1,992	354,541
2000-01	1,860	348,736
1999-00	1,916	288,248
1998-99	1,603	274,711
1997-98	1,607	270,554
1996-97	1,563	257,805
1995-96	1,539	245,229
1994-95	1,460	233,868

## Private School Student Enrollment by Grade Level 2007-2008



<u>GRADE LEVEL</u>	<u>STUDENTS</u>	<u>PERCENTAGE OF TOTAL ENROLLMENT</u>
Pre-K	44,826	13.4%
K	25,265	7.5%
1st	23,103	6.9%
2nd	21,839	6.5%
3rd	21,499	6.4%
4th	21,055	6.3%
5th	21,532	6.4%
6th	22,827	6.8%
7th	22,720	6.8%
8th	22,094	6.6%
9th	23,360	7.0%
10th	22,289	6.6%
11th	20,985	6.3%
12th	21,817	6.5%
<b>Total:</b>	<b>335,211</b>	<b>100.0%</b>

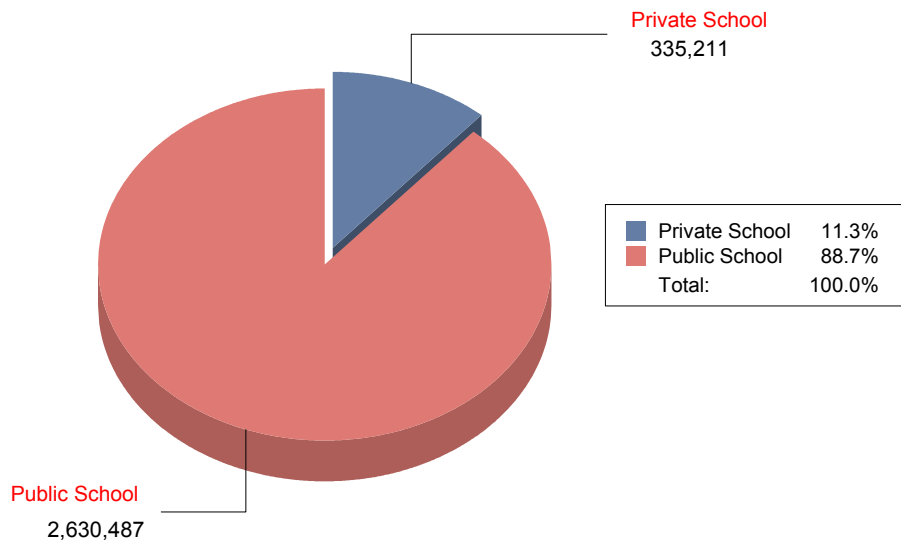
**PRIVATE SCHOOL STUDENT ENROLLMENT BY GRADE LEVEL  
2007-2008**

District	PK	K	1	2	3	4	5	6	7	8	9	10	11	12	Total
ALACHUA	712	313	298	294	276	276	270	244	239	280	210	180	160	152	3,904
BAKER	0	0	0	1	2	2	5	0	4	6	6	1	2	1	30
BAY	218	95	89	86	77	81	74	74	98	82	70	50	37	37	1,168
BRADFORD	111	56	44	39	31	32	22	35	27	27	13	23	13	14	487
BREVARD	1,181	625	700	711	708	693	754	715	779	778	664	713	688	756	10,465
BROWARD	4,292	2,302	2,135	2,086	2,035	2,072	2,096	2,320	2,411	2,382	4,712	4,402	4,262	4,195	41,702
CHARLOTTE	195	81	76	74	59	63	64	82	60	57	31	29	28	22	921
CITRUS	131	75	83	86	92	73	72	87	81	59	35	44	41	23	982
CLAY	340	236	278	266	250	236	231	237	266	268	243	228	189	122	3,390
COLLIER	772	376	340	321	308	317	319	311	295	292	210	210	190	173	4,434
COLUMBIA	26	39	53	51	48	55	58	65	68	57	46	46	34	26	672
DADE	10,152	4,424	4,018	3,580	3,420	3,399	3,388	3,835	3,857	3,697	4,599	4,381	4,078	5,459	62,287
DE SOTO	45	17	15	18	17	15	15	11	10	8	0	5	2	0	178
DIXIE	0	0	1	2	3	2	7	7	1	8	1	8	8	2	50
DUVAL	2,948	1,919	1,841	1,806	1,809	1,750	1,839	2,178	2,247	2,233	2,165	2,039	1,896	1,605	28,275
ESCAMBIA	711	583	563	424	419	412	390	411	369	363	318	305	298	316	5,882
FLAGLER	120	35	32	38	29	28	24	38	33	19	0	0	0	0	396
FRANKLIN	21	5	6	3	4	3	3	0	1	5	4	2	1	0	58
GADSDEN	58	56	58	50	48	40	49	45	51	49	47	39	48	48	686
GILCHRIST	2	5	4	8	0	2	10	0	20	18	16	9	15	10	119
GLADES	0	0	1	1	6	2	3	4	2	4	4	3	3	2	35
GULF	25	7	11	10	10	6	7	9	6	4	3	1	1	4	104
HAMILTON	0	4	3	13	12	11	10	8	13	13	8	5	4	8	112
HENDRY	43	28	26	21	13	16	13	10	14	5	0	0	0	0	189
HERNANDO	195	126	122	111	114	105	102	103	97	88	85	71	67	48	1,434
HIGHLANDS	228	84	58	72	62	57	57	65	57	55	37	29	20	24	905
HILLSBOROUGH	2,797	1,489	1,322	1,230	1,189	1,189	1,190	1,278	1,076	1,037	879	892	796	720	17,084
HOLMES	0	0	3	0	1	1	3	10	2	10	19	12	7	26	94
INDIAN RIVER	156	101	111	102	105	109	117	127	119	136	97	112	76	103	1,571
JACKSON	64	28	30	20	21	17	18	20	11	19	10	8	6	4	276
JEFFERSON	33	38	35	36	37	25	29	30	38	28	28	38	30	31	456
LAFAYETTE	40	16	7	6	6	3	12	8	4	0	7	4	0	0	113
LAKE	684	383	324	333	313	292	310	310	316	315	273	286	266	257	4,662
LEE	1,155	615	563	534	574	535	581	562	558	570	481	535	395	433	8,091
LEON	754	441	381	338	338	409	377	412	359	361	320	270	222	234	5,216
LEVY	5	12	6	9	13	8	11	7	9	8	10	7	5	1	111
MADISON	5	7	16	8	19	6	8	14	14	13	12	12	11	10	155
MANATEE	370	251	214	229	227	186	209	220	220	208	187	217	184	214	3,136
MARION	569	436	388	371	367	345	375	402	353	340	299	280	260	252	5,037
MARTIN	249	354	191	184	196	206	190	188	229	165	72	96	52	38	2,410
MONROE	74	31	19	25	14	14	15	15	16	15	9	10	8	13	278
NASSAU	198	70	67	63	53	68	76	65	55	42	37	45	42	74	955
OKALOOSA	391	198	214	210	195	161	179	159	126	163	116	118	85	85	2,400
OKEECHOBEE	22	10	9	12	8	8	12	9	11	13	4	5	7	6	136
ORANGE	3,184	1,963	1,912	1,751	1,684	1,637	1,624	1,830	1,853	1,781	1,636	1,452	1,311	1,293	24,911
OSCEOLA	659	386	349	350	332	333	313	319	271	258	184	156	140	144	4,194
PALM BEACH	2,761	1,740	1,739	1,660	1,722	1,703	1,690	1,775	1,830	1,765	1,661	1,662	1,832	1,737	25,277
PASCO	503	297	275	257	224	252	258	224	240	213	244	219	214	183	3,603
PINELLAS	1,782	1,271	1,244	1,212	1,260	1,198	1,309	1,332	1,308	1,320	1,059	976	1,001	1,024	17,296
POLK	1,049	655	666	632	611	576	600	579	608	566	451	413	366	395	8,167
PUTNAM	98	59	52	53	49	35	40	53	74	53	68	51	56	53	794
SANTA ROSA	148	48	37	24	33	20	18	14	17	20	16	16	15	15	441
SARASOTA	609	382	313	326	357	322	348	369	335	327	320	317	299	258	4,882
SEMINOLE	1,302	1,288	755	760	770	738	804	719	708	700	489	452	383	411	10,279
ST. JOHNS	907	288	231	225	217	198	220	173	164	152	114	117	111	120	3,237
ST. LUCIE	363	267	249	226	222	236	231	224	219	219	385	355	410	363	3,969
SUMTER	9	7	3	3	3	3	0	5	4	7	2	3	10	2	61
SUWANNEE	50	39	34	30	35	45	37	35	32	32	17	26	17	16	445
TAYLOR	0	2	7	4	10	9	6	20	10	9	22	7	6	13	125
UNION	0	2	1	3	1	1	1	2	2	1	2	2	2	1	21
VOLUSIA	1,153	552	439	423	416	411	430	412	412	361	295	291	271	239	6,105
WAKULLA	56	15	9	7	5	1	0	6	1	2	6	2	4	2	116
WALTON	55	16	10	4	5	2	2	4	1	2	0	1	0	0	102
WASHINGTON	46	17	23	7	15	5	7	2	9	6	2	1	0	0	140
<b>TOTAL:</b>	<b>44,826</b>	<b>25,265</b>	<b>23,103</b>	<b>21,839</b>	<b>21,499</b>	<b>21,055</b>	<b>21,532</b>	<b>22,827</b>	<b>22,720</b>	<b>22,094</b>	<b>23,360</b>	<b>22,289</b>	<b>20,985</b>	<b>21,817</b>	<b>335,211</b>

**NUMBER OF PRIVATE SCHOOLS BY DISTRICT  
2007-2008**

<u>DISTRICT ID</u>	<u>DISTRICT NAME</u>	<u>SCHOOLS</u>
1	ALACHUA	31
2	BAKER	1
3	BAY	12
4	BRADFORD	11
5	BREVARD	81
6	BROWARD	181
8	CHARLOTTE	14
9	CITRUS	7
10	CLAY	34
11	COLLIER	27
12	COLUMBIA	12
13	DADE	377
14	DE SOTO	2
15	DIXIE	1
16	DUVAL	170
17	ESCAMBIA	27
18	FLAGLER	4
19	FRANKLIN	1
20	GADSDEN	8
21	GILCHRIST	2
22	GLADES	1
23	GULF	1
24	HAMILTON	3
26	HENDRY	2
27	HERNANDO	12
28	HIGHLANDS	12
29	HILLSBOROUGH	134
30	HOLMES	2
31	INDIAN RIVER	13
32	JACKSON	4
33	JEFFERSON	3
34	LAFAYETTE	1
35	LAKE	42
36	LEE	51
37	LEON	39
38	LEVY	5
40	MADISON	3
41	MANATEE	25
42	MARION	40
43	MARTIN	14
44	MONROE	4
45	NASSAU	8
46	OKALOOSA	20
47	OKEECHOBEE	3
48	ORANGE	151
49	OSCEOLA	32
50	PALM BEACH	110
51	PASCO	37
52	PINELLAS	107
53	POLK	58
54	PUTNAM	15
57	SANTA ROSA	5
58	SARASOTA	42
59	SEMINOLE	62
55	ST. JOHNS	22
56	ST. LUCIE	25
60	SUMTER	2
61	SUWANNEE	6
62	TAYLOR	3
63	UNION	1
64	VOLUSIA	55
65	WAKULLA	3
66	WALTON	3
67	WASHINGTON	1
<b>Total</b>	<b>64</b>	<b>2,185</b>

## Comparison of Total PK-12 Public and PK-12 Private School Enrollment 2007-2008



	<u>PK-12 STUDENT ENROLLMENT</u>	<u>PERCENTAGE</u>
Private School	335,211	11.3%
Public School	2,630,487	88.7%
<b>Total PK-12 Enrollment</b>	<b>2,965,698</b>	<b>100.0%</b>

### Districts with Ten Percent or More of Total PK-12 Students Enrolled in Private Schools

<u>DISTRICT</u>	<u>PUBLIC SCHOOL ENROLLMENT</u>	<u>PERCENTAGE</u>	<u>PRIVATE SCHOOL ENROLLMENT</u>	<u>PERCENTAGE</u>	<u>TOTAL PK-12</u>
JEFFERSON	1,145	71.5%	456	28.5%	1,601
DUVAL	121,862	81.2%	28,275	18.8%	150,137
DADE	345,490	84.7%	62,287	15.3%	407,777
PINELLAS	106,638	86.0%	17,296	14.0%	123,934
BROWARD	257,542	86.1%	41,702	13.9%	299,244
LEON	32,273	86.1%	5,216	13.9%	37,489
SEMINOLE	64,908	86.3%	10,279	13.7%	75,187
PALM BEACH	170,179	87.1%	25,277	12.9%	195,456
ORANGE	172,305	87.4%	24,911	12.6%	197,216
ESCAMBIA	41,137	87.5%	5,882	12.5%	47,019
BREVARD	73,637	87.6%	10,465	12.4%	84,102
ALACHUA	28,080	87.8%	3,904	12.2%	31,984
BRADFORD	3,535	87.9%	487	12.1%	4,022
MARTIN	18,000	88.2%	2,410	11.8%	20,410
MARION	42,448	89.4%	5,037	10.6%	47,485
SARASOTA	41,561	89.5%	4,882	10.5%	46,443
ST. JOHNS	27,838	89.6%	3,237	10.4%	31,075
LAKE	40,206	89.6%	4,662	10.4%	44,868

**PK-12 STUDENT ENROLLMENT IN PUBLIC AND PRIVATE SCHOOLS**

**2007-2008**

<b>DISTRICT</b>	<b>Public School Total Enrollment</b>	<b>Public School Percent of Total</b>	<b>Private School Total Enrollment</b>	<b>Private School Percent of Total</b>	<b>Total PK-12 Enrollment</b>
ALACHUA	28,080	87.79%	3,904	12.21%	31,984
BAKER	5,013	99.41%	30	0.59%	5,043
BAY	25,715	95.66%	1,168	4.34%	26,883
BRADFORD	3,535	87.89%	487	12.11%	4,022
BREVARD	73,637	87.56%	10,465	12.44%	84,102
BROWARD	257,542	86.06%	41,702	13.94%	299,244
CALHOUN	2,206	100.00%	0	0.00%	2,206
CHARLOTTE	17,741	95.06%	921	4.94%	18,662
CITRUS	15,976	94.21%	982	5.79%	16,958
CLAY	36,004	91.39%	3,390	8.61%	39,394
COLLIER	42,526	90.56%	4,434	9.44%	46,960
COLUMBIA	10,012	93.71%	672	6.29%	10,684
DADE	345,490	84.73%	62,287	15.27%	407,777
DESOTO	5,054	96.60%	178	3.40%	5,232
DIXIE	2,149	97.73%	50	2.27%	2,199
DUVAL	121,862	81.17%	28,275	18.83%	150,137
ESCAMBIA	41,137	87.49%	5,882	12.51%	47,019
FLAGLER	12,644	96.96%	396	3.04%	13,040
FRANKLIN	1,271	95.64%	58	4.36%	1,329
GADSDEN	6,427	90.36%	686	9.64%	7,113
GILCHRIST	2,845	95.99%	119	4.01%	2,964
GLADES	1,351	97.47%	35	2.53%	1,386
GULF	2,142	95.37%	104	4.63%	2,246
HAMILTON	1,955	94.58%	112	5.42%	2,067
HARDEE	5,190	100.00%	0	0.00%	5,190
HENDRY	7,312	97.48%	189	2.52%	7,501
HERNANDO	22,692	94.06%	1,434	5.94%	24,126
HIGHLANDS	12,420	93.21%	905	6.79%	13,325
HILLSBOROUGH	191,689	91.82%	17,084	8.18%	208,773
HOLMES	3,410	97.32%	94	2.68%	3,504
INDIAN RIVER	17,630	91.82%	1,571	8.18%	19,201
JACKSON	7,310	96.36%	276	3.64%	7,586
JEFFERSON	1,145	71.52%	456	28.48%	1,601
LAFAYETTE	1,115	90.80%	113	9.20%	1,228
LAKE	40,206	89.61%	4,662	10.39%	44,868
LEE	79,447	90.76%	8,091	9.24%	87,538
LEON	32,273	86.09%	5,216	13.91%	37,489
LEVY	6,219	98.25%	111	1.75%	6,330
LIBERTY	1,516	100.00%	0	0.00%	1,516
MADISON	2,720	94.61%	155	5.39%	2,875
MANATEE	42,268	93.09%	3,136	6.91%	45,404
MARION	42,448	89.39%	5,037	10.61%	47,485
MARTIN	18,000	88.19%	2,410	11.81%	20,410
MONROE	8,378	96.79%	278	3.21%	8,656
NASSAU	11,075	92.06%	955	7.94%	12,030
OKALOOSA	29,295	92.43%	2,400	7.57%	31,695
OKEECHOBEE	7,025	98.10%	136	1.90%	7,161
ORANGE	172,305	87.37%	24,911	12.63%	197,216
OSCEOLA	52,223	92.57%	4,194	7.43%	56,417
PALM BEACH	170,179	87.07%	25,277	12.93%	195,456
PASCO	65,965	94.82%	3,603	5.18%	69,568
PINELLAS	106,638	86.04%	17,296	13.96%	123,934
POLK	93,014	91.93%	8,167	8.07%	101,181
PUTNAM	11,646	93.62%	794	6.38%	12,440
SANTA ROSA	25,597	98.31%	441	1.69%	26,038
SARASOTA	41,561	89.49%	4,882	10.51%	46,443
SEMINOLE	64,908	86.33%	10,279	13.67%	75,187
ST. JOHNS	27,838	89.58%	3,237	10.42%	31,075
ST. LUCIE	40,055	90.98%	3,969	9.02%	44,024
SUMTER	7,464	99.19%	61	0.81%	7,525
SUWANNEE	5,954	93.05%	445	6.95%	6,399
TAYLOR	3,362	96.42%	125	3.58%	3,487
UNION	2,277	99.09%	21	0.91%	2,298
VOLUSIA	63,564	91.24%	6,105	8.76%	69,669
WAKULLA	5,152	97.80%	116	2.20%	5,268
WALTON	6,851	98.53%	102	1.47%	6,953
WASHINGTON	3,572	96.23%	140	3.77%	3,712
OTHER*	7,265	100.00%	0	0.00%	7,265
<b>TOTAL:</b>	<b>2,630,487</b>	<b>88.70%</b>	<b>335,211</b>	<b>11.30%</b>	<b>2,965,698</b>

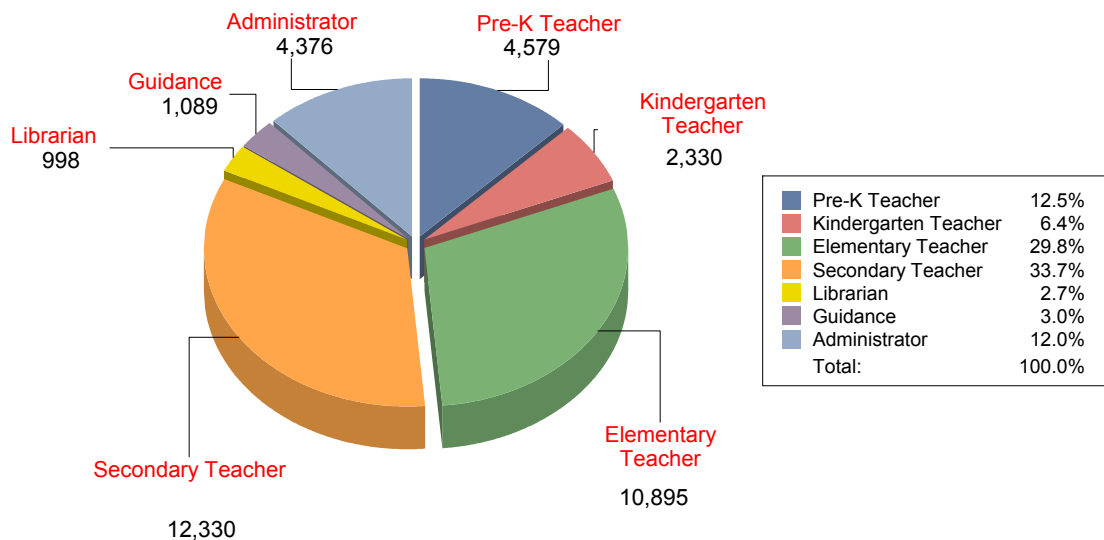
\* "OTHER" are students enrolled in lab, deaf/blind, virtual, and Department of Juvenile Justice schools.



**Private School  
Instructional and Administrative Personnel  
2007-2008**

The reported personnel data are based on the Private School Data Base Survey on seven personnel types: pre-k teacher, kindergarten teacher, elementary teacher (grades 1-6), secondary teacher (grades 7-12), librarian and media specialist, guidance personnel, and administrator. Support personnel such as secretaries, aides, paraprofessionals, and volunteers are not included. Statistics for personnel in the named areas reflect actual numbers of such individuals but do not indicate the full range of duties they may perform. Reporting instructions requested that full-time employees who have responsibilities in more than one area be reported in the category where they spend the majority of their time.

**Private School Instructional and Administrative Personnel by Type**



<u>PERSONNEL TYPE</u>	<u>NUMBER</u>	<u>PERCENTAGE</u>
Pre-K Teacher	4,579	12.5%
Kindergarten Teacher	2,330	6.4%
Elementary Teacher	10,895	29.8%
Secondary Teacher	12,330	33.7%
Librarian	998	2.7%
Guidance	1,089	3.0%
Administrator	4,376	12.0%
<b>Total:</b>	<b>36,597</b>	<b>100.0%</b>

**PRIVATE SCHOOL INSTRUCTIONAL AND ADMINISTRATIVE PERSONNEL  
2007-2008**

District	Pre-K	Kindergarten	Elementary	Secondary	Librarian	Guidance	Administration	Total
ALACHUA	72	32	151	160	15	17	59	506
BAKER	0	0	0	0	0	0	1	1
BAY	17	9	47	40	3	5	18	139
BRADFORD	11	8	18	17	2	2	12	70
BREVARD	117	77	353	389	41	46	150	1,173
BROWARD	406	200	963	1,252	118	139	458	3,536
CHARLOTTE	19	14	40	34	3	2	13	125
CITRUS	13	9	35	39	2	3	11	112
CLAY	31	23	139	117	7	8	57	382
COLLIER	76	32	156	192	13	11	61	541
COLUMBIA	4	10	29	22	5	3	16	89
DADE	1,119	431	1,700	1,922	183	215	811	6,381
DE SOTO	6	2	7	5	0	1	3	24
DIXIE	0	0	1	2	0	0	0	3
DUVAL	284	184	879	1,203	82	98	399	3,129
ESCAMBIA	59	35	174	184	22	16	52	542
FLAGLER	6	3	10	2	1	1	4	27
FRANKLIN	2	1	3	1	0	0	1	8
GADSDEN	9	6	27	23	1	3	12	81
GILCHRIST	0	1	1	11	1	1	1	16
GLADES	0	0	2	2	0	0	1	5
GULF	4	1	6	5	1	1	1	19
HAMILTON	0	2	6	7	0	0	2	17
HENDRY	4	3	9	3	3	0	3	25
HERNANDO	22	10	54	38	5	2	19	150
HIGHLANDS	24	8	36	27	7	3	17	122
HILLSBOROUGH	255	142	609	646	59	54	244	2,009
HOLMES	0	0	2	6	0	0	1	9
INDIAN RIVER	21	15	87	72	6	5	38	244
JACKSON	10	3	10	6	2	1	5	37
JEFFERSON	3	3	13	19	1	1	3	43
LAFAYETTE	5	1	3	2	0	0	1	12
LAKE	66	40	204	210	11	14	77	622
LEE	127	64	268	277	17	25	111	889
LEON	83	43	157	190	15	14	83	585
LEVY	1	3	4	3	1	1	5	18
MADISON	0	2	11	9	0	0	2	24
MANATEE	32	30	149	157	8	9	35	420
MARION	74	43	215	234	15	21	63	665
MARTIN	26	17	89	74	9	8	29	252
MONROE	11	7	8	10	1	0	4	41
NASSAU	12	6	33	21	2	3	9	86
OKALOOSA	36	16	50	60	8	8	25	203
OKEECHOBEE	2	1	9	4	1	0	2	19
ORANGE	326	162	908	1,131	57	72	279	2,935
OSCEOLA	52	30	120	104	7	12	45	370
PALM BEACH	279	151	812	1,068	78	85	331	2,804
PASCO	54	27	140	141	15	11	59	447
PINELLAS	193	118	806	913	51	52	239	2,372
POLK	91	56	281	270	26	33	108	865
PUTNAM	9	7	24	26	1	1	13	81
SANTA ROSA	13	6	11	10	3	3	7	53
SARASOTA	64	41	179	204	22	17	70	597
SEMINOLE	162	80	347	276	32	28	127	1,052
ST. JOHNS	95	24	86	75	9	9	35	333
ST. LUCIE	39	31	134	139	8	8	45	404
SUMTER	2	2	5	5	0	0	2	16
SUWANNEE	8	4	18	11	0	1	8	50
TAYLOR	0	2	44	54	0	0	4	104
UNION	0	0	1	1	0	0	1	3
VOLUSIA	103	46	198	204	18	15	75	659
WAKULLA	4	1	3	0	0	0	5	13
WALTON	12	4	5	0	0	0	3	24
WASHINGTON	4	1	6	1	0	1	1	14
<b>TOTAL:</b>	<b>4,579</b>	<b>2,330</b>	<b>10,895</b>	<b>12,330</b>	<b>998</b>	<b>1,089</b>	<b>4,376</b>	<b>36,597</b>