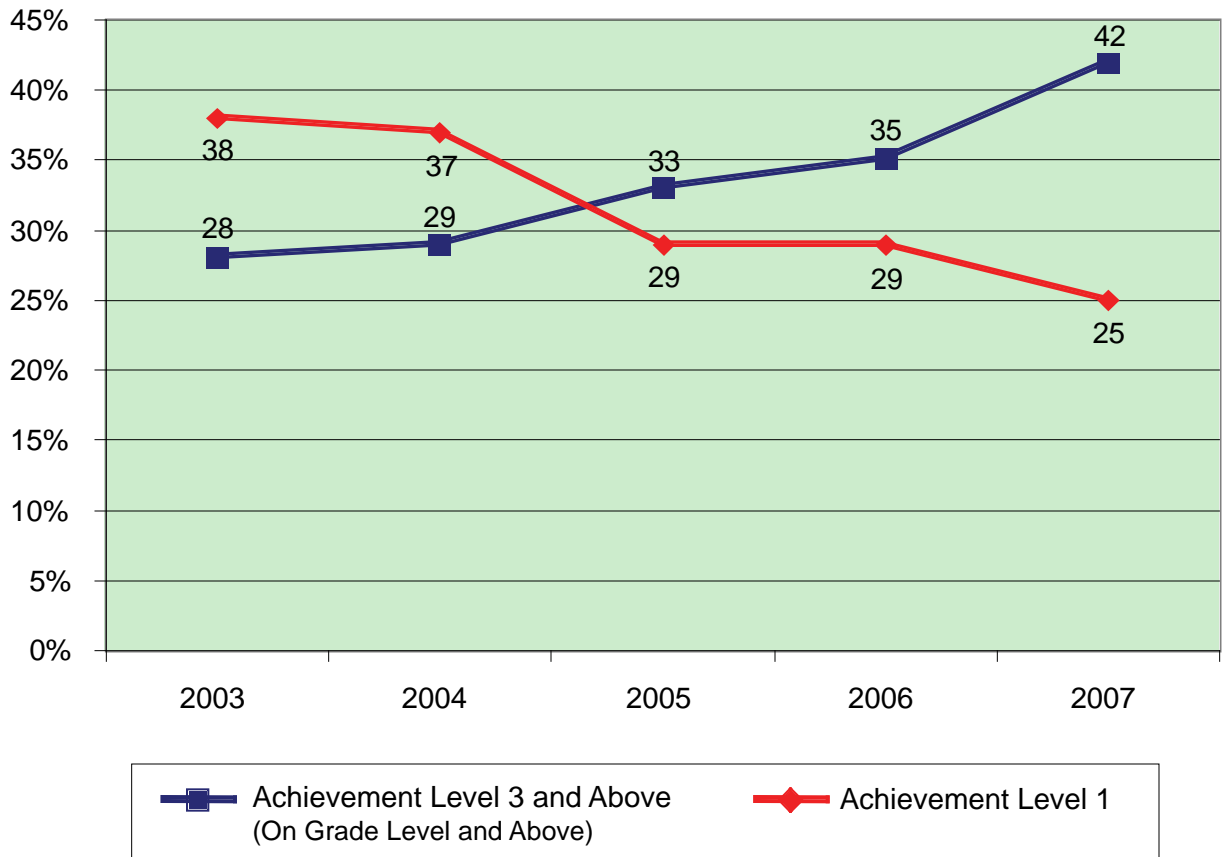


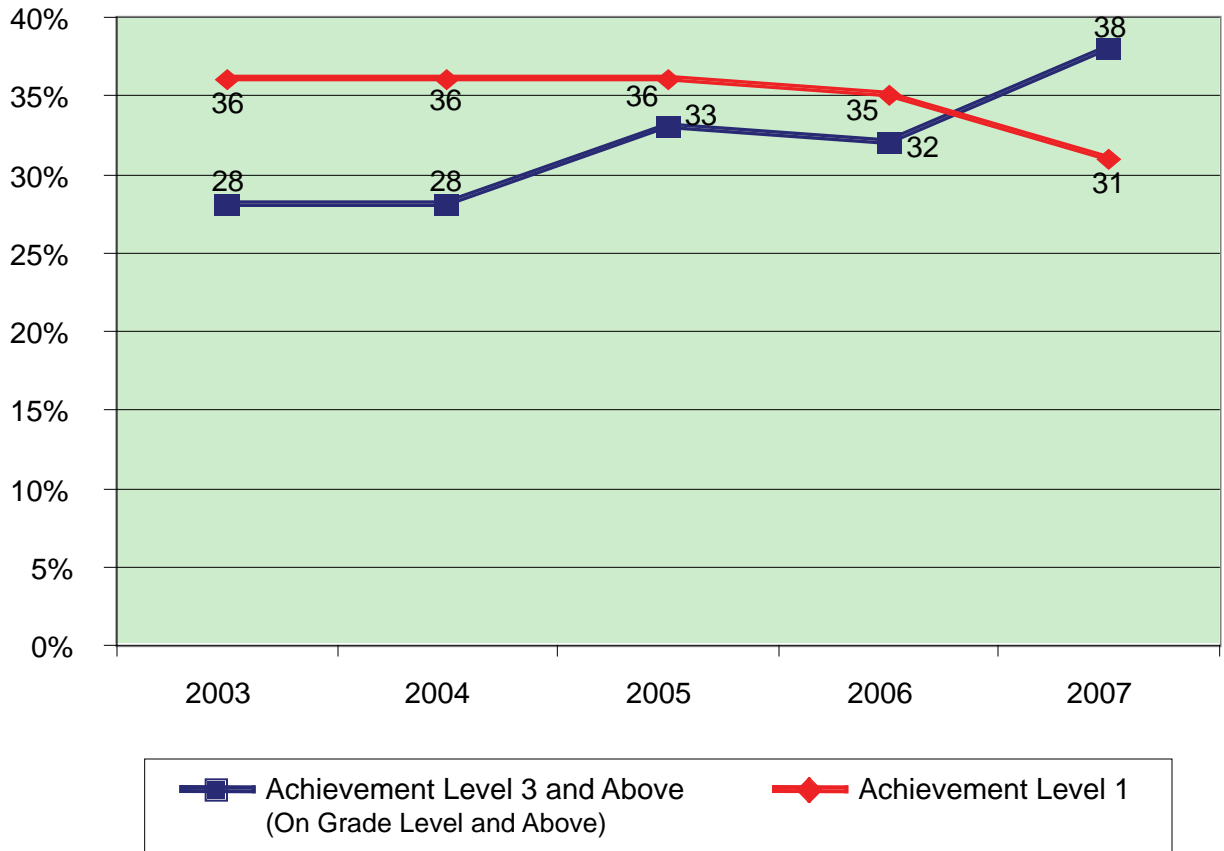
## FCAT Science by Achievement Level Grade 5



In 2007, 42 percent of all students in Grade 5 were performing at or above Achievement Level 3 (on grade level and above) on FCAT Science. This is an increase from 28 percent in 2003, 29 percent in 2004, 33 percent in 2005, and 35 percent in 2006. In 2007, 25 percent of all students in Grade 5 were performing at Achievement Level 1 on FCAT Science. This is a decrease from 38 percent in 2003, 37 percent in 2004, 29 percent in 2005, and 29 percent in 2006.

Source: Florida Department of Education, May 2007

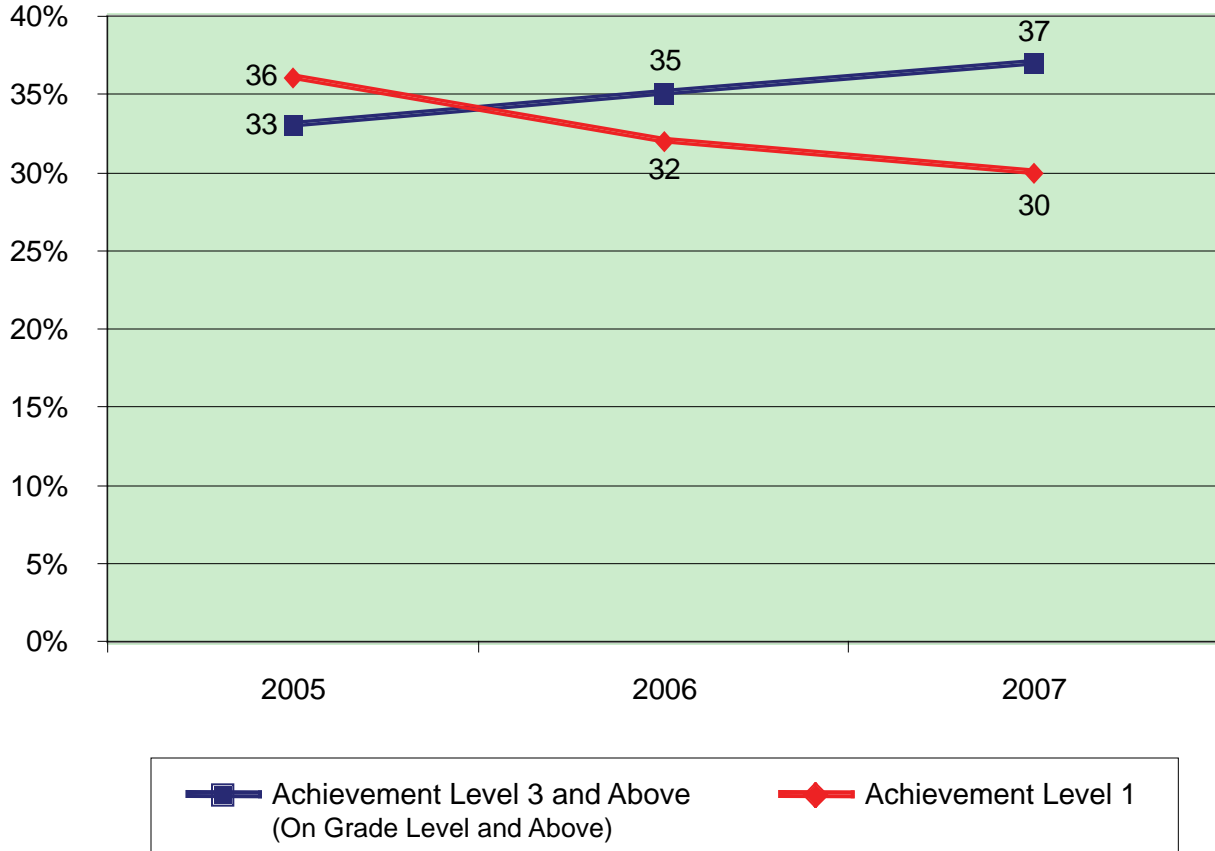
## FCAT Science by Achievement Level Grade 8



In 2007, 38 percent of all students in Grade 8 were performing at or above Achievement Level 3 (on grade level and above) on FCAT Science. This is an increase from 28 percent in 2003, 28 percent in 2004, 33 percent in 2005, and 32 percent in 2006. In 2007, 31 percent of all students in Grade 8 were performing at Achievement Level 1 on FCAT Science. This is a decrease from 36 percent in 2003, 36 percent in 2004, 36 percent in 2005, and 35 percent in 2006.

Source: Florida Department of Education, May 2007

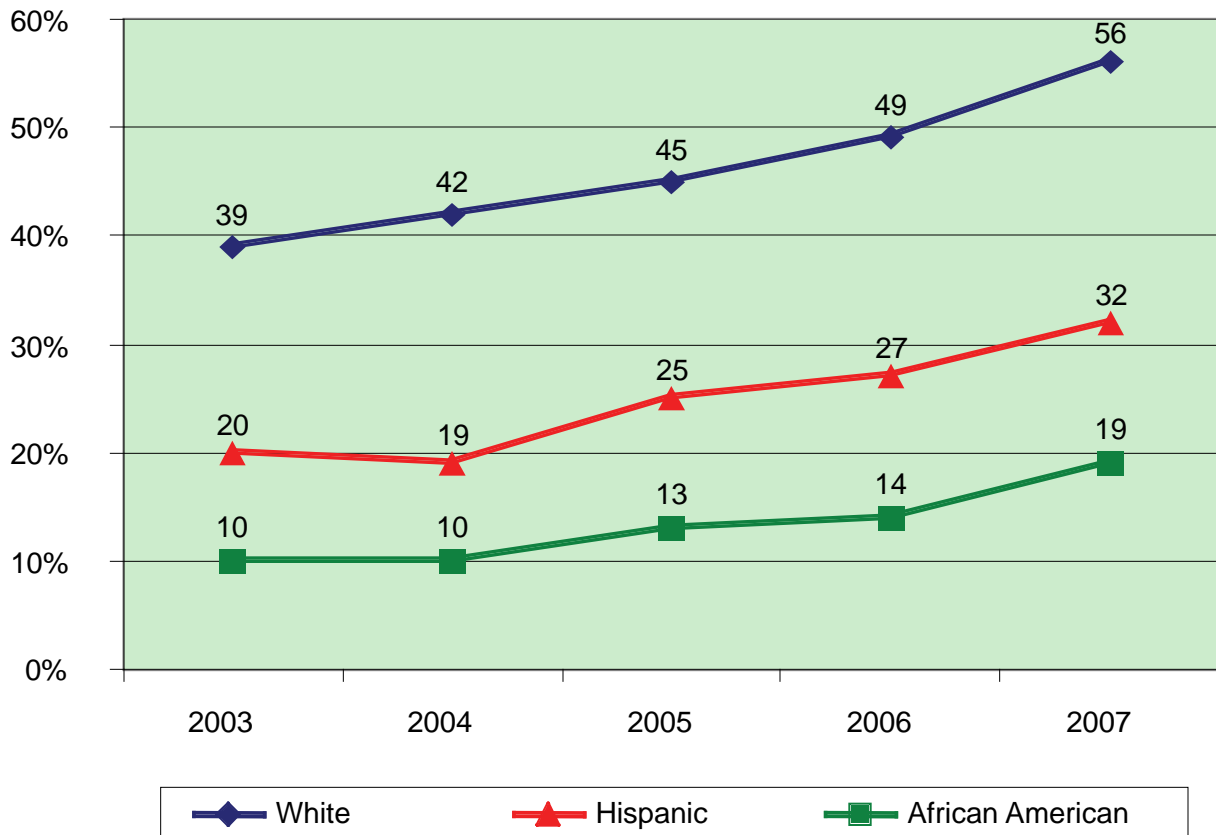
# FCAT Science by Achievement Level Grade 11



In 2007, 37 percent of all students in Grade 11 were performing at or above Achievement Level 3 (on grade level and above) on FCAT Science. This is an increase from 33 percent in 2005 and 35 percent in 2006. In 2007, 30 percent of all students in Grade 11 were performing at Achievement Level 1 on FCAT Science. This is a decrease from 36 percent in 2005 and 32 percent in 2006.

Source: Florida Department of Education, May 2007

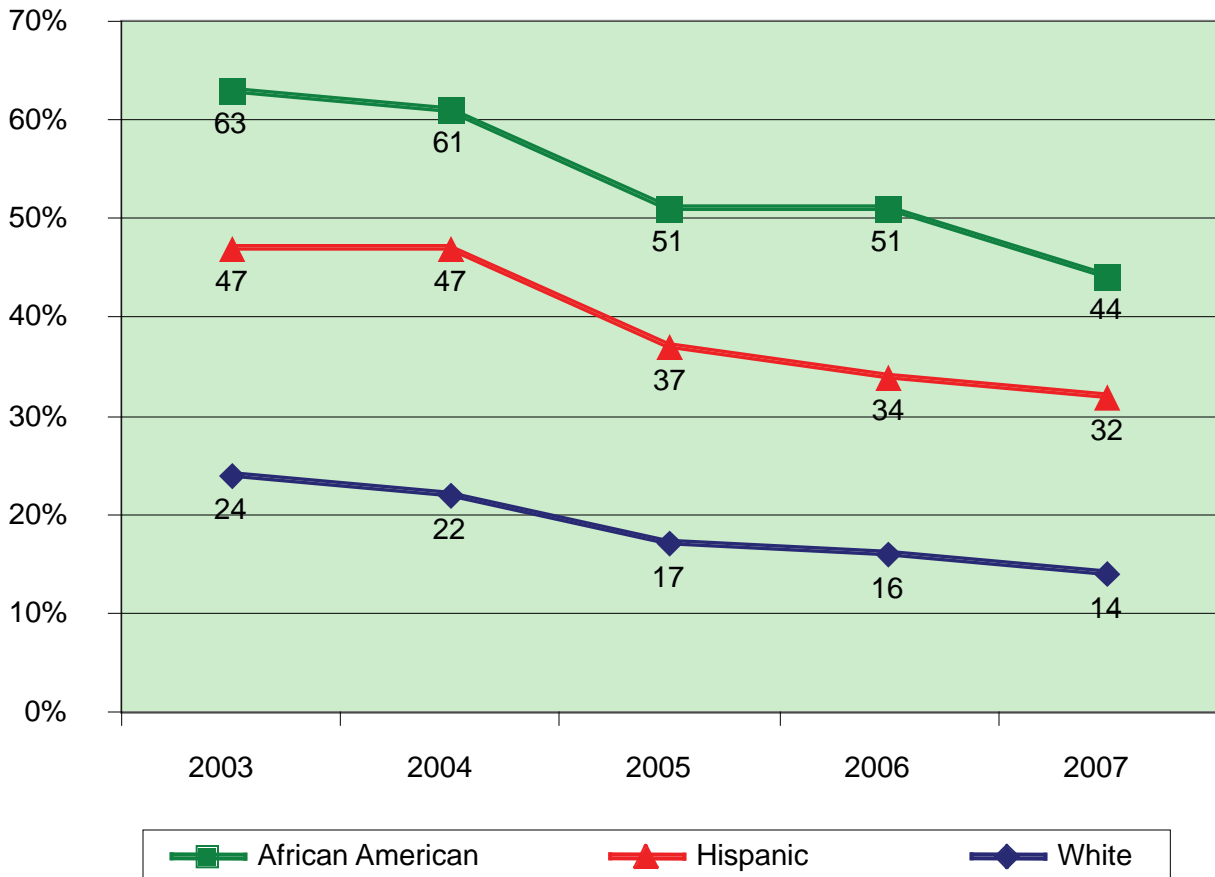
## FCAT Science Achievement Level 3 and Above (On Grade Level and Above) Grade 5



In 2007, 56 percent of White students in Grade 5 were performing at or above Achievement Level 3 (on grade level and above) on FCAT Science. This is an increase from 39 percent in 2003, 42 percent in 2004, 45 percent in 2005, and 49 percent in 2006. In 2007, 32 percent of Hispanic students in Grade 5 were performing at or above Achievement Level 3 (on grade level and above) on FCAT Science. This is an increase from 20 percent in 2003, 19 percent in 2004, 25 percent in 2005, and 27 percent in 2006. In 2007, 19 percent of African American students in Grade 5 were performing at or above Achievement Level 3 (on grade level and above) on FCAT Science. This is an increase from 10 percent in 2003, 10 percent in 2004, 13 percent in 2005, and 14 percent in 2006.

Source: Florida Department of Education, May 2007

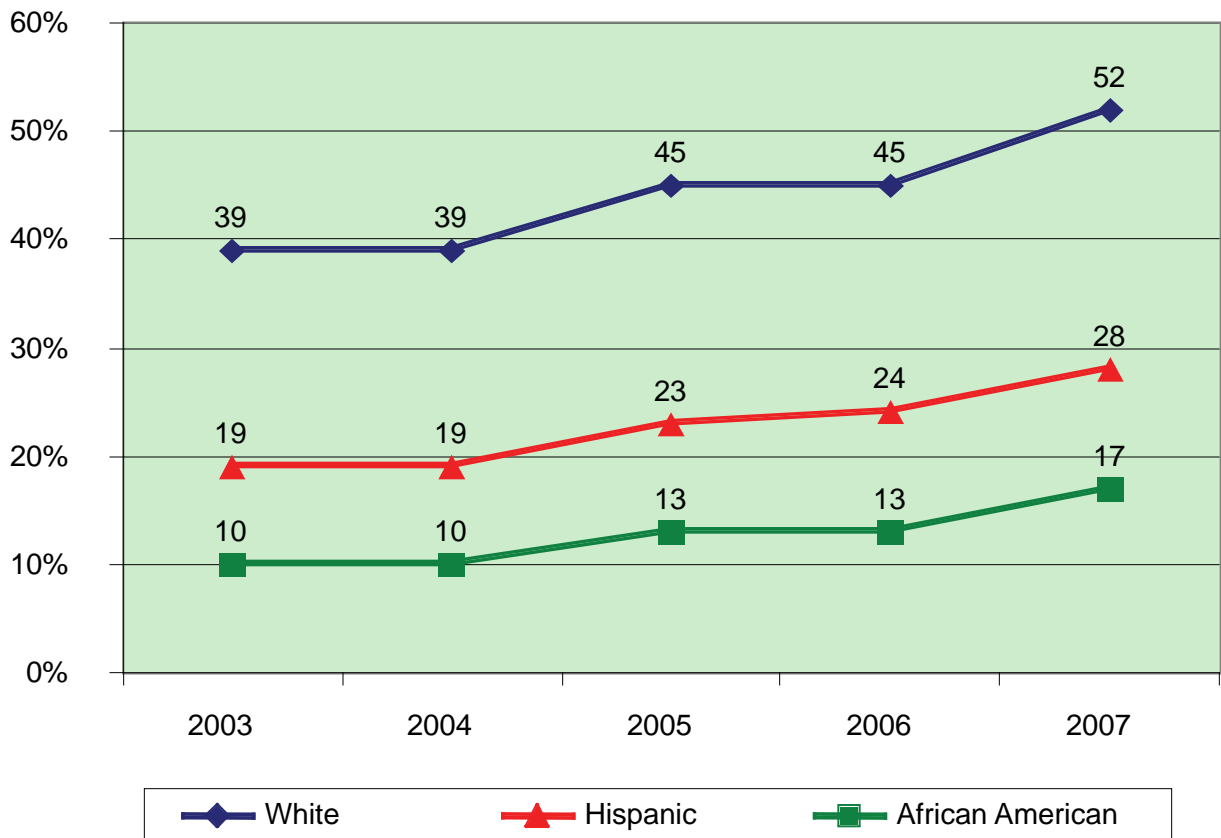
# FCAT Science Achievement Level 1 Grade 5



In 2007, 14 percent of White students in Grade 5 were performing at Achievement Level 1 on FCAT Science. This is a decrease from 24 percent in 2003, 22 percent in 2004, 17 percent in 2005, and 16 percent in 2006. In 2007, 32 percent of Hispanic students in Grade 5 were performing at Achievement Level 1 on FCAT Science. This is a decrease from 47 percent in 2003, 47 percent in 2004, 37 percent in 2005, and 34 percent in 2006. In 2007, 44 percent of African American students in Grade 5 were performing at Achievement Level 1 on FCAT Science. This is a decrease from 63 percent in 2003, 61 percent in 2004, 51 percent in 2005, and 51 percent in 2006.

Source: Florida Department of Education, May 2007

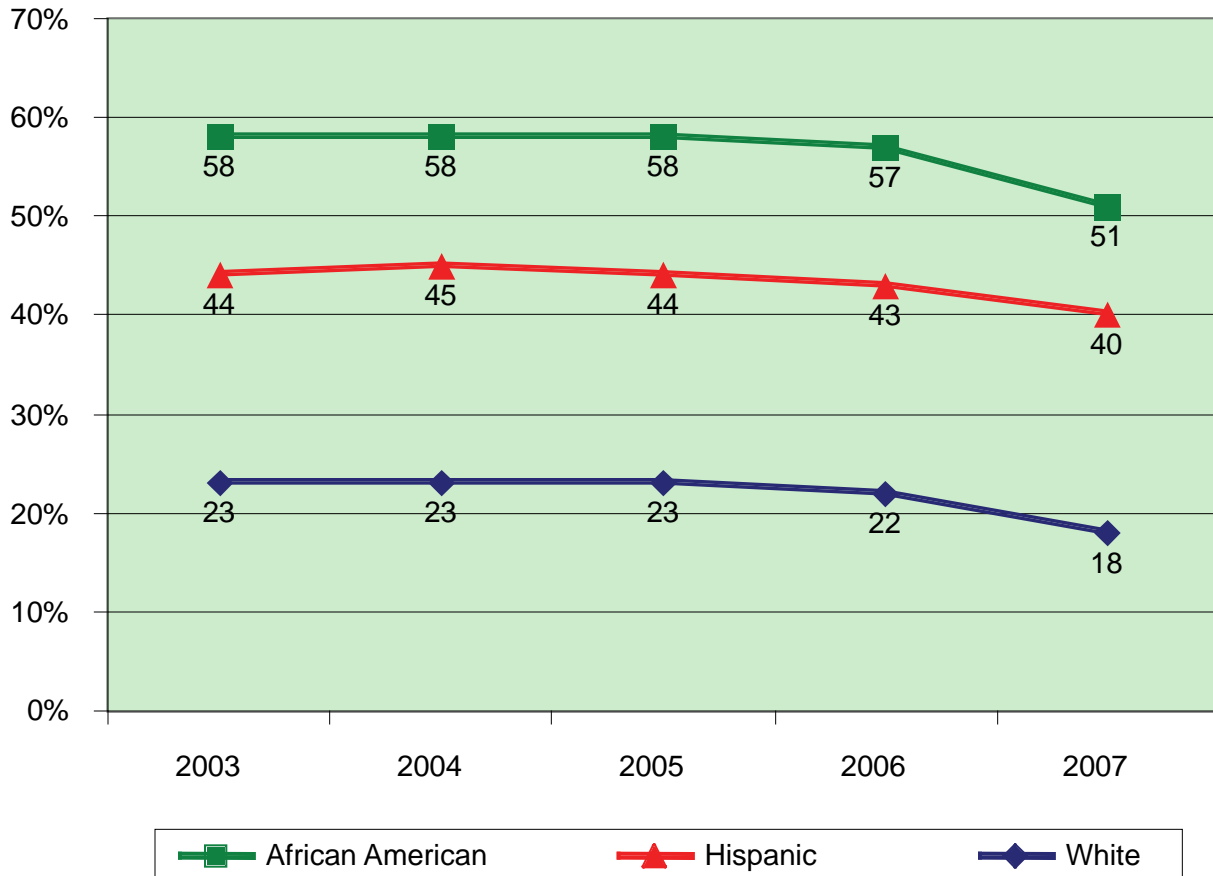
## FCAT Science Achievement Level 3 and Above (On Grade Level and Above) Grade 8



In 2007, 52 percent of White students in Grade 8 were performing at or above Achievement Level 3 (on grade level and above) on FCAT Science. This is an increase from 39 percent in 2003, 39 percent in 2004, 45 percent in 2005, and 45 percent in 2006. In 2007, 28 percent of Hispanic students in Grade 8 were performing at or above Achievement Level 3 (on grade level and above) on FCAT Science. This is an increase from 19 percent in 2003, 19 percent in 2004, 23 percent in 2005, and 24 percent in 2006. In 2007, 17 percent of African American students in Grade 8 were performing at or above Achievement Level 3 (on grade level and above) on FCAT Science. This is an increase from 10 percent in 2003, 10 percent in 2004, 13 percent in 2005, and 13 percent in 2006.

Source: Florida Department of Education, May 2007

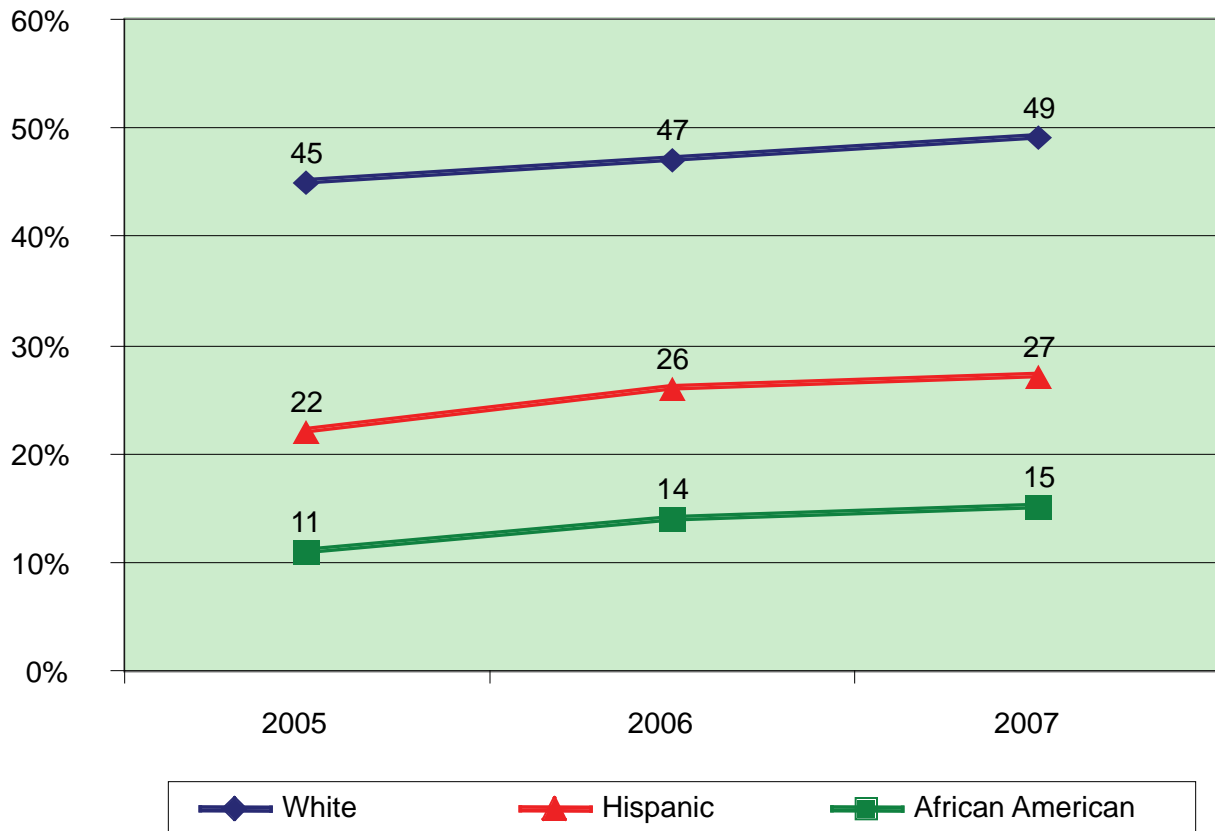
# FCAT Science Achievement Level 1 Grade 8



In 2007, 18 percent of White students in Grade 8 were performing at Achievement Level 1 on FCAT Science. This is a decrease from 23 percent in 2003, 23 percent in 2004, 23 percent in 2005, and 22 percent in 2006. In 2007, 40 percent of Hispanic students in Grade 8 were performing at Achievement Level 1 on FCAT Science. This is a decrease from 44 percent in 2003, 45 percent in 2004, 44 percent in 2005, and 43 percent in 2006. In 2007, 51 percent of African American students in Grade 8 were performing at Achievement Level 1 on FCAT Science. This is a decrease from 58 percent in 2003, 58 percent in 2004, 58 percent in 2005, and 57 percent in 2006.

Source: Florida Department of Education, May 2007

# FCAT Science Achievement Level 3 and Above (On Grade Level and Above) Grade 11

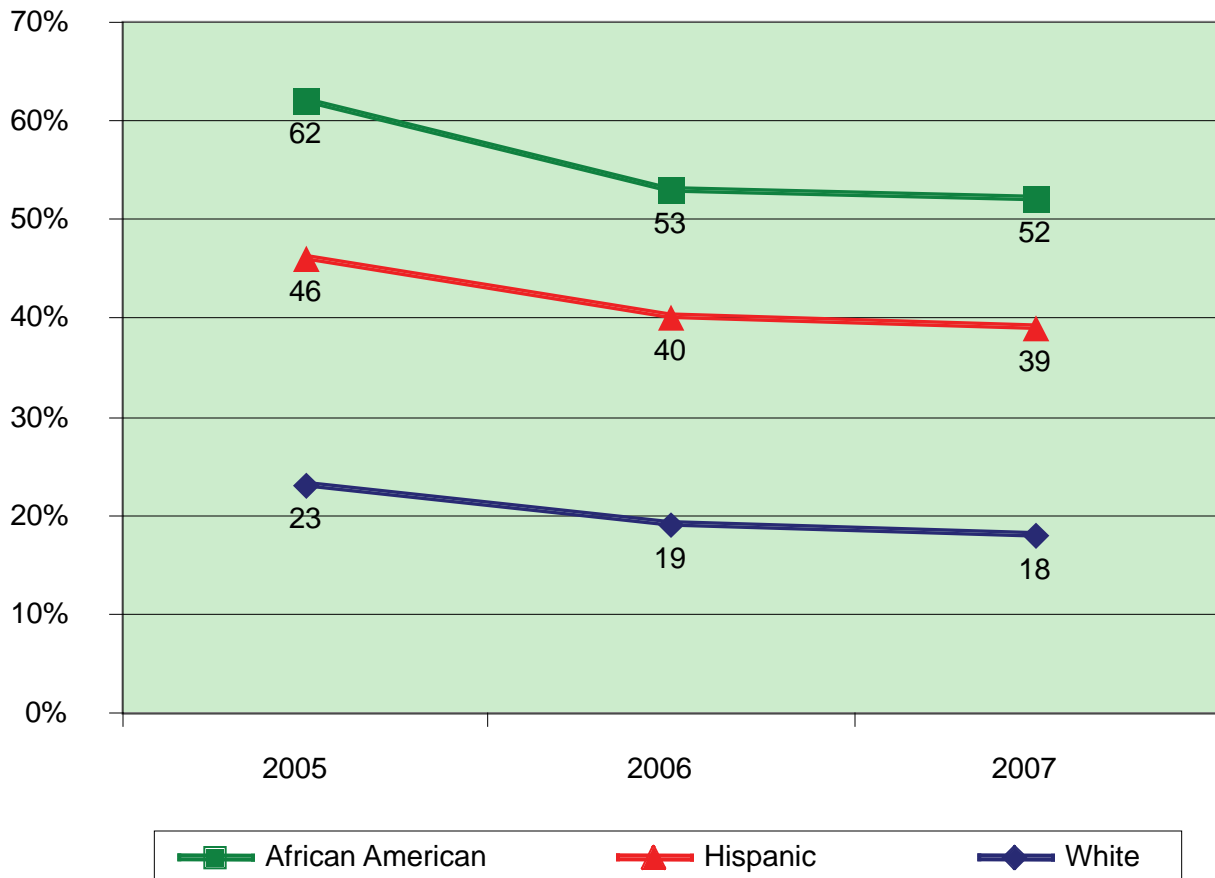


In 2007, 49 percent of White students in Grade 11 were performing at or above Achievement Level 3 (on grade level and above) on FCAT Science. This is an increase from 45 percent in 2005 and 47 percent in 2006. In 2007, 27 percent of Hispanic students in Grade 11 were performing at or above Achievement Level 3 (on grade level and above) on FCAT Science. This is an increase from 22 percent in 2005 and 26 percent in 2006. In 2007, 15 percent of African American students in Grade 11 were performing at or above Achievement Level 3 (on grade level and above) on FCAT Science. This is an increase from 11 percent in 2005 and 14 percent in 2006.

Source: Florida Department of Education, May 2007



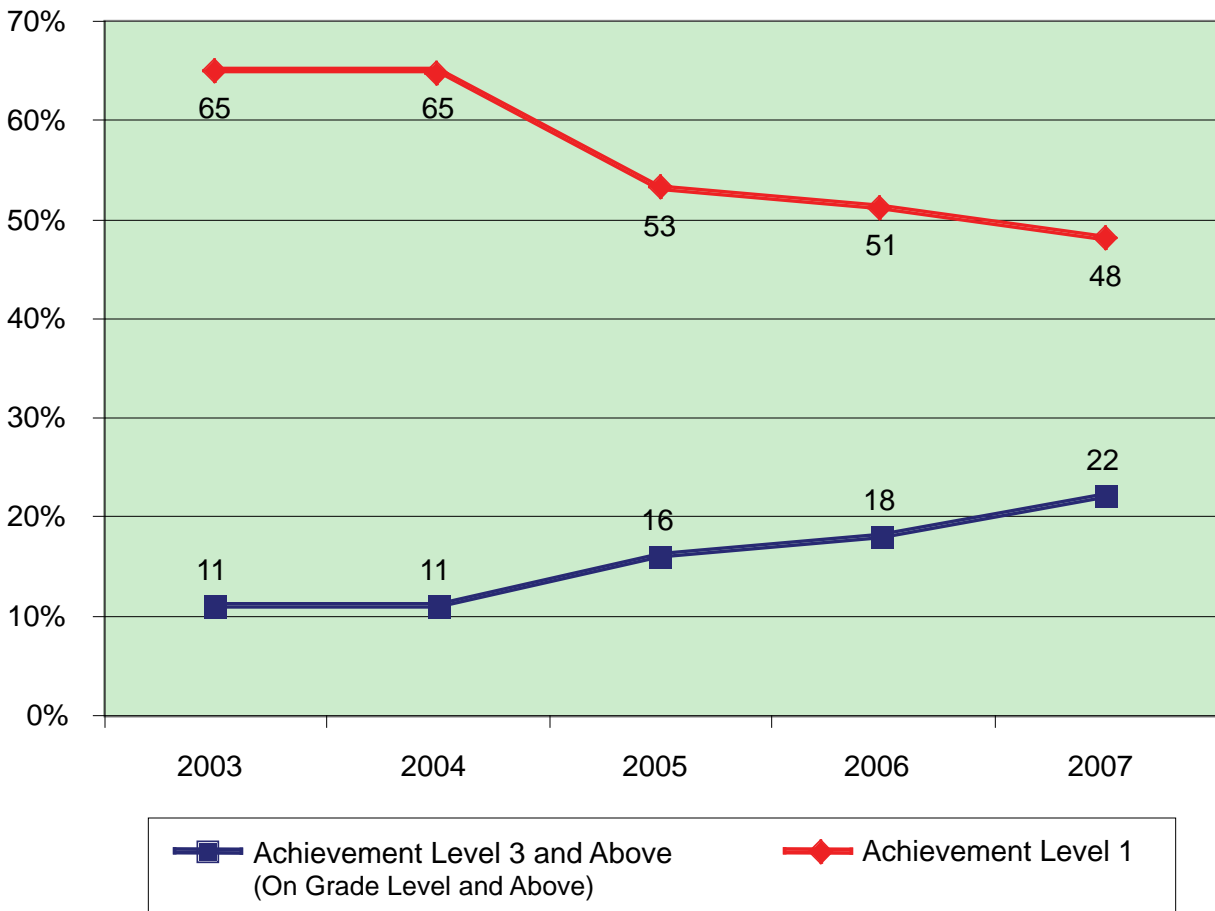
# FCAT Science Achievement Level 1 Grade 11



In 2007, 18 percent of White students in Grade 11 were performing at Achievement Level 1 on FCAT Science. This is a decrease from 23 percent in 2005 and 19 percent in 2006. In 2007, 39 percent of Hispanic students in Grade 11 were performing at Achievement Level 1 on FCAT Science. This is a decrease from 46 percent in 2005 and 40 percent in 2006. In 2007, 52 percent of African American students in Grade 11 were performing at Achievement Level 1 on FCAT Science. This is a decrease from 62 percent in 2005 and 53 percent in 2006.

Source: Florida Department of Education, May 2007

## FCAT Science by Achievement Level Students With Disabilities Grade 5

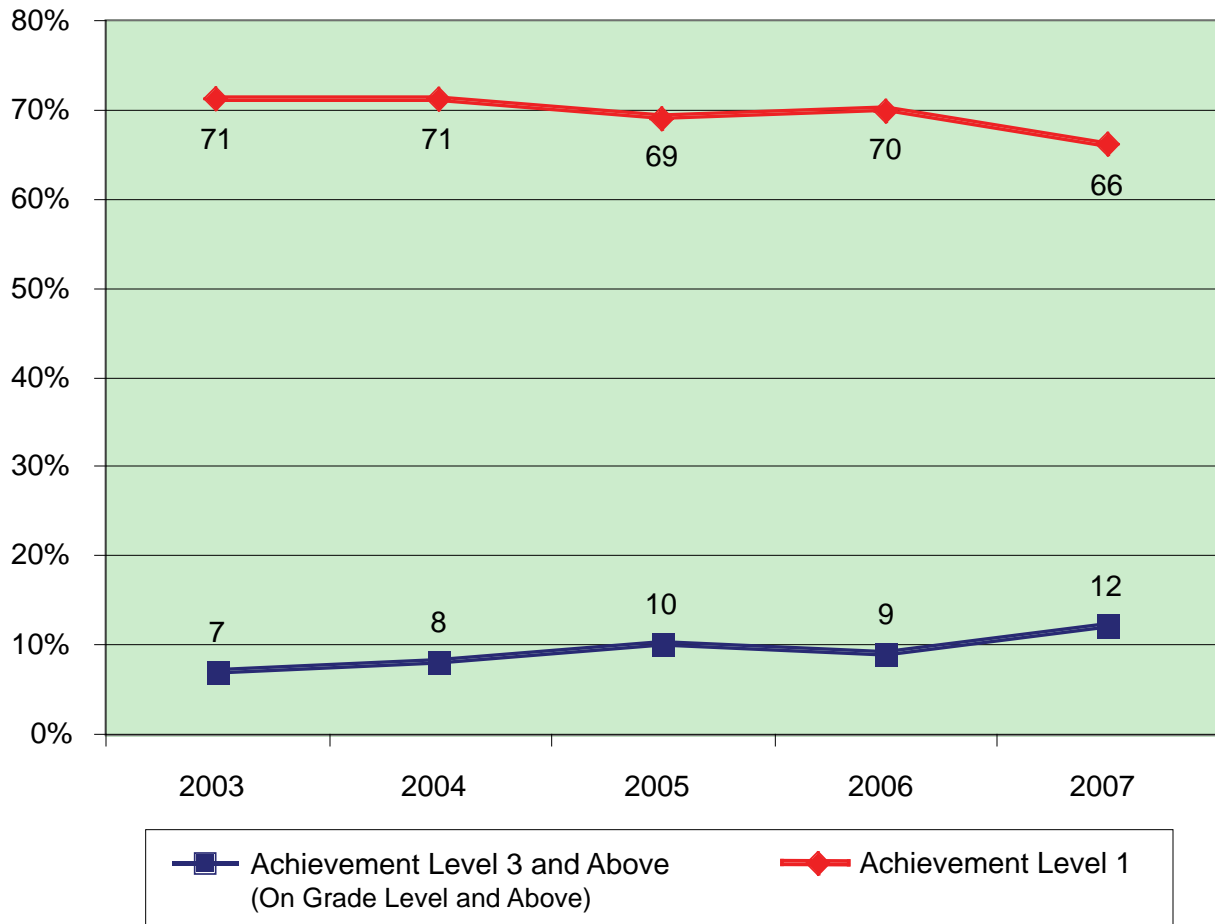


In 2007, 22 percent of Students With Disabilities in Grade 5 were performing at or above Achievement Level 3 (on grade level and above) on FCAT Science. This is an increase from 11 percent in 2003, 11 percent in 2004, 16 percent in 2005, and 18 percent in 2006. In 2007, 48 percent of Students With Disabilities in Grade 5 were performing at Achievement Level 1 on FCAT Science. This is a decrease from 65 percent in 2003, 65 percent in 2004, 53 percent in 2005, and 51 percent in 2006.

\*Students With Disabilities (SWD) includes students determined eligible for special education and related services who are receiving services based on an individual education plan.

Source: Florida Department of Education, May 2007

# FCAT Science by Achievement Level Students With Disabilities Grade 8

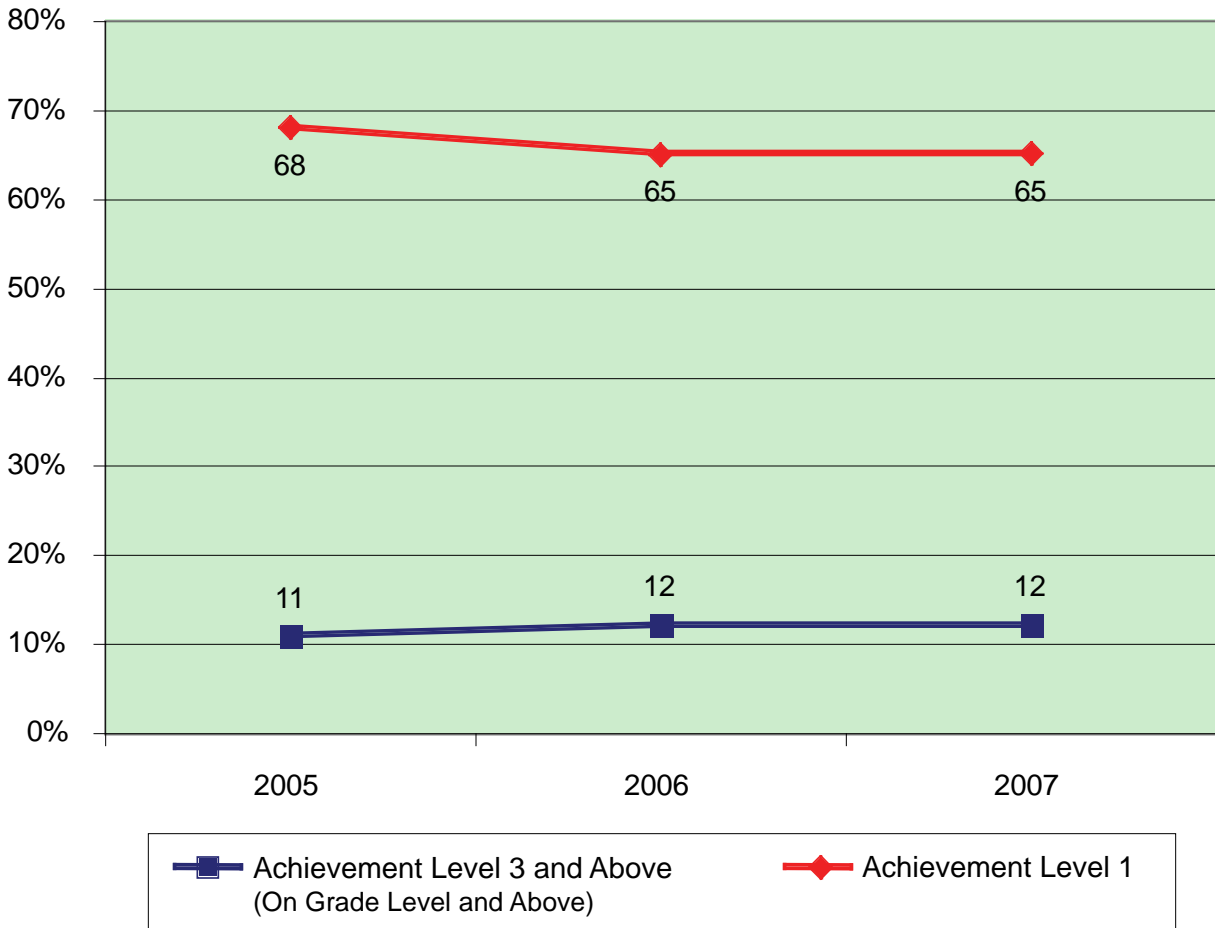


In 2007, 12 percent of Students With Disabilities in Grade 8 were performing at or above Achievement Level 3 (on grade level and above) on FCAT Science. This is an increase from 7 percent in 2003, 8 percent in 2004, 10 percent in 2005, and 9 percent in 2006. In 2007, 66 percent of Students With Disabilities in Grade 8 were performing at Achievement Level 1 on FCAT Science. This is a decrease from 71 percent in 2003, 71 percent in 2004, 69 percent in 2005, and 70 percent in 2006.

\*Students With Disabilities (SWD) includes students determined eligible for special education and related services who are receiving services based on an individual education plan.

Source: Florida Department of Education, May 2007

## FCAT Science by Achievement Level Students With Disabilities Grade 11

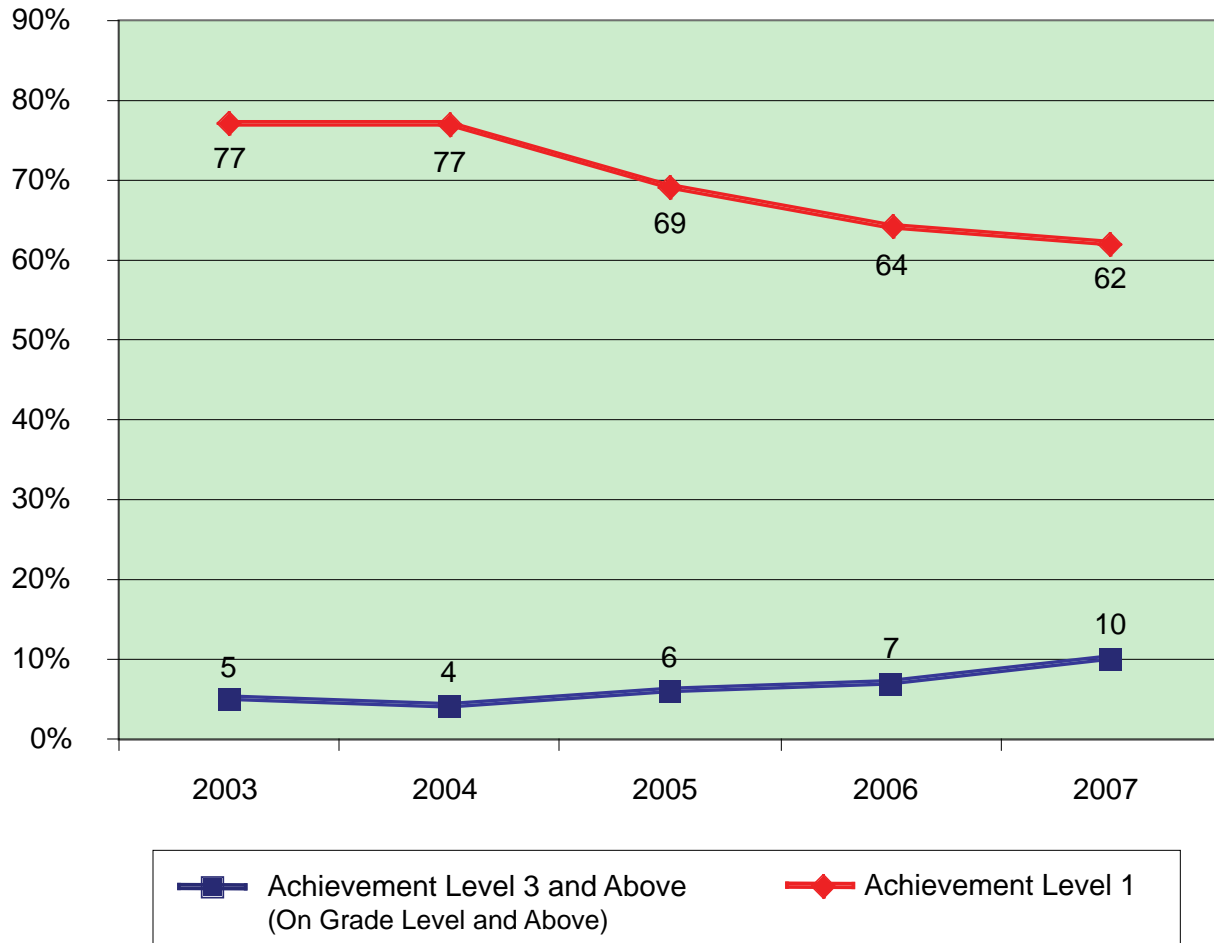


In 2007, 12 percent of Students With Disabilities in Grade 11 were performing at or above Achievement Level 3 (on grade level and above) on FCAT Science. This is an increase from 11 percent in 2005 and is equal to 12 percent in 2006. In 2007, 65 percent of Students With Disabilities in Grade 11 were performing at Achievement Level 1 on FCAT Science. This is a decrease from 68 percent in 2005 and is equal to 65 percent in 2006.

\*Students With Disabilities (SWD) includes students determined eligible for special education and related services who are receiving services based on an individual education plan.

Source: Florida Department of Education, May 2007

# FCAT Science by Achievement Level English Language Learners Grade 5

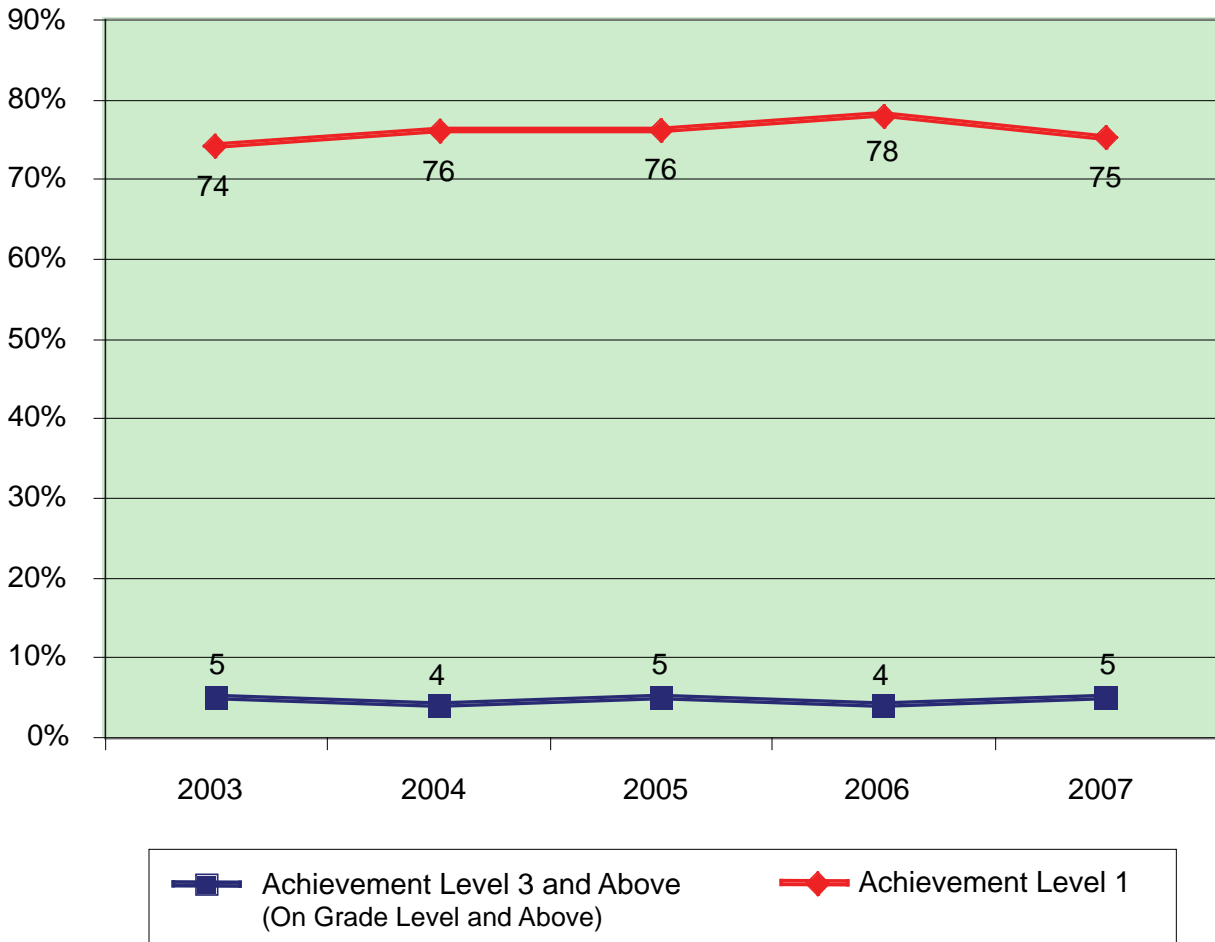


In 2007, 10 percent of English Language Learners in Grade 5 were performing at or above Achievement Level 3 (on grade level and above) on FCAT Science. This is an increase from 5 percent in 2003, 4 percent in 2004, 6 percent in 2005, and 7 percent in 2006. In 2007, 62 percent of English Language Learners in Grade 5 were performing at Achievement Level 1 on FCAT Science. This is a decrease from 77 percent in 2003, 77 percent in 2004, 69 percent in 2005, and 64 percent in 2006.

\*English Language Learners (ELLs), formerly referred to as Limited English Proficient (LEP) students, includes students enrolled in classes specifically designed to increase their academic and language proficiency.

Source: Florida Department of Education, May 2007

# FCAT Science by Achievement Level English Language Learners Grade 8

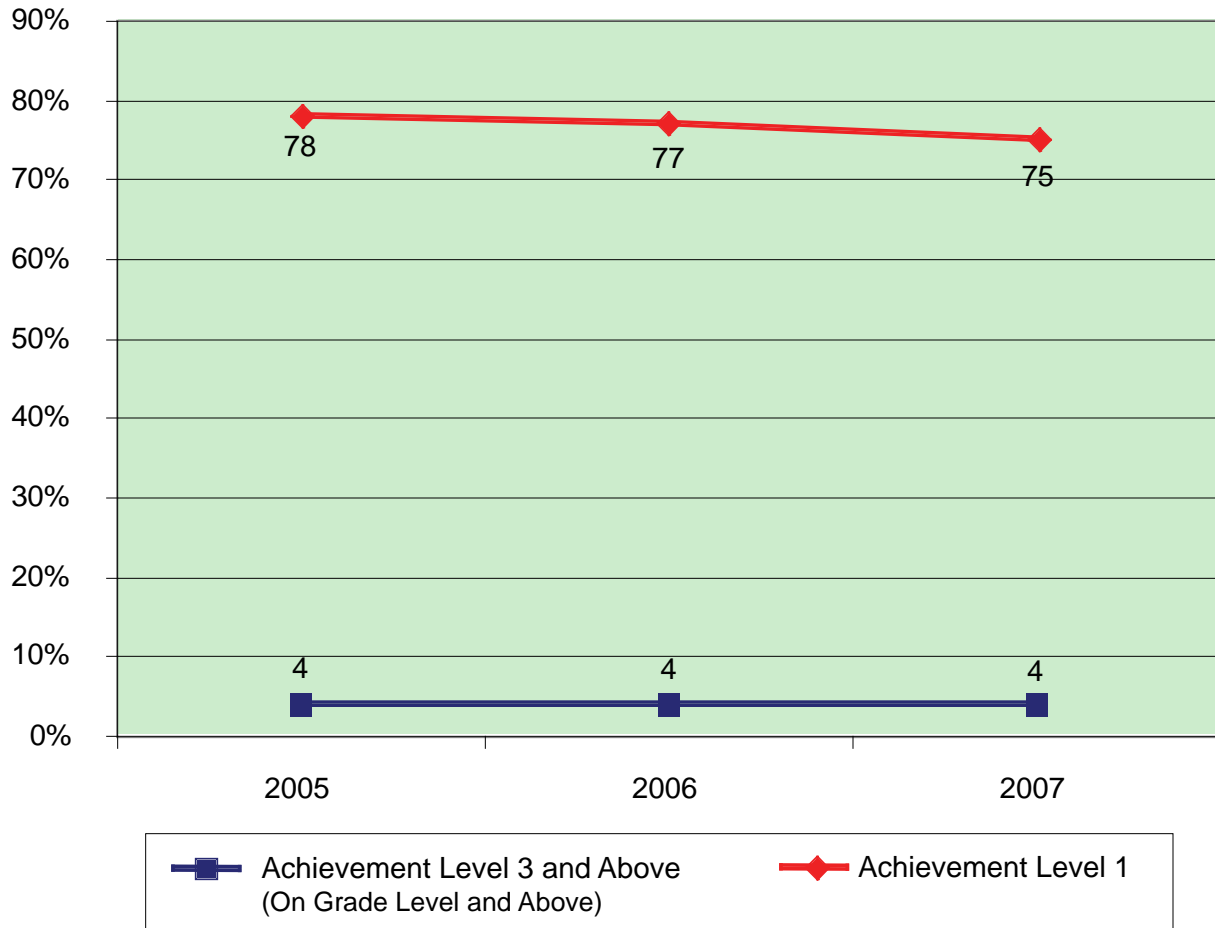


In 2007, 5 percent of English Language Learners in Grade 8 were performing at or above Achievement Level 3 (on grade level and above) on FCAT Science. This is equal to 5 percent in 2003, an increase from 4 percent in 2004, equal to 5 percent in 2005, and an increase from 4 percent in 2006. In 2007, 75 percent of English Language Learners in Grade 8 were performing at Achievement Level 1 on FCAT Science. This is an increase from 74 percent in 2003 and a decrease from 76 percent in 2004, 76 percent in 2005, and 78 percent in 2006.

\*English Language Learners (ELLs), formerly referred to as Limited English Proficient (LEP) students, includes students enrolled in classes specifically designed to increase their academic and language proficiency.

Source: Florida Department of Education, May 2007

# FCAT Science by Achievement Level English Language Learners Grade 11



In 2007, 4 percent of English Language Learners in Grade 11 were performing at or above Achievement Level 3 (on grade level and above) on FCAT Science. This is equal to 4 percent in 2005 and 4 percent in 2006. In 2007, 75 percent of English Language Learners in Grade 11 were performing at Achievement Level 1 on FCAT Science. This is a decrease from 78 percent in 2005 and 77 percent in 2006.

\*English Language Learners (ELLs), formerly referred to as Limited English Proficient (LEP) students, includes students enrolled in classes specifically designed to increase their academic and language proficiency.

Source: Florida Department of Education, May 2007