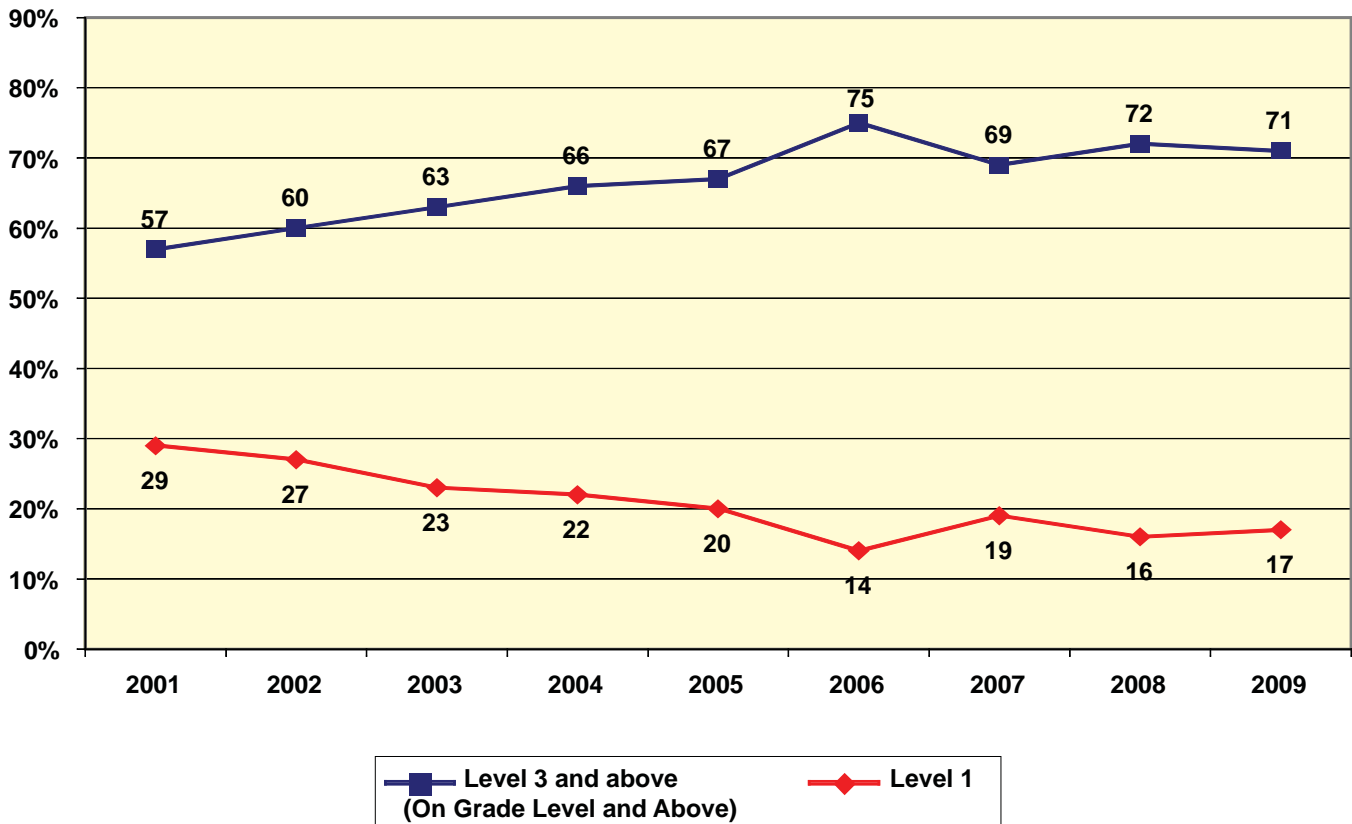


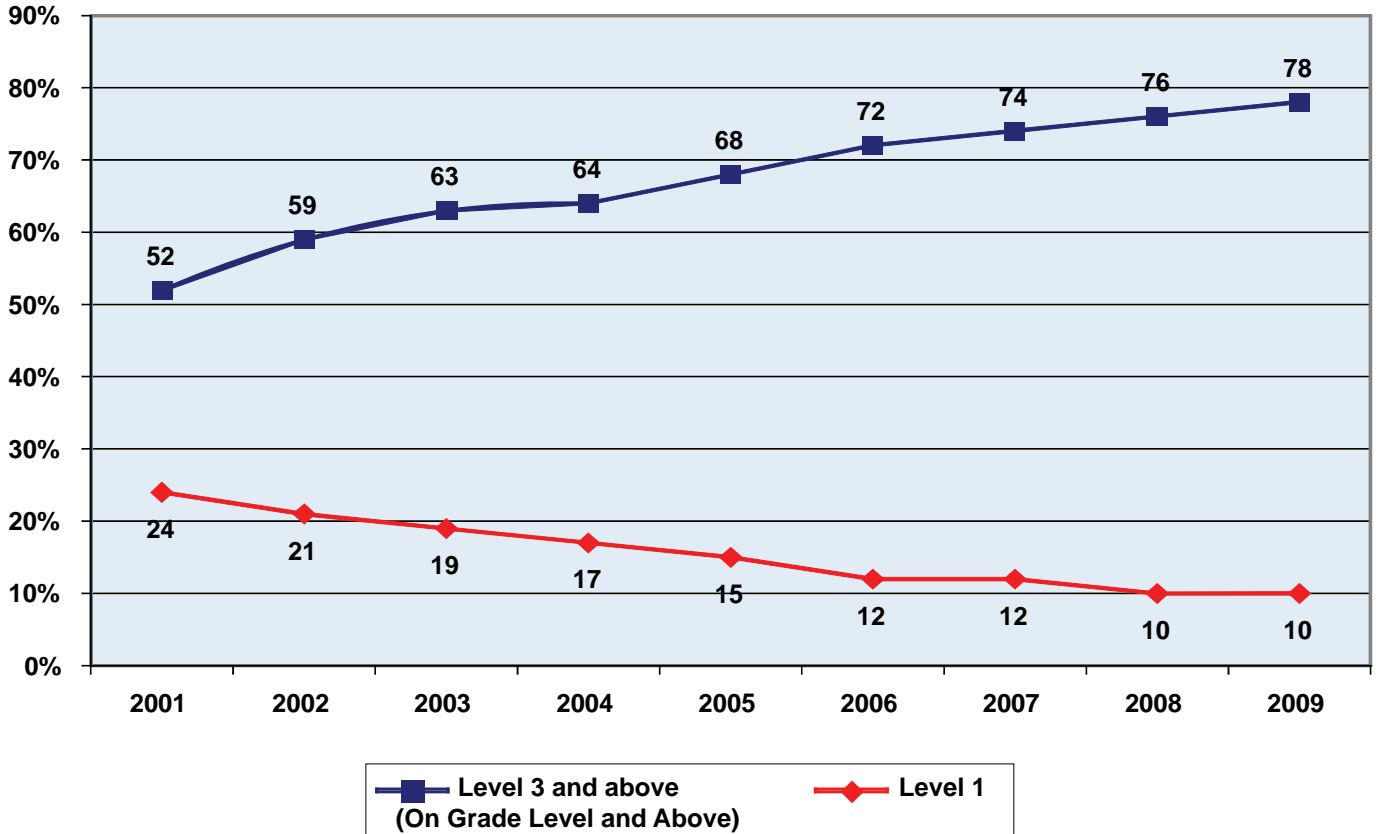
FCAT Reading by Achievement Level Grade 3



In 2009, 71 percent of all students in Grade 3 were performing at or above Achievement Level 3 (on grade level and above) on FCAT Reading. This represents an increase from 57 percent in 2001, 60 percent in 2002, 63 percent in 2003, 66 percent in 2004, 67 percent in 2005, a decrease from 75 percent in 2006, an increase from 69 percent in 2007, and a decrease from 72 percent in 2008, for a total increase of 14 percentage points since 2001. In 2009, 17 percent of all students in Grade 3 were performing at Achievement Level 1 on FCAT Reading. This represents a decrease from 29 percent in 2001, 27 percent in 2002, 23 percent in 2003, 22 percent in 2004, 20 percent in 2005, an increase from 14 percent in 2006, a decrease from 19 percent in 2007, and an increase from 16 percent in 2008, for a total decrease of 12 percentage points since 2001.

Source: K20 Education Data Warehouse
Florida Department of Education, May 2009

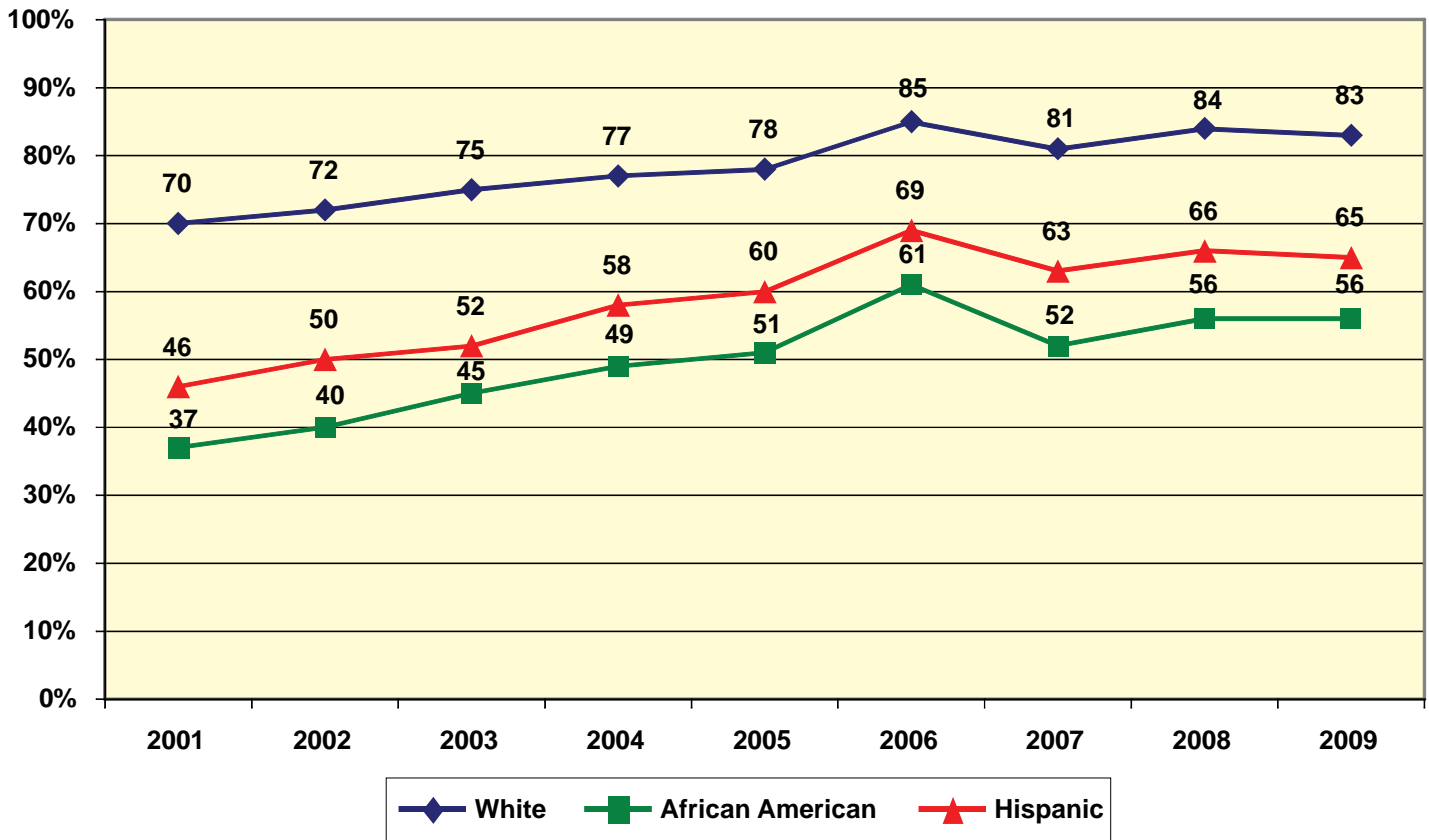
FCAT Mathematics by Achievement Level Grade 3



In 2009, 78 percent of all students in Grade 3 were performing at or above Achievement Level 3 (on grade level and above) on FCAT Mathematics. This represents an increase from 52 percent in 2001, 59 percent in 2002, 63 percent in 2003, 64 percent in 2004, 68 percent in 2005, 72 percent in 2006, 74 percent in 2007, and 76 percent in 2008, for a total increase of 26 percentage points since 2001. In 2009, 10 percent of all students in Grade 3 performed at Achievement Level 1 on FCAT Mathematics. This represents a decrease from 24 percent in 2001, 21 percent in 2002, 19 percent in 2003, 17 percent in 2004, 15 percent in 2005, 12 percent in 2006, 12 percent in 2007, and is equal to 10 percent in 2008, for a total decrease of 14 percentage points since 2001.

Source: K20 Education Data Warehouse
Florida Department of Education, May 2009

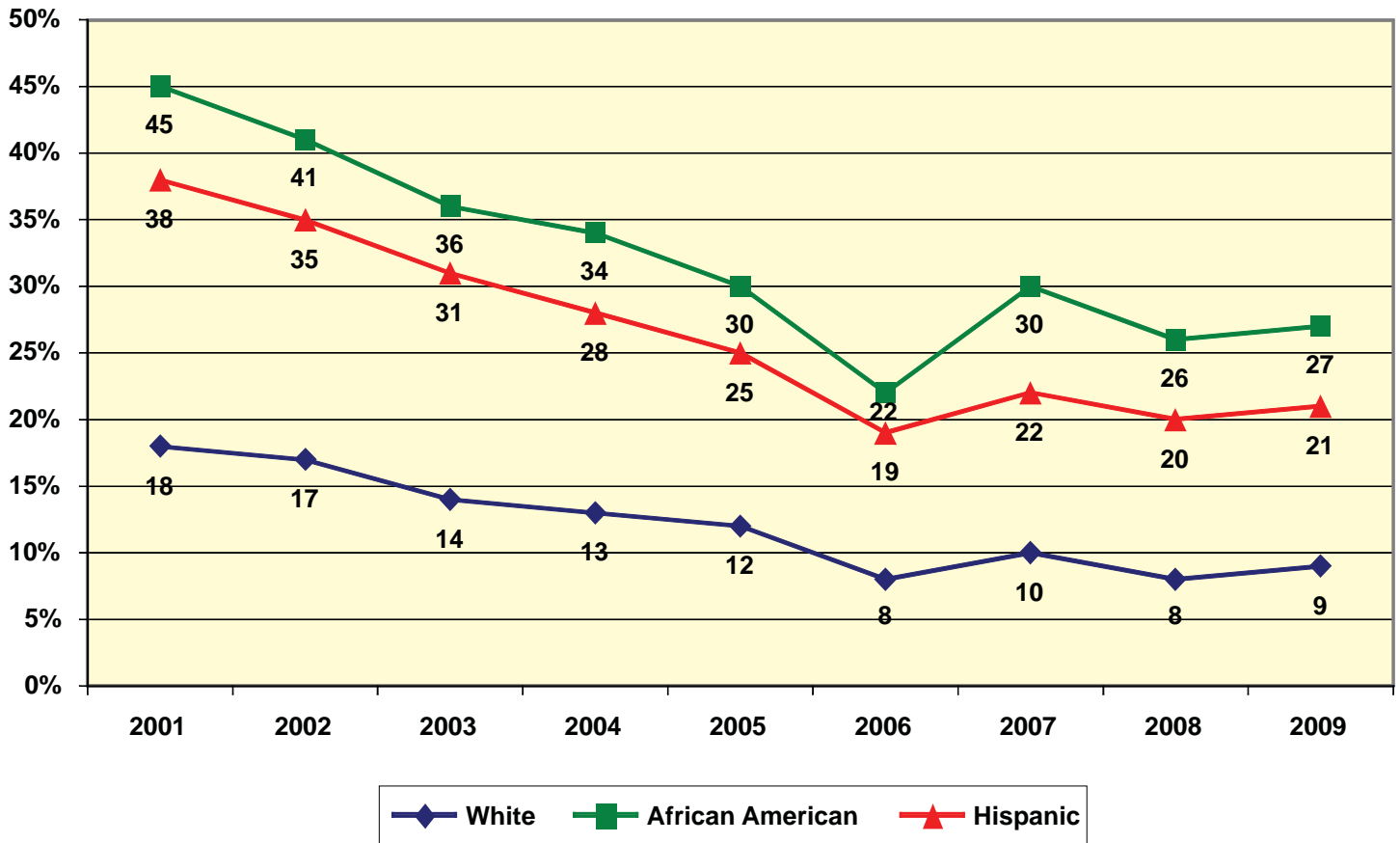
FCAT Reading Achievement Level 3 and Above (On Grade Level and Above) Grade 3



In 2009, 83 percent of White students in Grade 3 were performing at or above Achievement Level 3 (on grade level and above) on FCAT Reading. This represents an increase from 70 percent in 2001, 72 percent in 2002, 75 percent in 2003, 77 percent in 2004, 78 percent in 2005, a decrease from 85 percent in 2006, an increase from 81 percent in 2007, and a decrease from 84 percent in 2008, for a total increase of 13 percentage points since 2001. In 2009, 65 percent of Hispanic students in Grade 3 were performing at or above Achievement Level 3 (on grade level and above) on FCAT Reading. This represents an increase from 46 percent in 2001, 50 percent in 2002, 52 percent in 2003, 58 percent in 2004, 60 percent in 2005, a decrease from 69 percent in 2006, an increase from 63 percent in 2007, and a decrease from 66 percent in 2008, for a total increase of 19 percentage points since 2001. In 2009, 56 percent of African American students in Grade 3 were performing at or above Achievement Level 3 (on grade level and above) on FCAT Reading. This represents an increase from 37 percent in 2001, 40 percent in 2002, 45 percent in 2003, 49 percent in 2004, 51 percent in 2005, a decrease from 61 percent in 2006, an increase from 52 percent in 2007, and is equal to 56 percent in 2008, for a total increase of 19 percentage points since 2001.

Source: K20 Education Data Warehouse
Florida Department of Education, May 2009

FCAT Reading Achievement Level 1 Grade 3

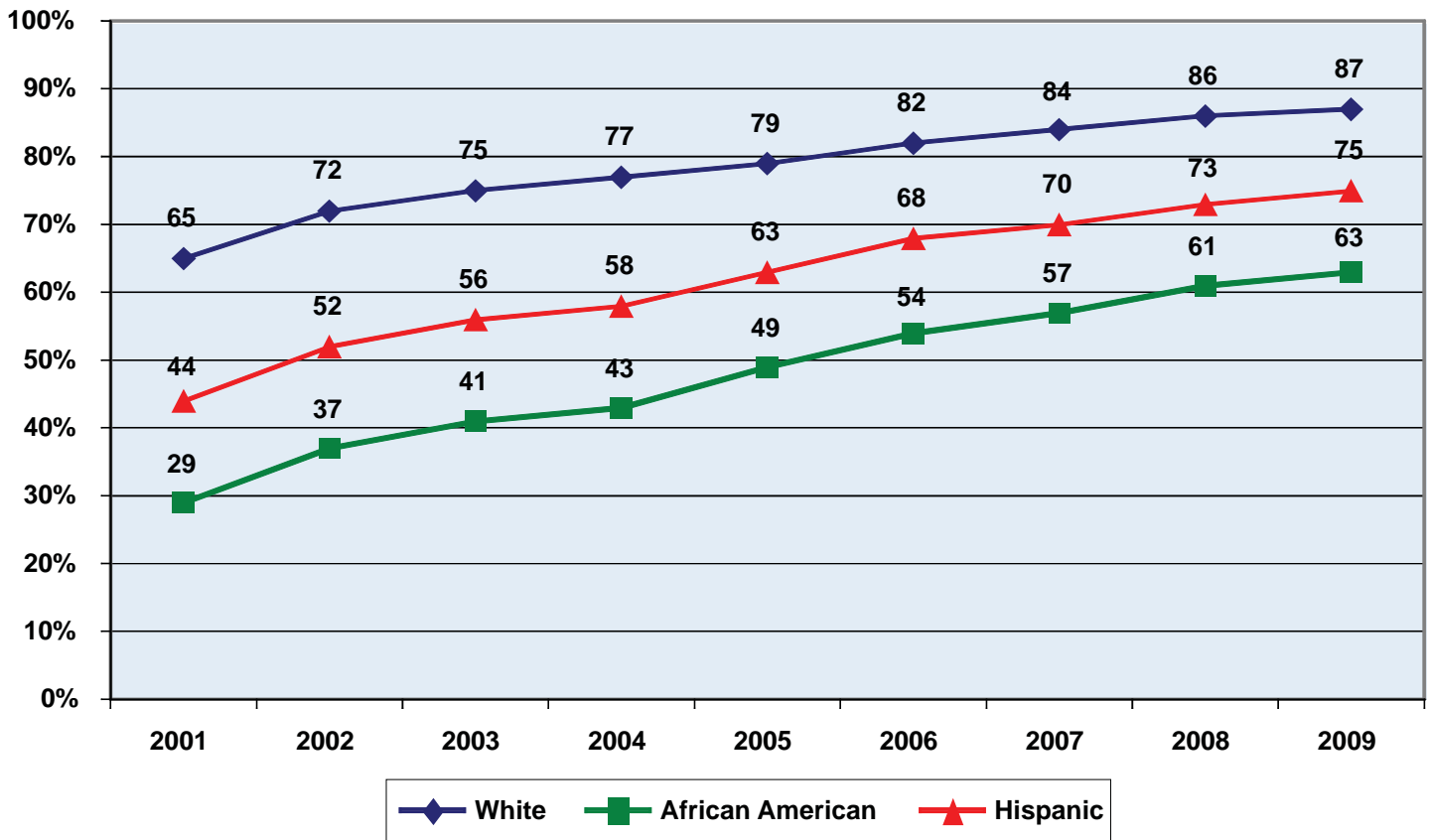


In 2009, 9 percent of White students in Grade 3 were performing at Achievement Level 1 on FCAT Reading. This represents a decrease from 18 percent in 2001, 17 percent in 2002, 14 percent in 2003, 13 percent in 2004, 12 percent in 2005, an increase from 8 percent in 2006, a decrease from 10 percent in 2007, and an increase from 8 percent in 2008, for a total decrease of 9 percentage points since 2001. In 2009, 21 percent of Hispanic students in Grade 3 were performing at Achievement Level 1 on FCAT Reading. This represents a decrease from 38 percent in 2001, 35 percent in 2002, 31 percent in 2003, 28 percent in 2004, 25 percent in 2005, an increase from 19 percent in 2006, a decrease from 22 percent in 2007, and an increase from 20 percent in 2008, for a total decrease of 17 percentage points since 2001. In 2009, 27 percent of African American students in Grade 3 were performing at Achievement Level 1 on FCAT Reading. This represents a decrease from 45 percent in 2001, 41 percent in 2002, 36 percent in 2003, 34 percent in 2004, 30 percent in 2005, an increase from 22 percent in 2006, a decrease from 30 percent in 2007, and an increase from 26 percent in 2008, for a total decrease of 18 percentage points since 2001.

Source: K20 Education Data Warehouse
Florida Department of Education, May 2009



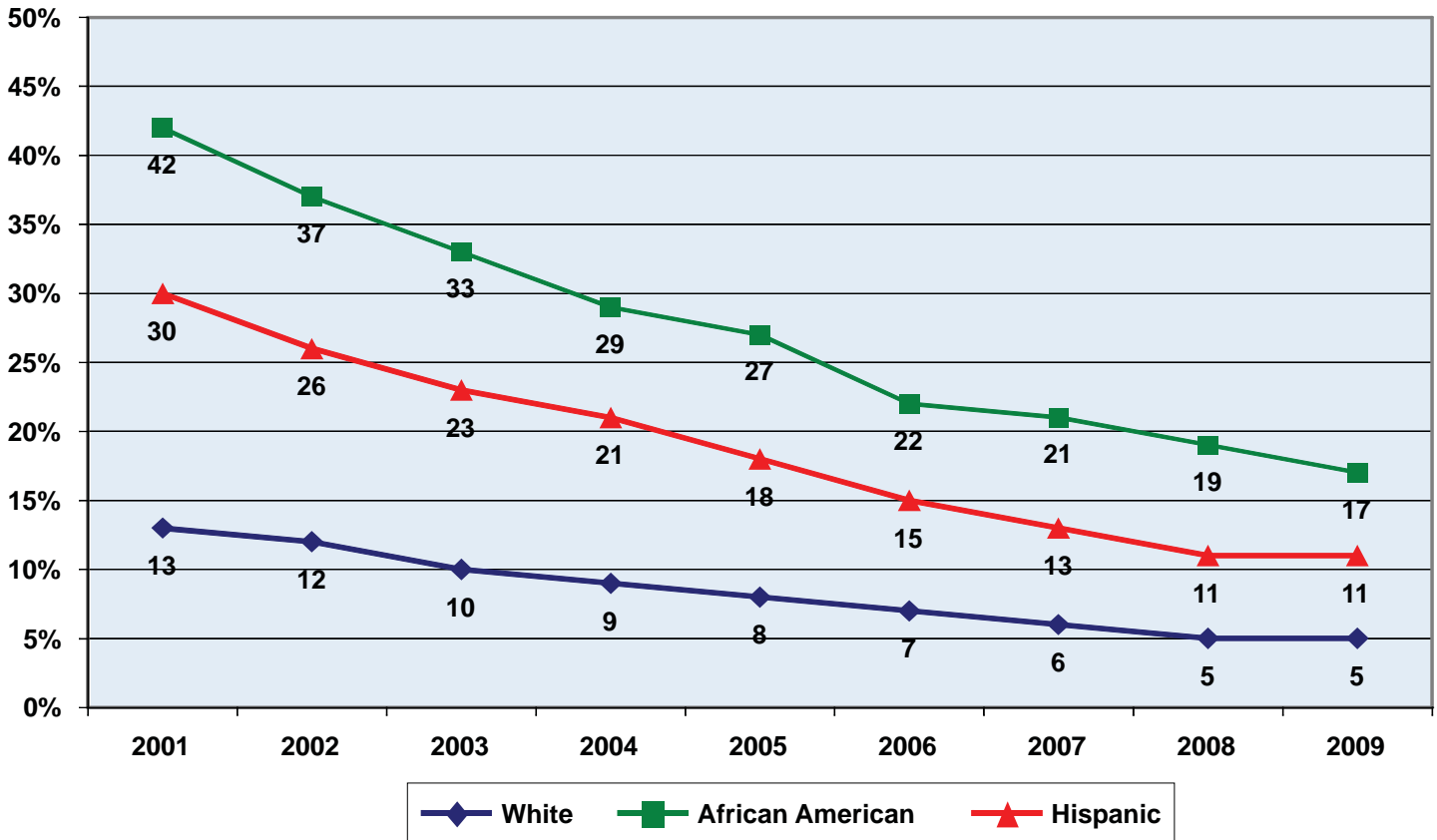
FCAT Mathematics Achievement Level 3 and Above (On Grade Level and Above) Grade 3



In 2009, 87 percent of White students in Grade 3 were performing at or above Achievement Level 3 (on grade level and above) on FCAT Mathematics. This represents an increase from 65 percent in 2001, 72 percent in 2002, 75 percent in 2003, 77 percent in 2004, 79 percent in 2005, 82 percent in 2006, 84 percent in 2007, and 86 percent in 2008, for a total increase of 22 percentage points since 2001. In 2009, 75 percent of Hispanic students in Grade 3 were performing at or above Achievement Level 3 (on grade level and above) on FCAT Mathematics. This represents an increase from 44 percent in 2001, 52 percent in 2002, 56 percent in 2003, 58 percent in 2004, 63 percent in 2005, 68 percent in 2006, 70 percent in 2007, and 73 percent in 2008, for a total increase of 31 percentage points since 2001. In 2009, 63 percent of African American students in Grade 3 scored at or above Achievement Level 3 (on grade level and above) on FCAT Mathematics. This represents an increase from 29 percent in 2001, 37 percent in 2002, 41 percent in 2003, 43 percent in 2004, 49 percent in 2005, 54 percent in 2006, 57 percent in 2007, and 61 percent in 2008, for a total increase of 34 percentage points since 2001.

Source: K20 Education Data Warehouse
Florida Department of Education, May 2009

FCAT Mathematics Achievement Level 1 Grade 3

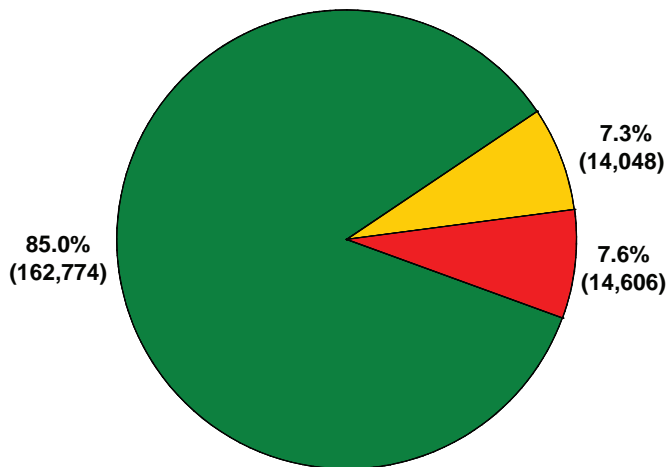


In 2009, 5 percent of White students in Grade 3 were performing at Achievement Level 1 on FCAT Mathematics. This represents a decrease from 13 percent in 2001, 12 percent in 2002, 10 percent in 2003, 9 percent in 2004, 8 percent in 2005, 7 percent in 2006, 6 percent in 2007, and is equal to 5 percent in 2008, for a total decrease of 8 percentage points since 2001. In 2009, 11 percent of Hispanic students in Grade 3 were performing at Achievement Level 1 on FCAT Mathematics. This represents a decrease from 30 percent in 2001, 26 percent in 2002, 23 percent in 2003, 21 percent in 2004, 18 percent in 2005, 15 percent in 2006, 13 percent in 2007, and is equal to 11 percent in 2008, for a total decrease of 19 percentage points since 2001. In 2009, 17 percent of African American students in Grade 3 were performing at Achievement Level 1 on FCAT Mathematics. This represents a decrease from 42 percent in 2001, 37 percent in 2002, 33 percent in 2003, 29 percent in 2004, 27 percent in 2005, 22 percent in 2006, 21 percent in 2007, and 19 percent in 2008, for a total decrease of 25 percentage points since 2001.

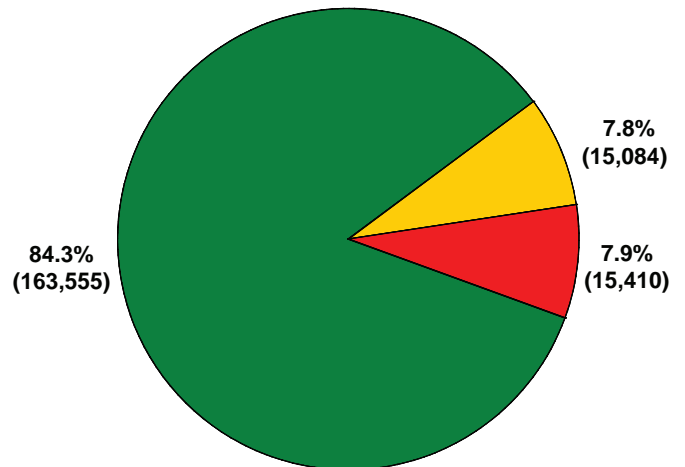
Source: K20 Education Data Warehouse
Florida Department of Education, May 2009

FCAT Reading First-Time Test Takers Grade 3

2008
FCAT Reading
First-Time Test Takers
Grade 3



2009
FCAT Reading
First-Time Test Takers
Grade 3

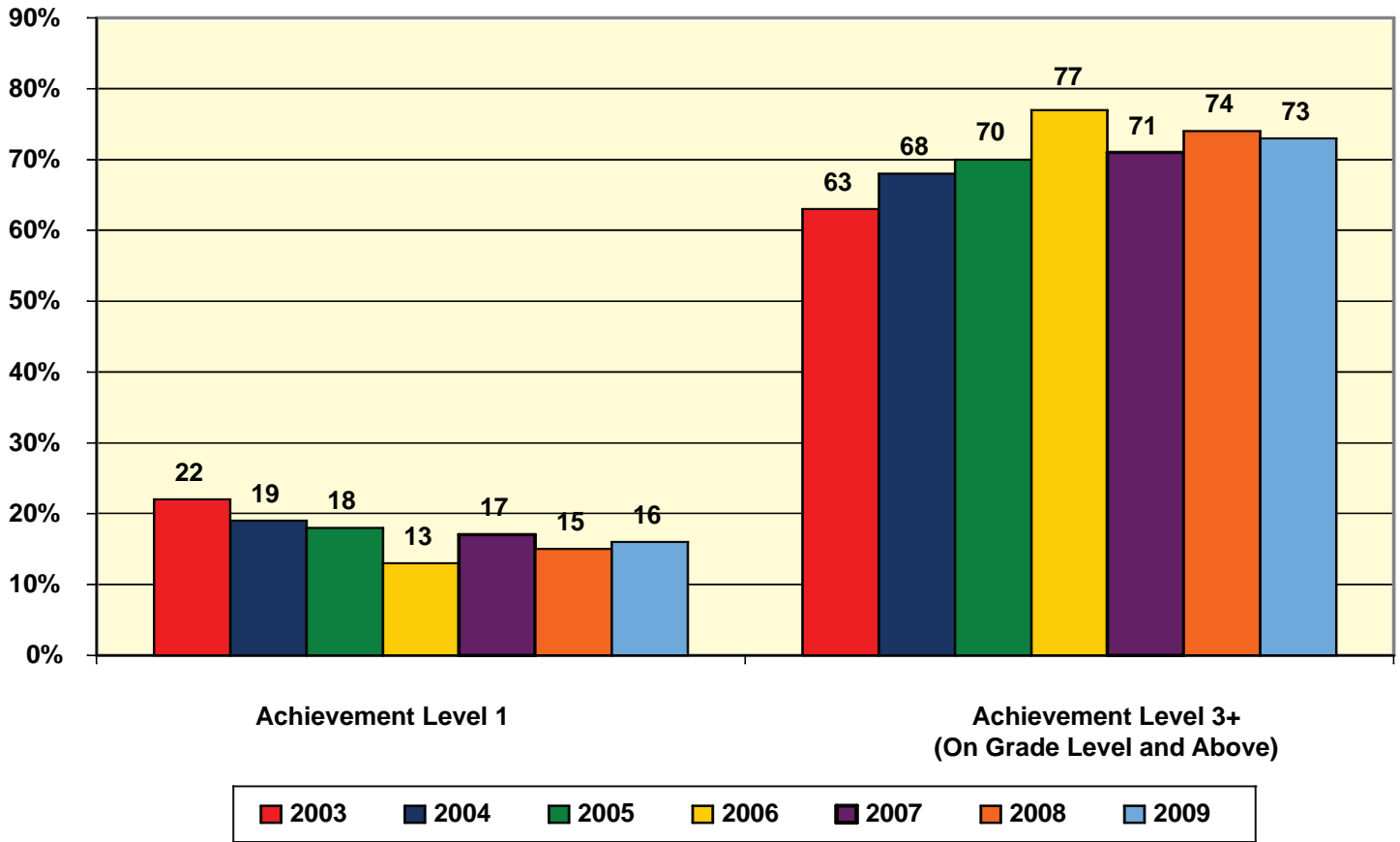


- Performing at or above Achievement Level 2 on FCAT Reading.
- In need of additional remediation, but are eligible for good cause exemption.
- In need of additional remediation, may be eligible for promotion only through alternative assessment or student portfolio good cause exemption.

In 2009, 163,555 students (84.3 percent) in Grade 3 taking FCAT Reading for the first time were performing at or above Achievement Level 2 compared to 162,774 students (85 percent) in 2008. In 2009, 15,084 students (7.8 percent) in Grade 3 taking FCAT Reading for the first time are in need of additional remediation, but are eligible for a good cause exemption compared to 14,048 (7.3 percent) in 2008. In 2009, 15,410 students (7.9 percent) in Grade 3 taking FCAT Reading for the first time are in need of additional remediation and may be eligible for promotion only through alternative assessment or student portfolio good cause exemptions in comparison to 14,606 students (7.6 percent) in 2008.

Source: K20 Education Data Warehouse
Florida Department of Education, May 2009

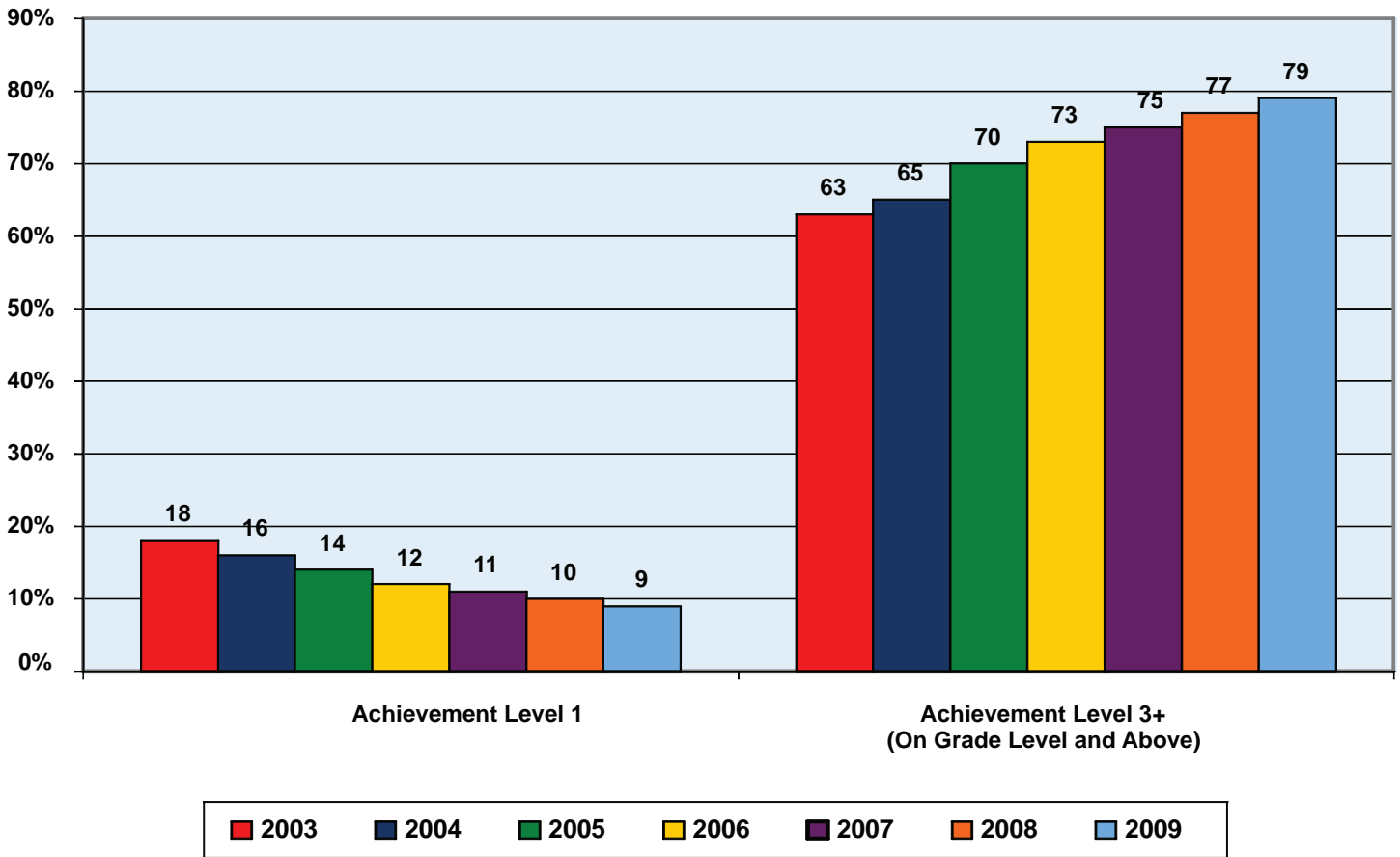
FCAT Reading First-Time Test Takers Achievement Levels 1 & 3 and Above Grade 3



In 2009, 16 percent of students in Grade 3 taking FCAT Reading for the first time were performing at Achievement Level 1. This represents a decrease from 22 percent in 2003, 19 percent in 2004, 18 percent in 2005, an increase from 13 percent in 2006, a decrease from 17 percent in 2007, and an increase from 15 percent in 2008, for a total decrease of 6 percentage points since 2003. In 2009, 73 percent of students in Grade 3 taking FCAT Reading for the first time were performing at or above Achievement Level 3 (on grade level and above). This represents an increase from 63 percent in 2003, 68 percent in 2004, 70 percent in 2005, a decrease from 77 percent in 2006, an increase from 71 percent in 2007, and a decrease from 74 percent in 2008, for a total increase of 10 percentage points since 2003.

Source: K20 Education Data Warehouse
Florida Department of Education, May 2009

FCAT Mathematics First-Time Test Takers Achievement Levels 1 & 3 and Above Grade 3



In 2009, 9 percent of students in Grade 3 taking FCAT Mathematics for the first time were performing at Achievement Level 1. This represents a decrease from 18 percent in 2003, 16 percent in 2004, 14 percent in 2005, 12 percent in 2006, 11 percent in 2007, and 10 percent in 2008, for a total decrease of 9 percentage points since 2003. In 2009, 79 percent of students in Grade 3 taking FCAT Mathematics for the first time were performing at or above Achievement Level 3 (on grade level and above). This represents an increase from 63 percent in 2003, 65 percent in 2004, 70 percent in 2005, 73 percent in 2006, 75 percent in 2007, and 77 percent in 2008, for a total increase of 16 percentage points since 2003.

Source: K20 Education Data Warehouse
Florida Department of Education, May 2009