

May 27, 2010

2010 FCAT
Florida Comprehensive Assessment Test®

Reading and Mathematics Grade 3



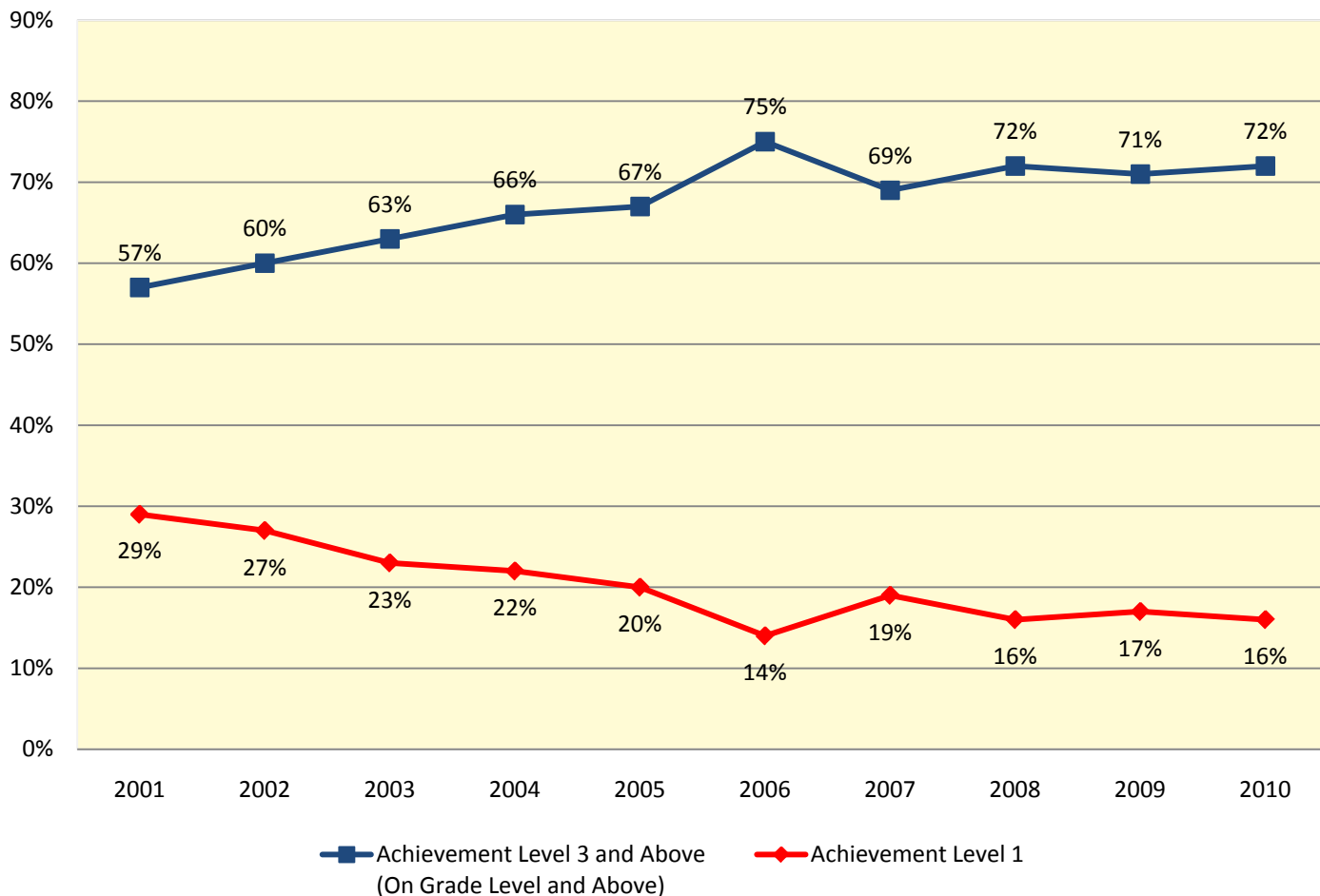
2010 FCAT

Reading and Mathematics

Grade 3

Percentages displayed in this document for 2009 may reflect minor differences from percentages published in last year's press packet. This is because of routine updates made to student demographic data subsequent to last year's FCAT release.

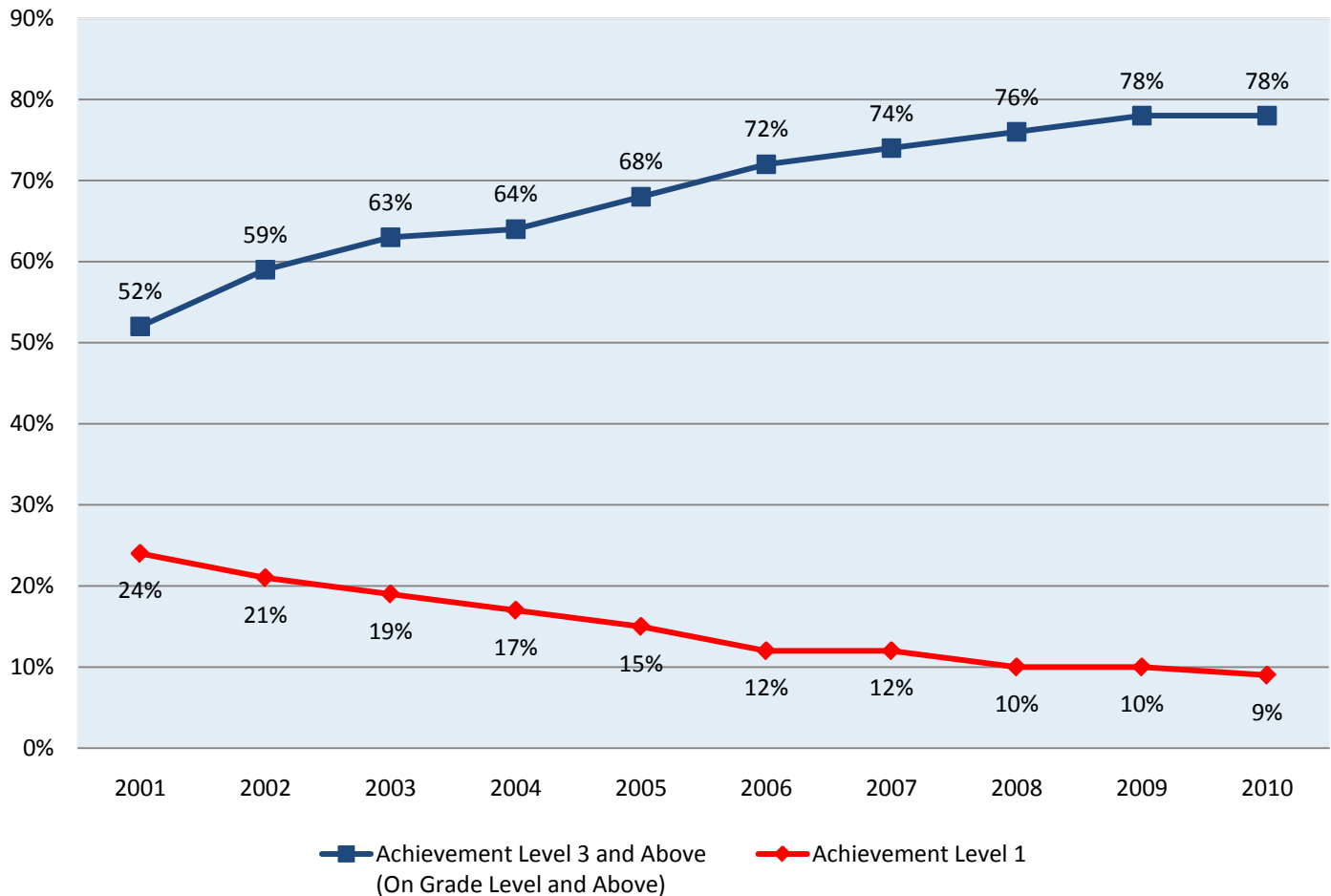
FCAT Reading By Achievement Level Grade 3



In 2010, 72 percent of all students in Grade 3 were performing at or above Achievement Level 3 (on grade level and above) on FCAT Reading. This represents an increase from 57 percent in 2001, 60 percent in 2002, 63 percent in 2003, 66 percent in 2004, 67 percent in 2005, a decrease from 75 percent in 2006, an increase from 69 percent in 2007, is equal to 72 percent in 2008, an increase from 71 percent in 2009 for a total increase of 15 percentage points since 2001. In 2010, 16 percent of all students in Grade 3 were performing at Achievement Level 1 on FCAT Reading. This represents a decrease from 29 percent in 2001, 27 percent in 2002, 23 percent in 2003, 22 percent in 2004, 20 percent in 2005, an increase from 14 percent in 2006, a decrease from 19 percent in 2007, is equal to 16 percent in 2008, and a decrease from 17 percent in 2009 for a total decrease of 13 percentage points since 2001.

Source: K20 Education Data Warehouse
Florida Department of Education, May 2010

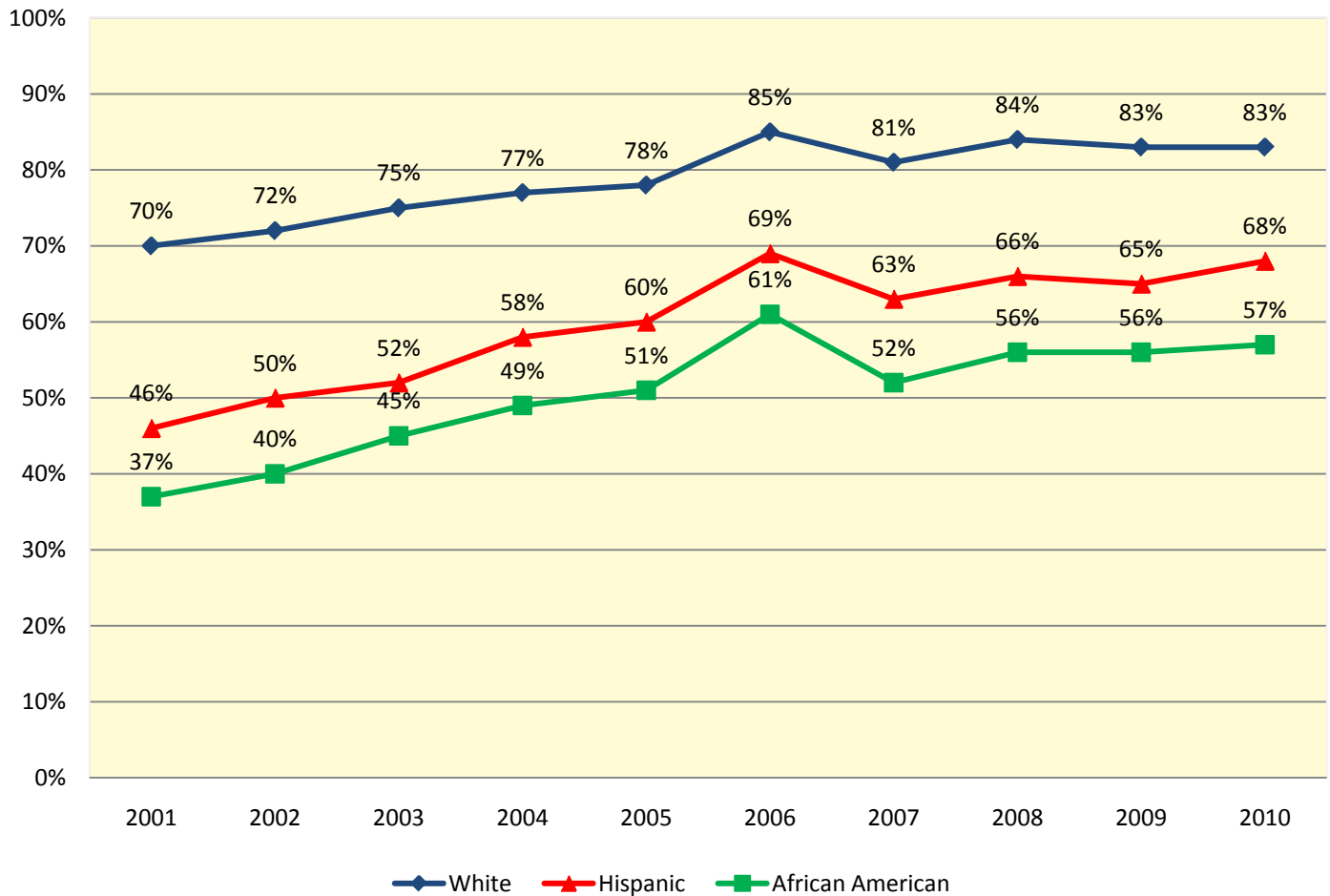
FCAT Mathematics by Achievement Level Grade 3



In 2010, 78 percent of all students in Grade 3 were performing at or above Achievement Level 3 (on grade level and above) on FCAT Mathematics. This represents an increase from 52 percent in 2001, 59 percent in 2002, 63 percent in 2003, 64 percent in 2004, 68 percent in 2005, 72 percent in 2006, 74 percent in 2007, 76 percent in 2008, and is equal to 78 percent in 2009 for a total increase of 26 percentage points since 2001. In 2010, 9 percent of all students in Grade 3 performed at Achievement Level 1 on FCAT Mathematics. This represents a decrease from 24 percent in 2001, 21 percent in 2002, 19 percent in 2003, 17 percent in 2004, 15 percent in 2005, 12 percent in 2006, 12 percent in 2007, 10 percent in 2008, and 10 percent in 2009, for a total decrease of 15 percentage points since 2001.

Source: K20 Education Data Warehouse
Florida Department of Education, May 2010

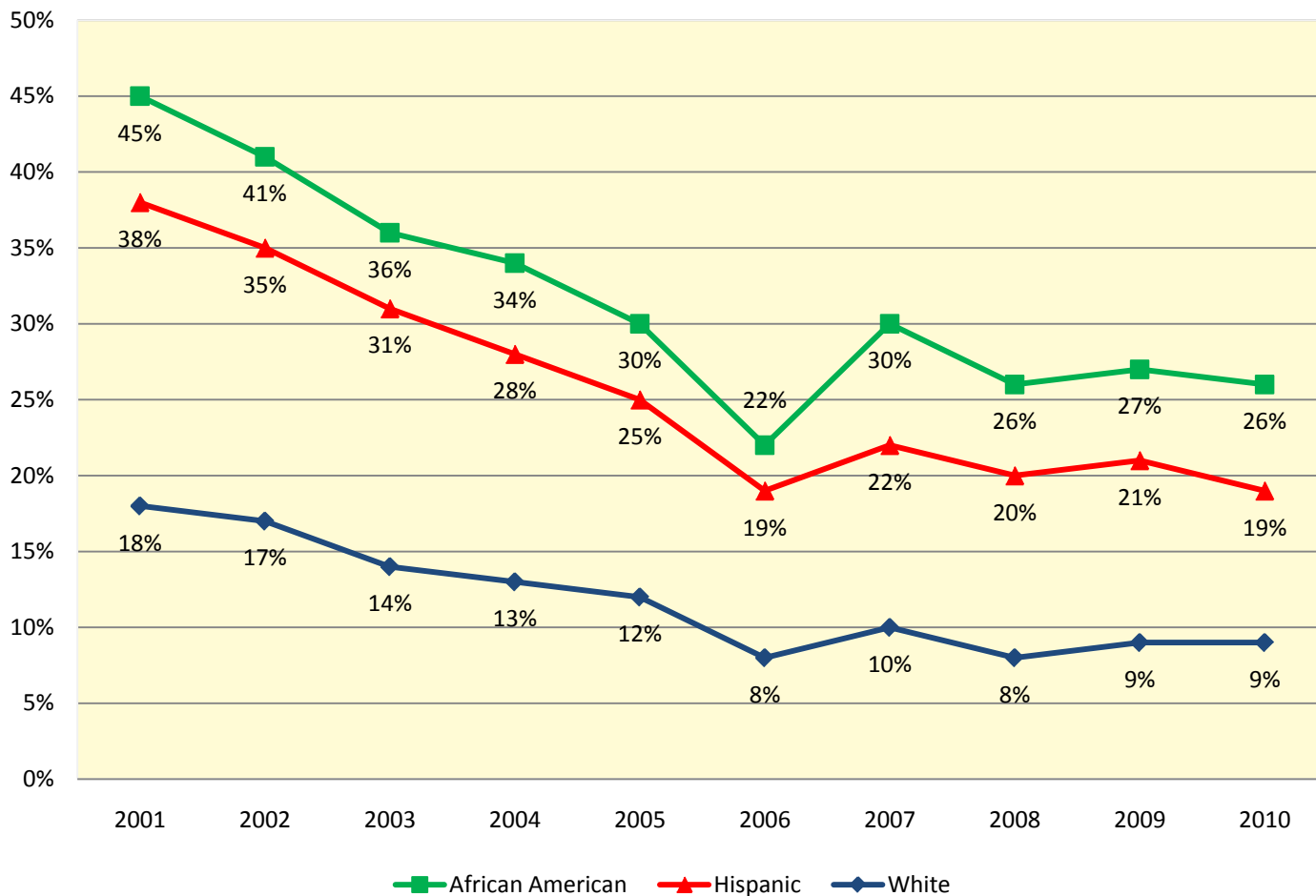
FCAT Reading Achievement Level 3 and Above (On Grade Level and Above) Grade 3



In 2010, 83 percent of White students in Grade 3 were performing at or above Achievement Level 3 (on grade level and above) on FCAT Reading. This represents an increase from 70 percent in 2001, 72 percent in 2002, 75 percent in 2003, 77 percent in 2004, 78 percent in 2005, a decrease from 85 percent in 2006, an increase from 81 percent in 2007, a decrease from 84 percent in 2008, and is equal to 83 percent in 2009 for a total increase of 13 percentage points since 2001. In 2010, 68 percent of Hispanic students in Grade 3 were performing at or above Achievement Level 3 (on grade level and above) on FCAT Reading. This represents an increase from 46 percent in 2001, 50 percent in 2002, 52 percent in 2003, 58 percent in 2004, 60 percent in 2005, a decrease from 69 percent in 2006, an increase from 63 percent in 2007, 66 percent in 2008, and 65 percent in 2009 for a total increase of 22 percentage points since 2001. In 2010, 57 percent of African American students in Grade 3 were performing at or above Achievement Level 3 (on grade level and above) on FCAT Reading. This represents an increase from 37 percent in 2001, 40 percent in 2002, 45 percent in 2003, 49 percent in 2004, 51 percent in 2005, a decrease from 61 percent in 2006, an increase from 52 percent in 2007, 56 percent in 2008, and 56 percent in 2009 for a total increase of 20 percentage points since 2001.

Source: K20 Education Data Warehouse
Florida Department of Education, May 2010

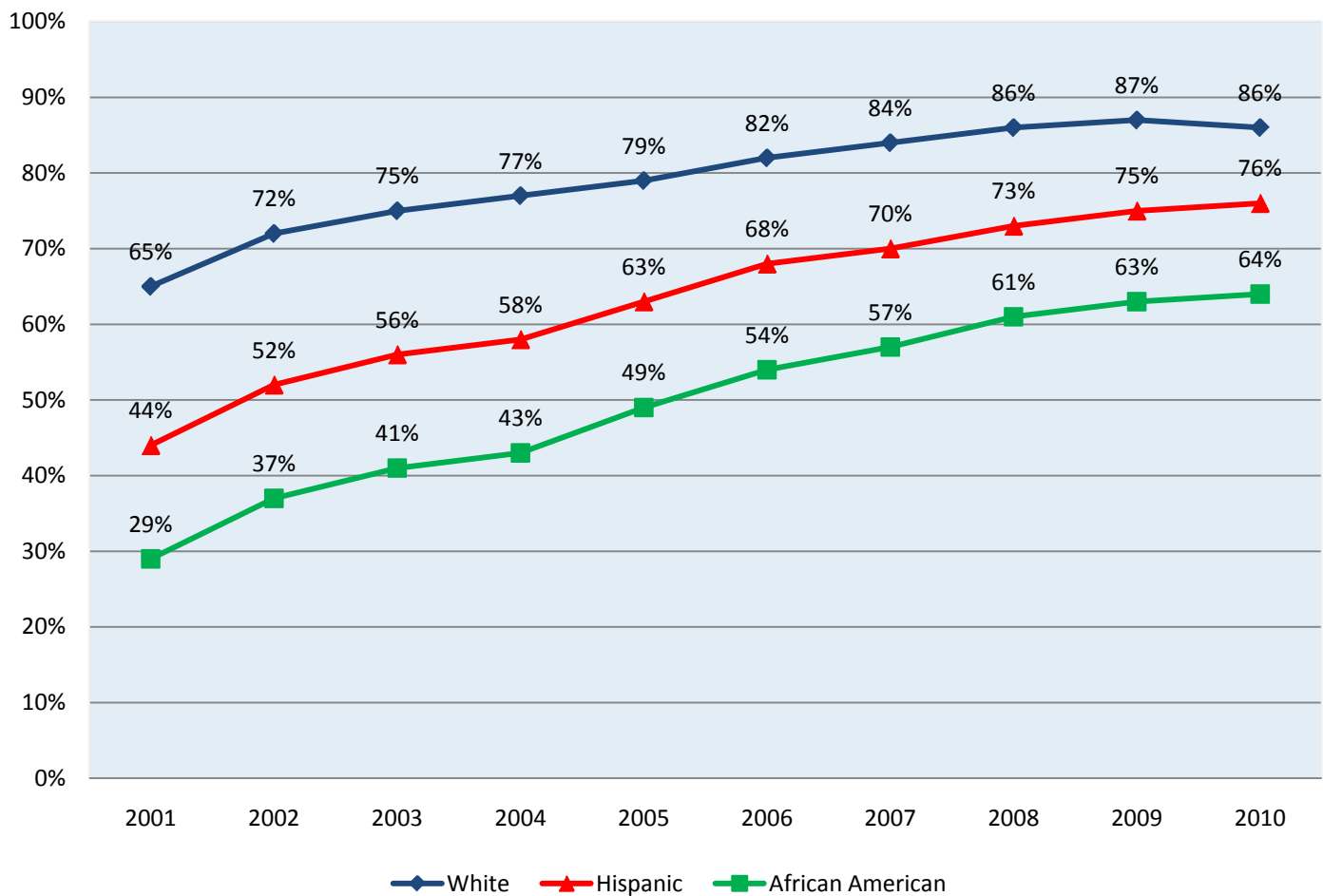
FCAT Reading Achievement Level 1 Grade 3



In 2010, 9 percent of White students in Grade 3 were performing at Achievement Level 1 on FCAT Reading. This represents a decrease from 18 percent in 2001, 17 percent in 2002, 14 percent in 2003, 13 percent in 2004, 12 percent in 2005, an increase from 8 percent in 2006, a decrease from 10 percent in 2007, an increase from 8 percent in 2008, and is equal to 9 percent in 2009 for a total decrease of 9 percentage points since 2001. In 2010, 19 percent of Hispanic students in Grade 3 were performing at Achievement Level 1 on FCAT Reading. This represents a decrease from 38 percent in 2001, 35 percent in 2002, 31 percent in 2003, 28 percent in 2004, 25 percent in 2005, is equal to 19 percent in 2006, a decrease from 22 percent in 2007, 20 percent in 2008, and 21 percent in 2009 for a total decrease of 19 percentage points since 2001. In 2010, 26 percent of African American students in Grade 3 were performing at Achievement Level 1 on FCAT Reading. This represents a decrease from 45 percent in 2001, 41 percent in 2002, 36 percent in 2003, 34 percent in 2004, 30 percent in 2005, an increase from 22 percent in 2006, a decrease from 30 percent in 2007, is equal to 26 percent in 2008, and a decrease from 27 percentage points in 2009 for a total decrease of 19 percentage points since 2001.

Source: K20 Education Data Warehouse
Florida Department of Education, May 2010

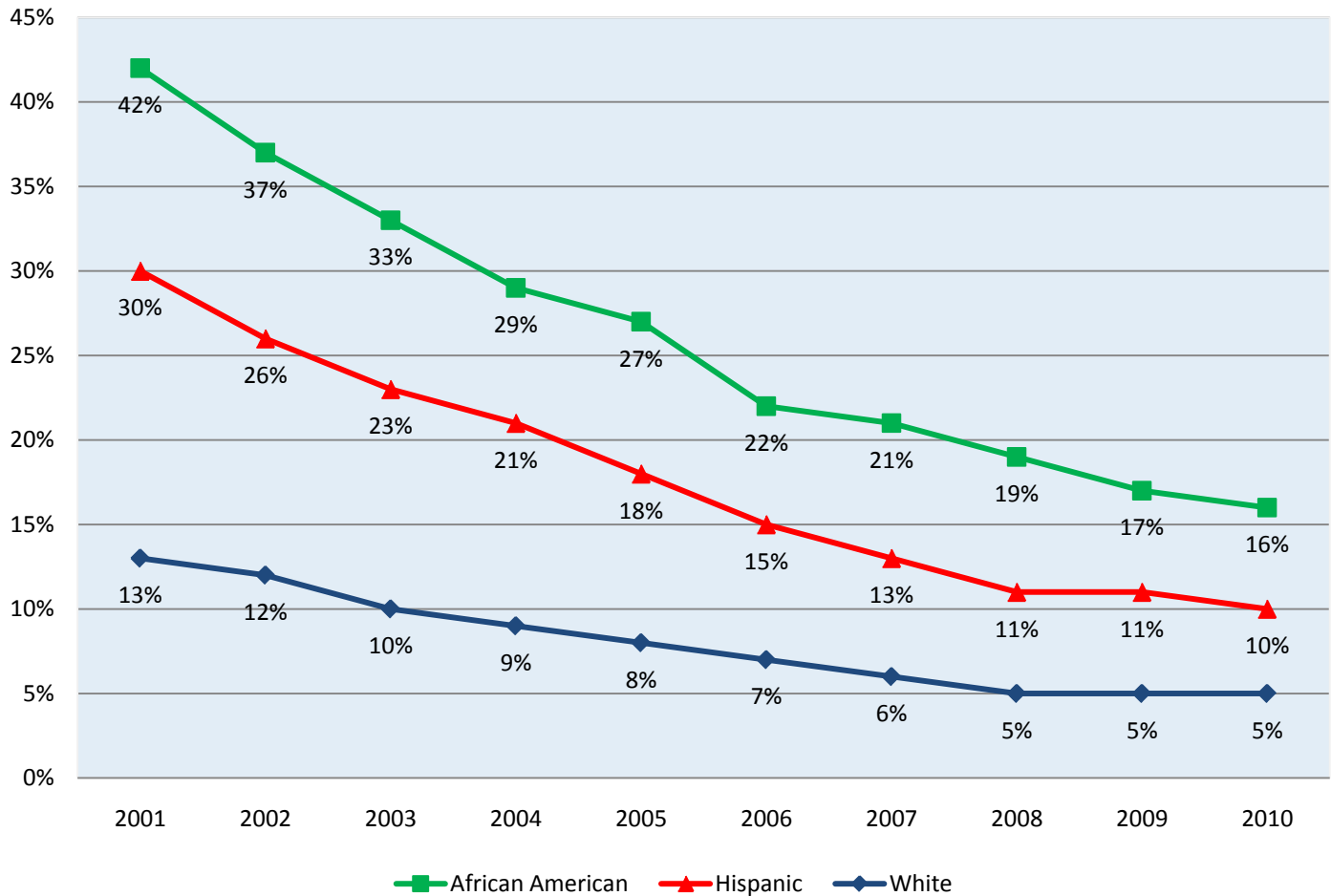
FCAT Mathematics Achievement Level 3 and Above (On Grade Level and Above) Grade 3



In 2010, 86 percent of White students in Grade 3 were performing at or above Achievement Level 3 (on grade level and above) on FCAT Mathematics. This represents an increase from 65 percent in 2001, 72 percent in 2002, 75 percent in 2003, 77 percent in 2004, 79 percent in 2005, 82 percent in 2006, 84 percent in 2007, is equal to 86 percent in 2008, and a decrease from 87 percent in 2009 for a total increase of 21 percentage points since 2001. In 2010, 76 percent of Hispanic students in Grade 3 were performing at or above Achievement Level 3 (on grade level and above) on FCAT Mathematics. This represents an increase from 44 percent in 2001, 52 percent in 2002, 56 percent in 2003, 58 percent in 2004, 63 percent in 2005, 68 percent in 2006, 70 percent in 2007, 73 percent in 2008, and 75 percent in 2009 for a total increase of 32 percentage points since 2001. In 2010, 64 percent of African American students in Grade 3 scored at or above Achievement Level 3 (on grade level and above) on FCAT Mathematics. This represents an increase from 29 percent in 2001, 37 percent in 2002, 41 percent in 2003, 43 percent in 2004, 49 percent in 2005, 54 percent in 2006, 57 percent in 2007, 61 percent in 2008, and 63 percent in 2009 for a total increase of 35 percentage points since 2001.

Source: K20 Education Data Warehouse
Florida Department of Education, May 2010

FCAT Mathematics Achievement Level 1 Grade 3

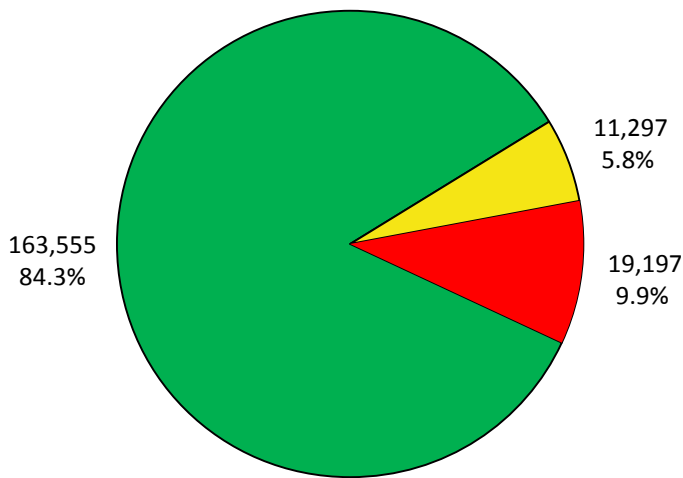


In 2010, 5 percent of White students in Grade 3 were performing at Achievement Level 1 on FCAT Mathematics. This represents a decrease from 13 percent in 2001, 12 percent in 2002, 10 percent in 2003, 9 percent in 2004, 8 percent in 2005, 7 percent in 2006, 6 percent in 2007, is equal to 5 percent in 2008, and 5 percent in 2009 for a total decrease of 8 percentage points since 2001. In 2010, 10 percent of Hispanic students in Grade 3 were performing at Achievement Level 1 on FCAT Mathematics. This represents a decrease from 30 percent in 2001, 26 percent in 2002, 23 percent in 2003, 21 percent in 2004, 18 percent in 2005, 15 percent in 2006, 13 percent in 2007, 11 percent in 2008, and 11 percent in 2009 for a total decrease of 20 percentage points since 2001. In 2010, 16 percent of African American students in Grade 3 were performing at Achievement Level 1 on FCAT Mathematics. This represents a decrease from 42 percent in 2001, 37 percent in 2002, 33 percent in 2003, 29 percent in 2004, 27 percent in 2005, 22 percent in 2006, 21 percent in 2007, 19 percent in 2008, and 17 percent in 2009 for a total decrease of 26 percentage points since 2001.

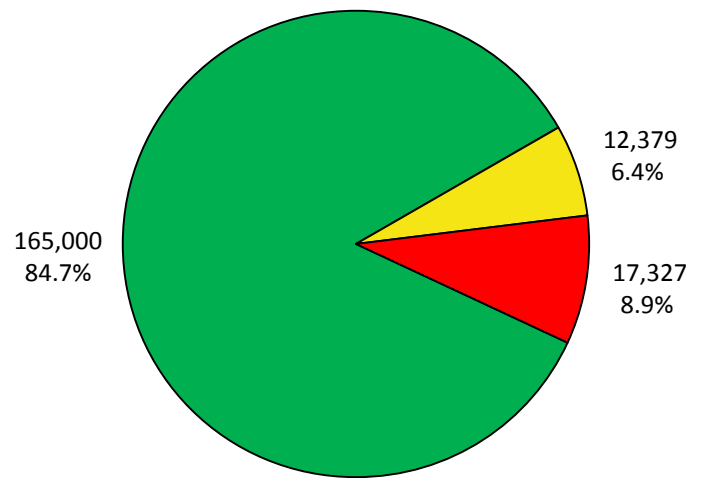
Source: K20 Education Data Warehouse
Florida Department of Education, May 2010

FCAT Reading First-Time Test Takers Grade 3

2009*
FCAT Reading
First-Time Test Takers
Grade 3



2010
FCAT Reading
First-Time Test Takers
Grade 3



- Performing at or above Achievement Level 2 on FCAT Reading
- In need of additional remediation, but are eligible for good cause exemption**
- In need of additional remediation, may be eligible for promotion only through alternative assessment or student portfolio good cause exemption

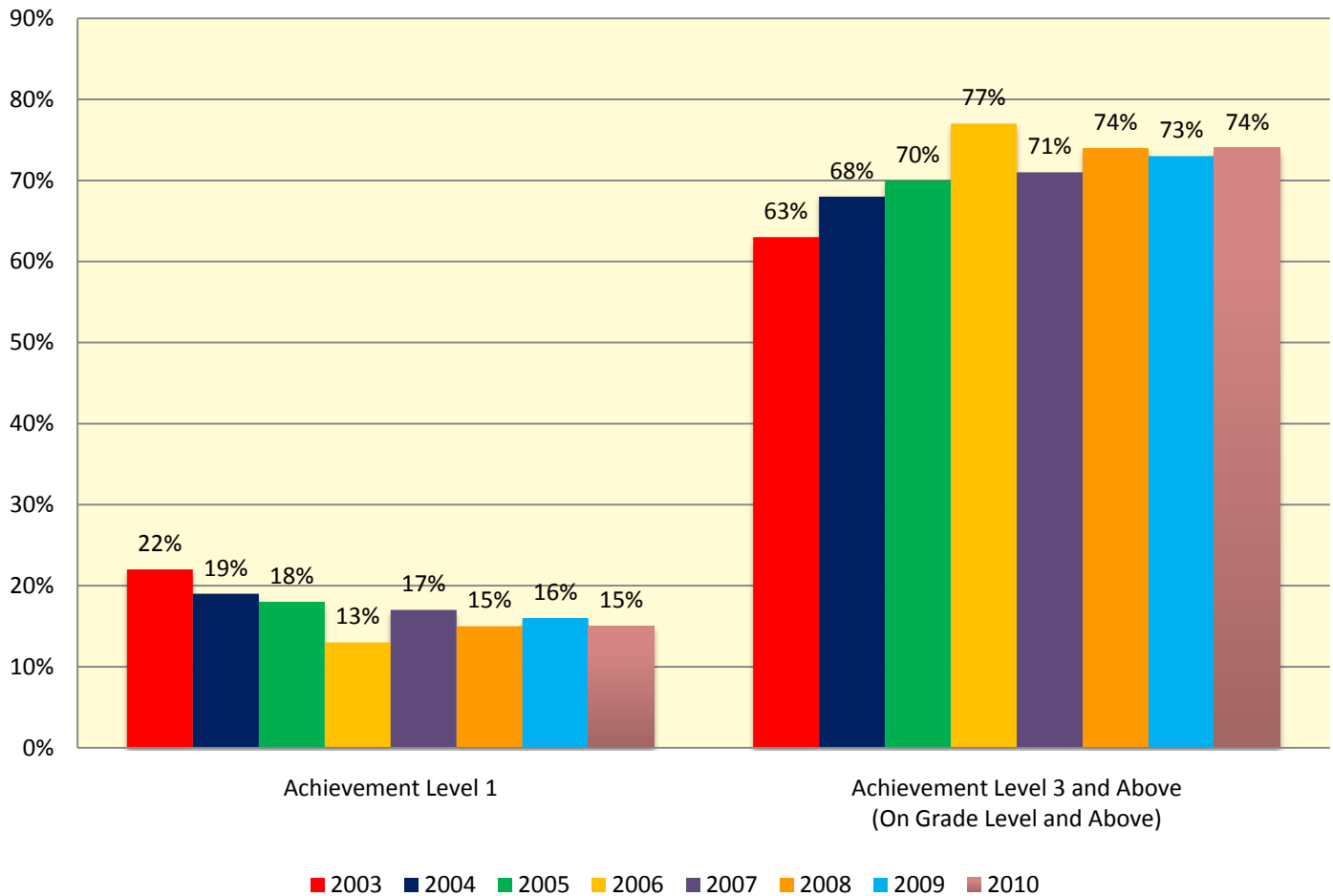
* 2009 data updated from last year's press packet to reflect end of school year (including the summer term) data (Survey 5).

**The number of students in need of additional remediation but eligible for a good cause exemption does not include students that have been previously retained in third grade.

In 2010, 165,000 students (84.7 percent) in Grade 3 taking FCAT Reading for the first time were performing at or above Achievement Level 2 compared to 163,555 students (84.3 percent) in 2009. In 2010, 12,379 students, (6.4 percent) in Grade 3 taking FCAT Reading for the first time are in need of additional remediation, but are eligible for a good cause exemption compared to 11,297 (5.8 percent) in 2009. In 2010, 17,327 students (8.9 percent) in Grade 3 taking FCAT Reading for the first time are in need of additional remediation and may be eligible for promotion only through alternative assessment or student portfolio good cause exemptions compared to 19,197 students (9.9 percent) in 2009.

Source: K20 Education Data Warehouse
Florida Department of Education, May 2010

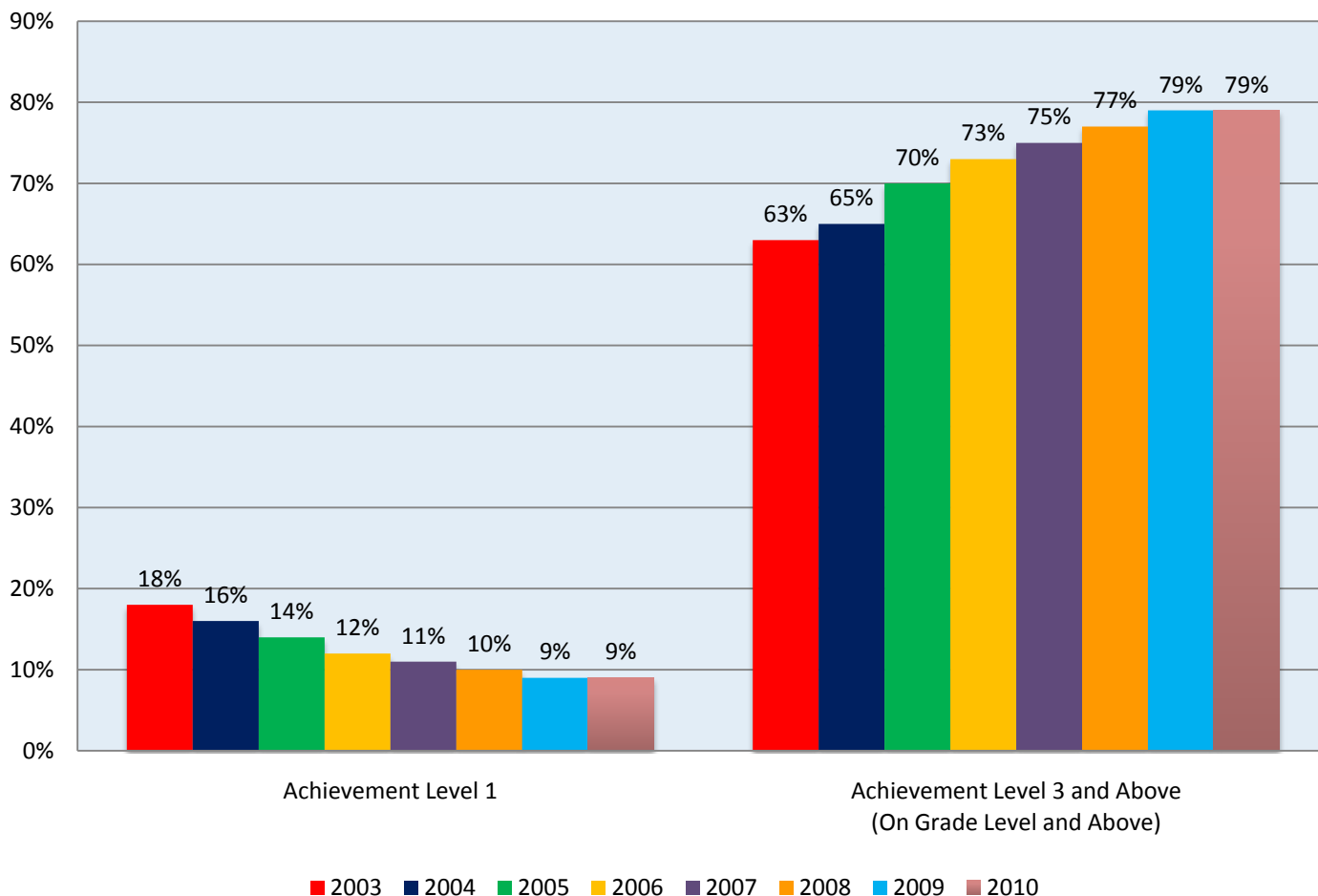
FCAT Reading First-Time Test Takers Achievement Levels 1 and 3 & Above Grade 3



In 2010, 15 percent of students in Grade 3 taking FCAT Reading for the first time were performing at Achievement Level 1. This represents a decrease from 22 percent in 2003, 19 percent in 2004, 18 percent in 2005, an increase from 13 percent in 2006, a decrease from 17 percent in 2007, is equal to 15 percent in 2008, and a decrease from 16 percent in 2009 for a total decrease of 7 percentage points since 2003. In 2010, 74 percent of students in Grade 3 taking FCAT Reading for the first time were performing at or above Achievement Level 3 (on grade level and above). This represents an increase from 63 percent in 2003, 68 percent in 2004, 70 percent in 2005, a decrease from 77 percent in 2006, an increase from 71 percent in 2007, is equal to 74 percent in 2008, and an increase from 73 percent in 2009 for a total increase of 11 percentage points since 2003.

Source: K20 Education Data Warehouse
Florida Department of Education, May 2010

FCAT Mathematics First-Time Test Takers Achievement Levels 1 and 3 & Above Grade 3



In 2010, 9 percent of students in Grade 3 taking FCAT Mathematics for the first time were performing at Achievement Level 1. This represents a decrease from 18 percent in 2003, 16 percent in 2004, 14 percent in 2005, 12 percent in 2006, 11 percent in 2007, 10 percent in 2008, and is equal to 9 percent in 2009 for a total decrease of 9 percentage points since 2003. In 2010, 79 percent of students in Grade 3 taking FCAT Mathematics for the first time were performing at or above Achievement Level 3 (on grade level and above). This represents an increase from 63 percent in 2003, 65 percent in 2004, 70 percent in 2005, 73 percent in 2006, 75 percent in 2007, 77 percent in 2008, and is equal to 79 percent in 2009 for a total increase of 16 percentage points since 2003.

Source: K20 Education Data Warehouse
Florida Department of Education, May 2010