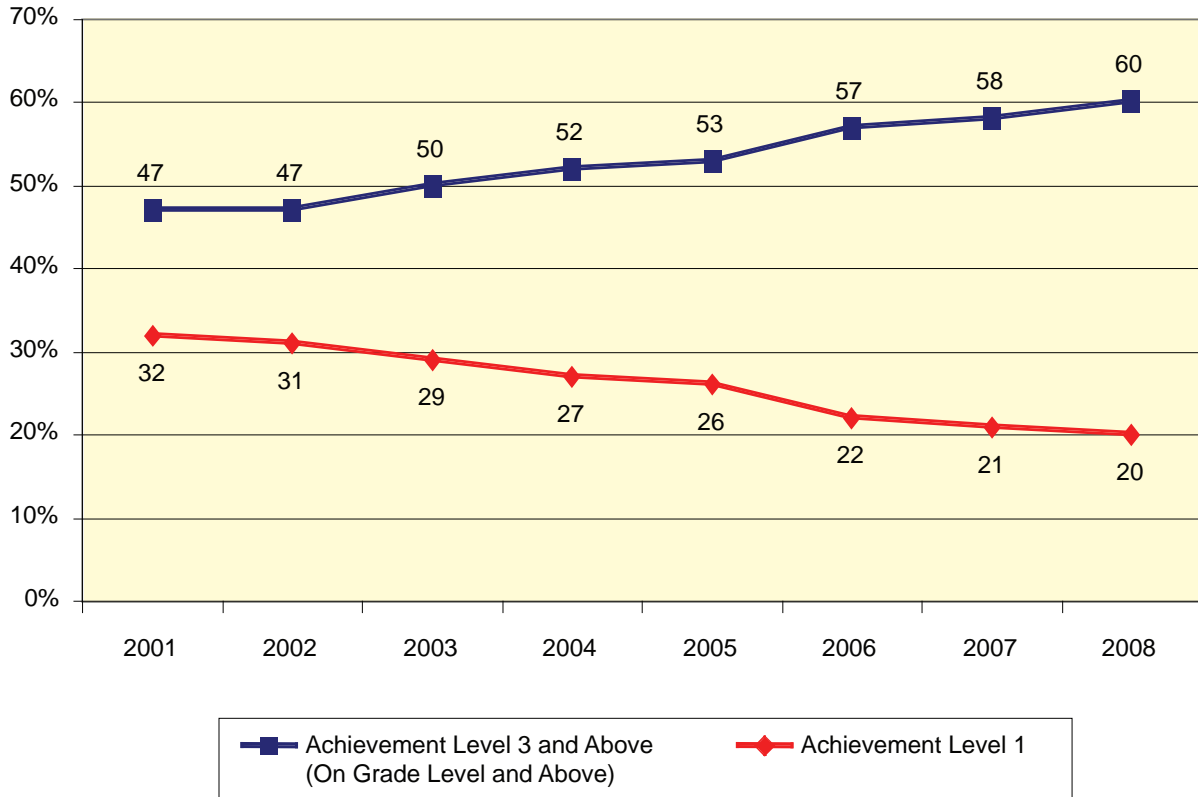


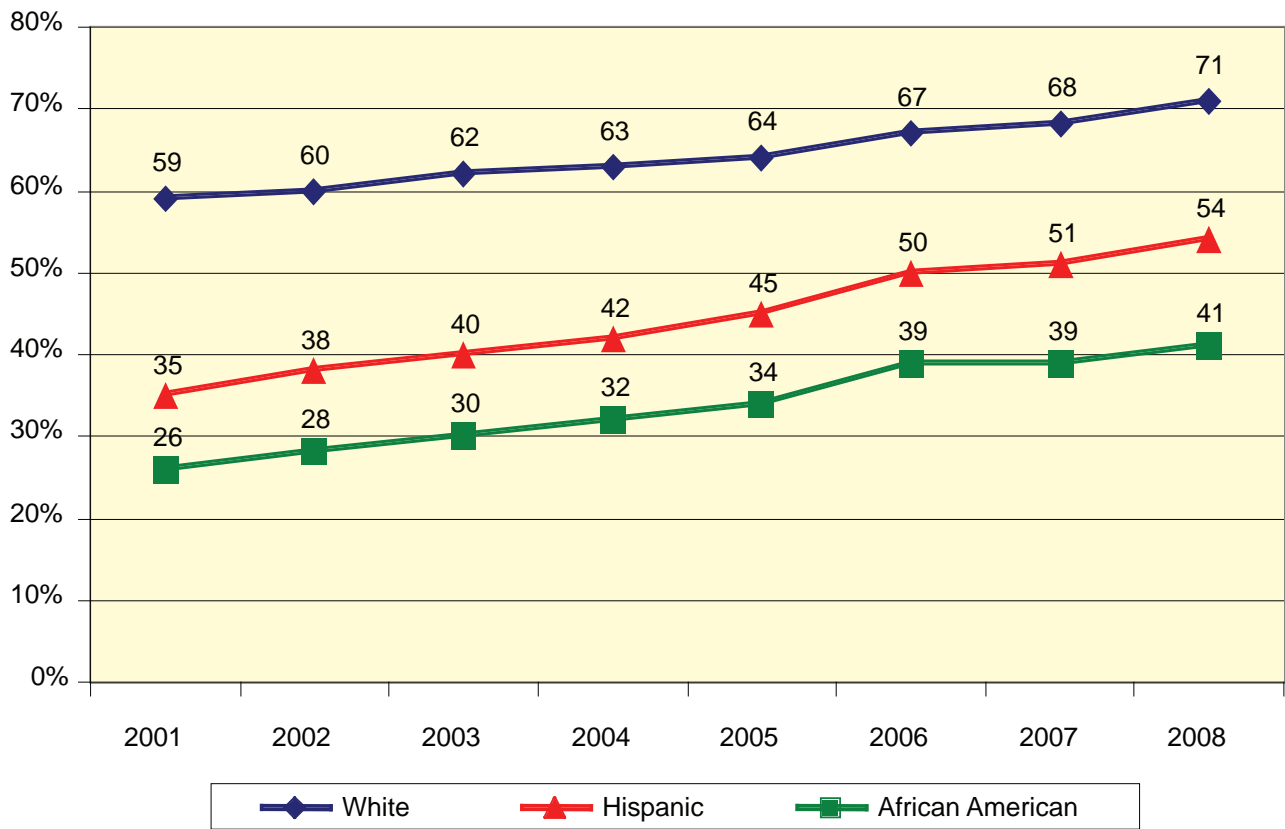
FCAT Reading by Achievement Level Grades 3-10



In 2008, 60 percent of all students in Grades 3-10 were performing at or above Achievement Level 3 (on grade level and above) on FCAT Reading. This is an increase from 47 percent in 2001, 47 percent in 2002, 50 percent in 2003, 52 percent in 2004, 53 percent in 2005, 57 percent in 2006, and 58 percent in 2007. In 2008, 20 percent of all students in Grades 3-10 were performing at Achievement Level 1 on FCAT Reading. This is a decrease from 32 percent in 2001, 31 percent in 2002, 29 percent in 2003, 27 percent in 2004, 26 percent in 2005, 22 percent in 2006, and 21 percent in 2007.

Source: K20 Education Data Warehouse
Florida Department of Education, June 2008

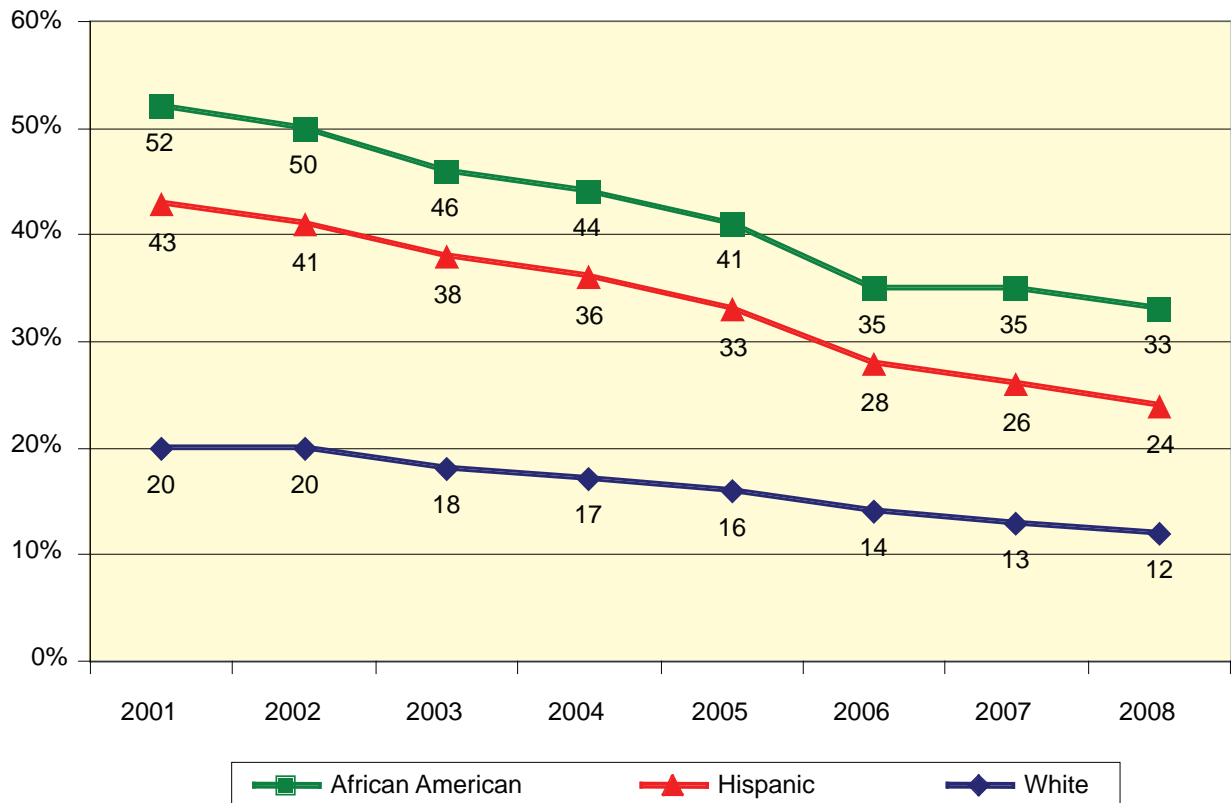
FCAT Reading Achievement Level 3 and Above (On Grade Level and Above) Grades 3-10



In 2008, 71 percent of White students in Grades 3-10 were performing at or above Achievement Level 3 (on grade level and above) on FCAT Reading. This is an increase from 59 percent in 2001, 60 percent in 2002, 62 percent in 2003, 63 percent in 2004, 64 percent in 2005, 67 percent in 2006, and 68 percent in 2007. In 2008, 54 percent of Hispanic students in Grades 3-10 were performing at or above Achievement Level 3 (on grade level and above) on FCAT Reading. This is an increase from 35 percent in 2001, 38 percent in 2002, 40 percent in 2003, 42 percent in 2004, 45 percent in 2005, 50 percent in 2006, and 51 percent in 2007. In 2008, 41 percent of African American students in Grades 3-10 were performing at or above Achievement Level 3 (on grade level and above) on FCAT Reading. This is an increase from 26 percent in 2001, 28 percent in 2002, 30 percent in 2003, 32 percent in 2004, 34 percent in 2005, 39 percent in 2006, and 39 percent in 2007.

Source: K20 Education Data Warehouse
Florida Department of Education, June 2008

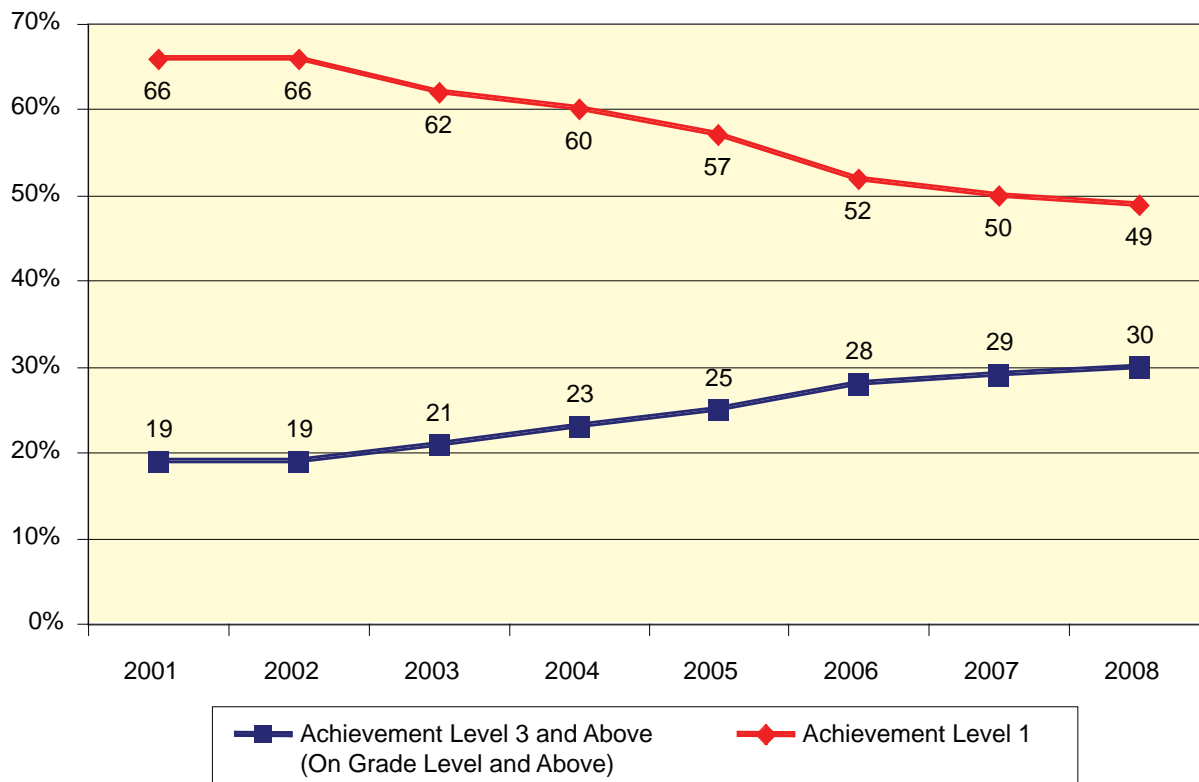
FCAT Reading Achievement Level 1 Grades 3-10



In 2008, 12 percent of White students in Grades 3-10 were performing at Achievement Level 1 on FCAT Reading. This is a decrease from 20 percent in 2001, 20 percent in 2002, 18 percent in 2003, 17 percent in 2004, 16 percent in 2005, 14 percent in 2006, and 13 percent in 2007. In 2008, 24 percent of Hispanic students in Grades 3-10 were performing at Achievement Level 1 on FCAT Reading. This is a decrease from 43 percent in 2001, 41 percent in 2002, 38 percent in 2003, 36 percent in 2004, 33 percent in 2005, 28 percent in 2006, and 26 percent in 2007. In 2008, 33 percent of African American students in Grades 3-10 were performing at Achievement Level 1 on FCAT Reading. This is a decrease from 52 percent in 2001, 50 percent in 2002, 46 percent in 2003, 44 percent in 2004, 41 percent in 2005, 35 percent in 2006, and 35 percent in 2007.

Source: K20 Education Data Warehouse
Florida Department of Education, June 2008

FCAT Reading by Achievement Level Students With Disabilities Grades 3-10

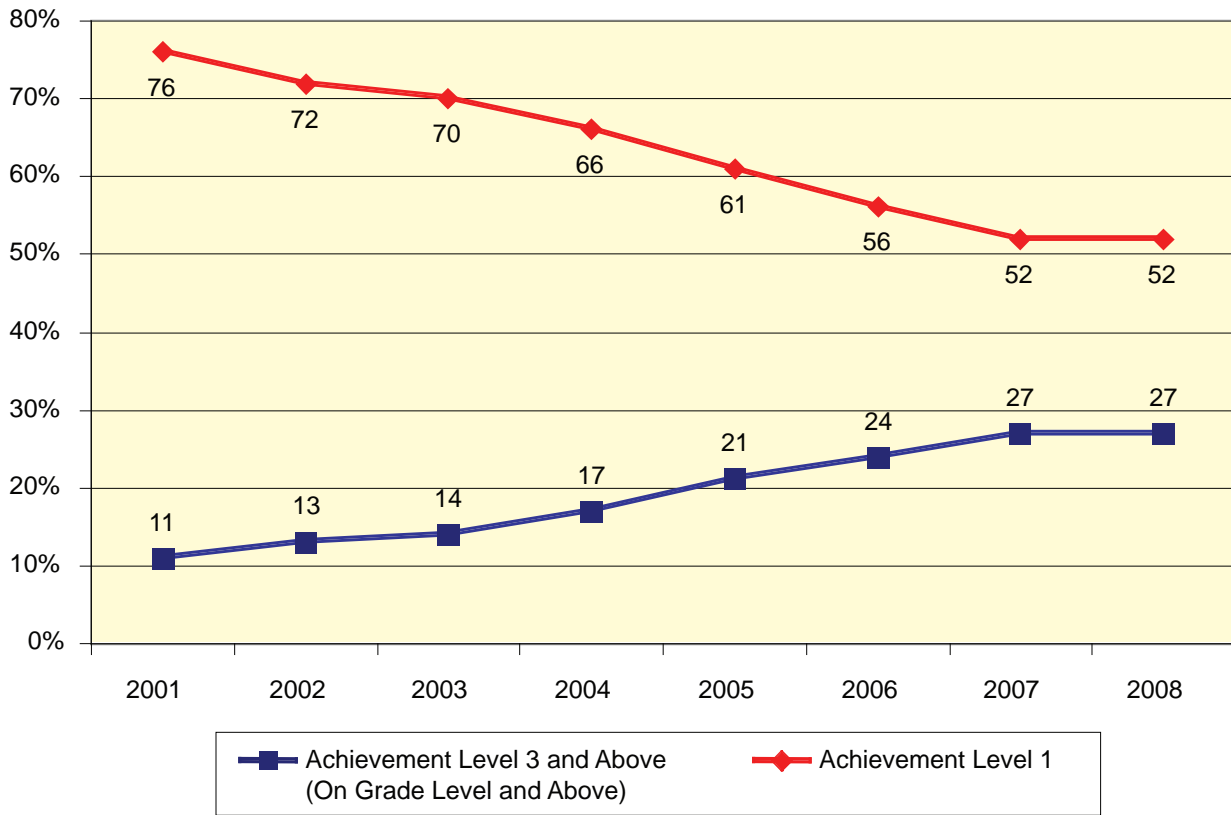


In 2008, 30 percent of Students With Disabilities in Grades 3-10 were performing at or above Achievement Level 3 (on grade level and above) on FCAT Reading. This is an increase from 19 percent in 2001, 19 percent in 2002, 21 percent in 2003, 23 percent in 2004, 25 percent in 2005, 28 percent in 2006, and 29 percent in 2007. In 2008, 49 percent of Students With Disabilities in Grades 3-10 were performing at Achievement Level 1 on FCAT Reading. This is a decrease from 66 percent in 2001, 66 percent in 2002, 62 percent in 2003, 60 percent in 2004, 57 percent in 2005, 52 percent in 2006, and 50 percent in 2007.

*Students With Disabilities (SWDs) include students determined eligible for special education and related services who are receiving services based on an individual education plan.

Source: K20 Education Data Warehouse
Florida Department of Education, June 2008

FCAT Reading by Achievement Level English Language Learners Grades 3-10

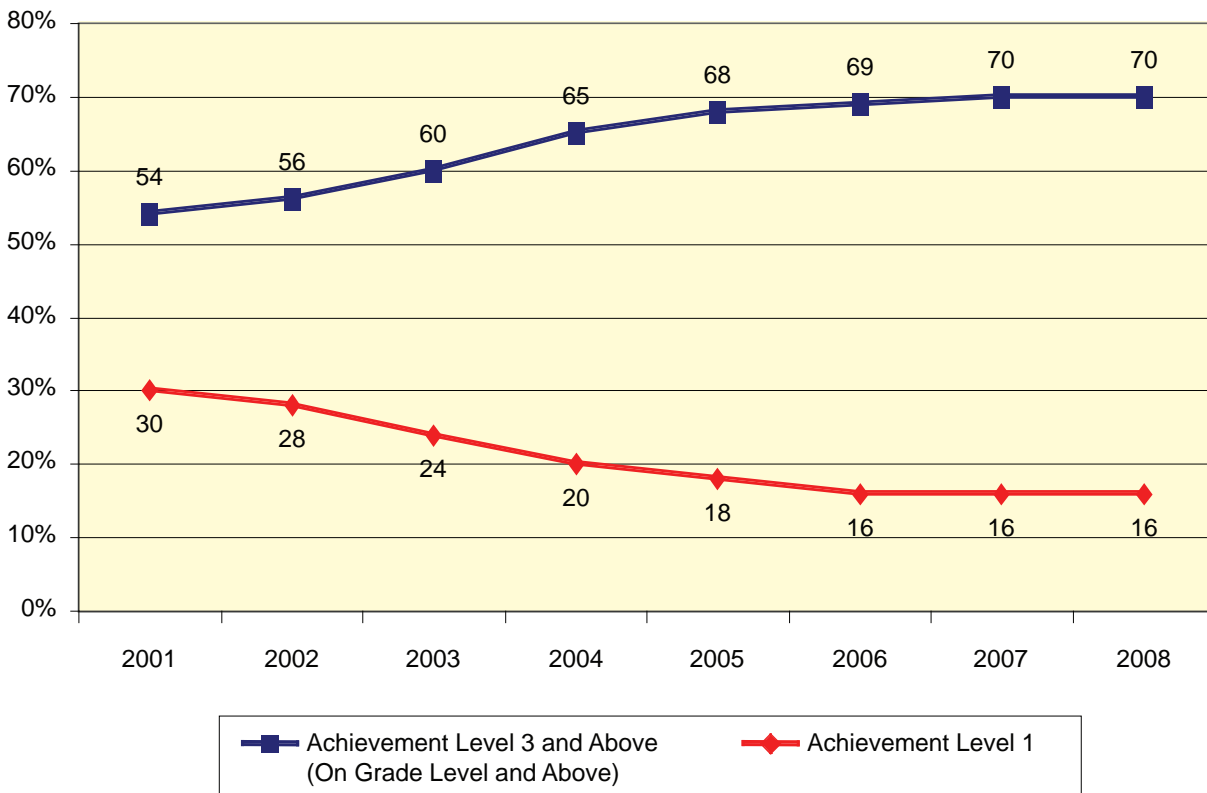


In 2008, 37 percent of English Language Learners in Grades 3-10 were performing at or above Achievement Level 3 (on grade level and above) on FCAT Mathematics. This is an increase from 21 percent in 2001, 23 percent in 2002, 25 percent in 2003, 27 percent in 2004, 30 percent in 2005, 33 percent in 2006, and 36 percent in 2007. In 2008, 36 percent of English Language Learners in Grades 3-10 were performing at Achievement Level 1 on FCAT Mathematics. This is a decrease from 58 percent in 2001, 54 percent in 2002, 51 percent in 2003, 49 percent in 2004, 45 percent in 2005, 42 percent in 2006, and 38 percent in 2007.

*English Language Learners (ELLs) include students enrolled in classes specifically designed to increase their academic and language proficiency.

Source: K20 Education Data Warehouse
Florida Department of Education, June 2008

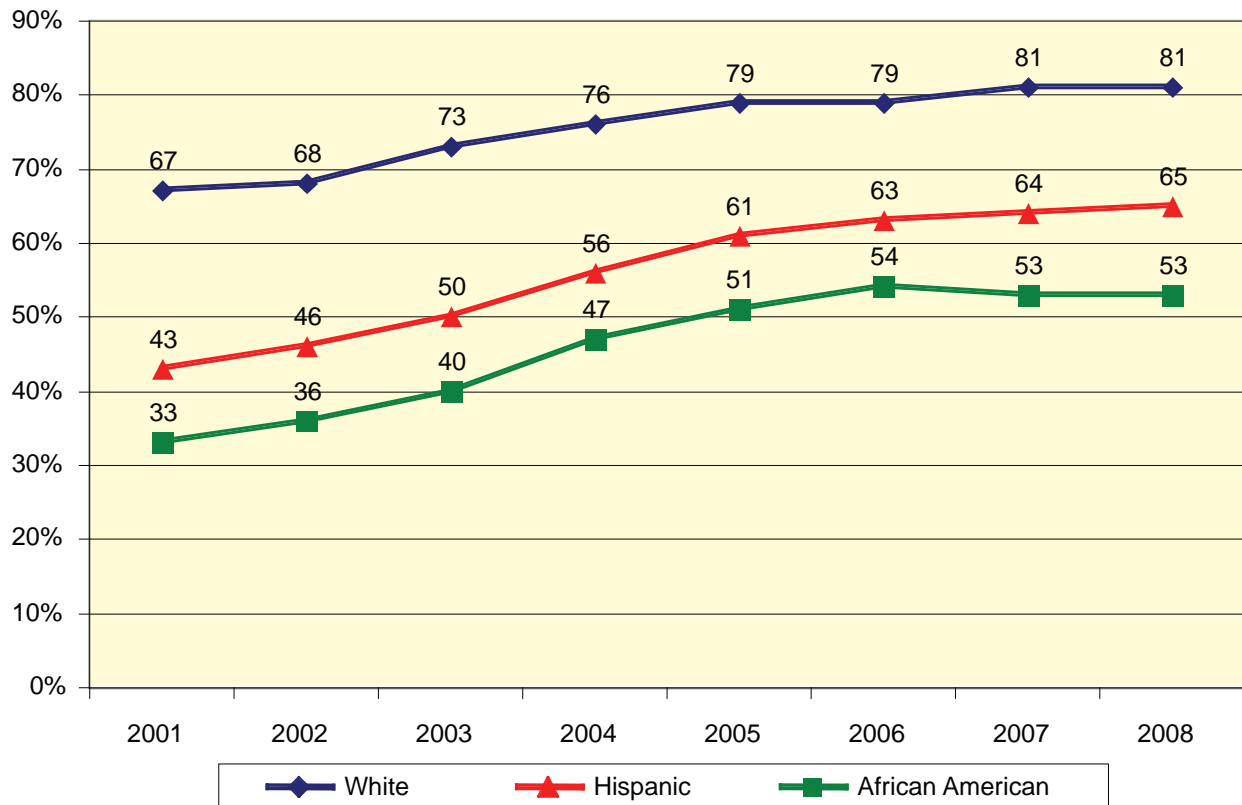
FCAT Reading by Achievement Level Grades 3, 4, and 5



In 2008, 70 percent of all students in Grades 3, 4, and 5 were performing at or above Achievement Level 3 (on grade level and above) on FCAT Reading. This is an increase from 54 percent in 2001, 56 percent in 2002, 60 percent in 2003, 65 percent in 2004, 68 percent in 2005, 69 percent in 2006, and is equal to 70 percent in 2007. In 2008, 16 percent of all students in Grades 3, 4, and 5 were performing at Achievement Level 1 on FCAT Reading. This is a decrease from 30 percent in 2001, 28 percent in 2002, 24 percent in 2003, 20 percent in 2004, 18 percent in 2005, is equal to 16 percent in 2006, and is equal to 16 percent in 2007.

Source: K20 Education Data Warehouse
Florida Department of Education, June 2008

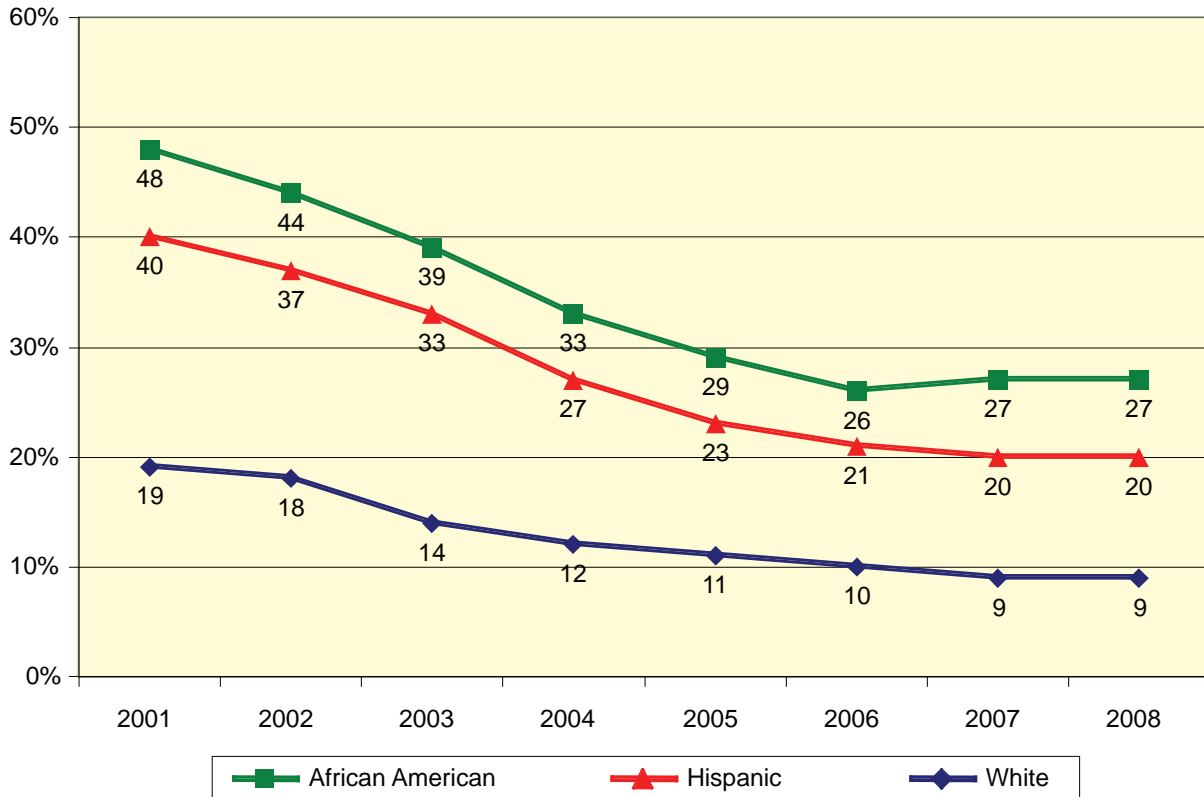
FCAT Reading Achievement Level 3 and Above (On Grade Level and Above) Grades 3, 4, and 5



In 2008, 81 percent of White students in Grades 3, 4, and 5 were performing at or above Achievement Level 3 (on grade level and above) on FCAT Reading. This is an increase from 67 percent in 2001, 68 percent in 2002, 73 percent in 2003, 76 percent in 2004, 79 percent in 2005, 79 percent in 2006, and is equal to 81 percent in 2007. In 2008, 65 percent of Hispanic students in Grades 3, 4, and 5 were performing at or above Achievement Level 3 (on grade level and above) on FCAT Reading. This is an increase from 43 percent in 2001, 46 percent in 2002, 50 percent in 2003, 56 percent in 2004, 61 percent in 2005, 63 percent in 2006, and 64 percent in 2007. In 2008, 53 percent of African American students in Grades 3, 4, and 5 were performing at or above Achievement Level 3 (on grade level and above) on FCAT Reading. This is an increase from 33 percent in 2001, 36 percent in 2002, 40 percent in 2003, 47 percent in 2004, 51 percent in 2005, a decrease from 54 percent in 2006, and is equal to 53 percent in 2007.

Source: K20 Education Data Warehouse
Florida Department of Education, June 2008

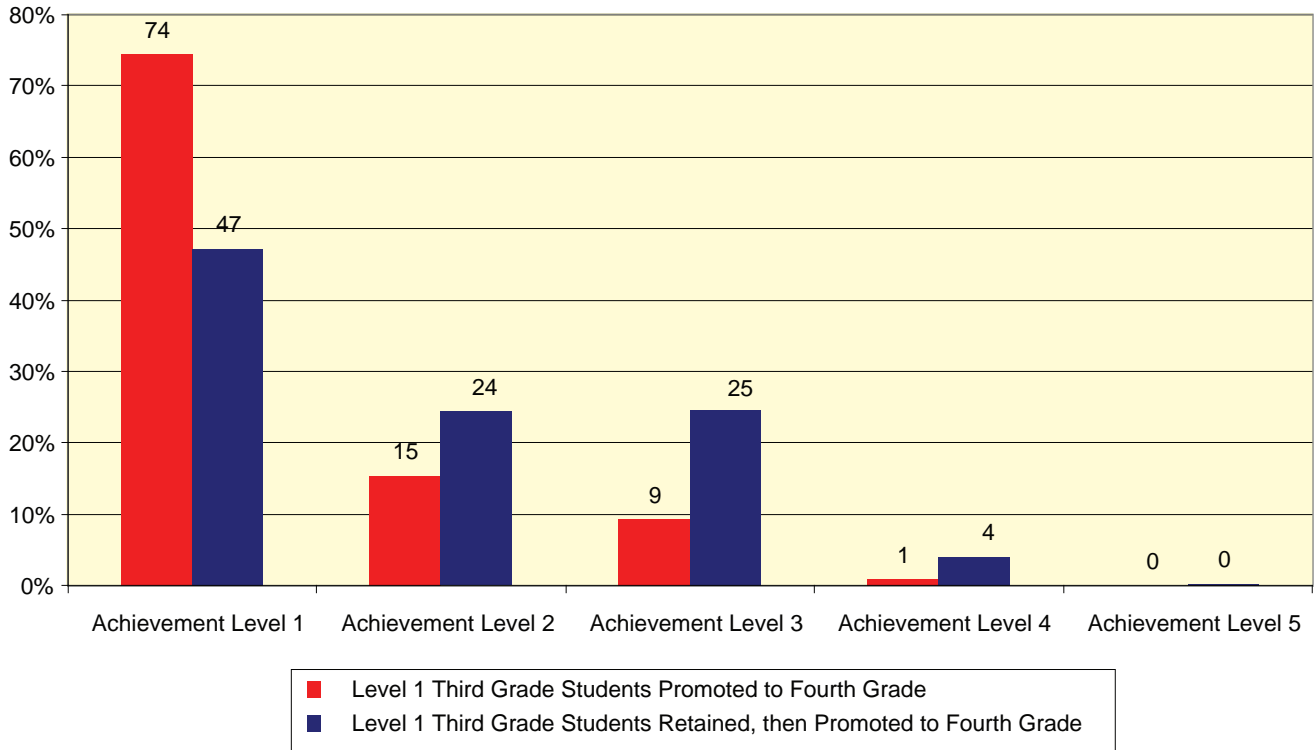
FCAT Reading Achievement Level 1 Grades 3, 4, and 5



In 2008, 9 percent of White students in Grades 3, 4, and 5 were performing at Achievement Level 1 on FCAT Reading. This is a decrease from 19 percent in 2001, 18 percent in 2002, 14 percent in 2003, 12 percent in 2004, 11 percent in 2005, 10 percent in 2006, and is equal to 9 percent in 2007. In 2008, 20 percent of Hispanic students in Grades 3, 4, and 5 were performing at Achievement Level 1 on FCAT Reading. This is a decrease from 40 percent in 2001, 37 percent in 2002, 33 percent in 2003, 27 percent in 2004, 23 percent in 2005, 21 percent in 2006, and is equal to 20 percent in 2007. In 2008, 27 percent of African American students in Grades 3, 4, and 5 were performing at Achievement Level 1 on FCAT Reading. This is a decrease from 48 percent in 2001, 44 percent in 2002, 39 percent in 2003, 33 percent in 2004, 29 percent in 2005, an increase from 26 percent in 2006, and is equal to 27 percent in 2007.

Source: K20 Education Data Warehouse
Florida Department of Education, June 2008

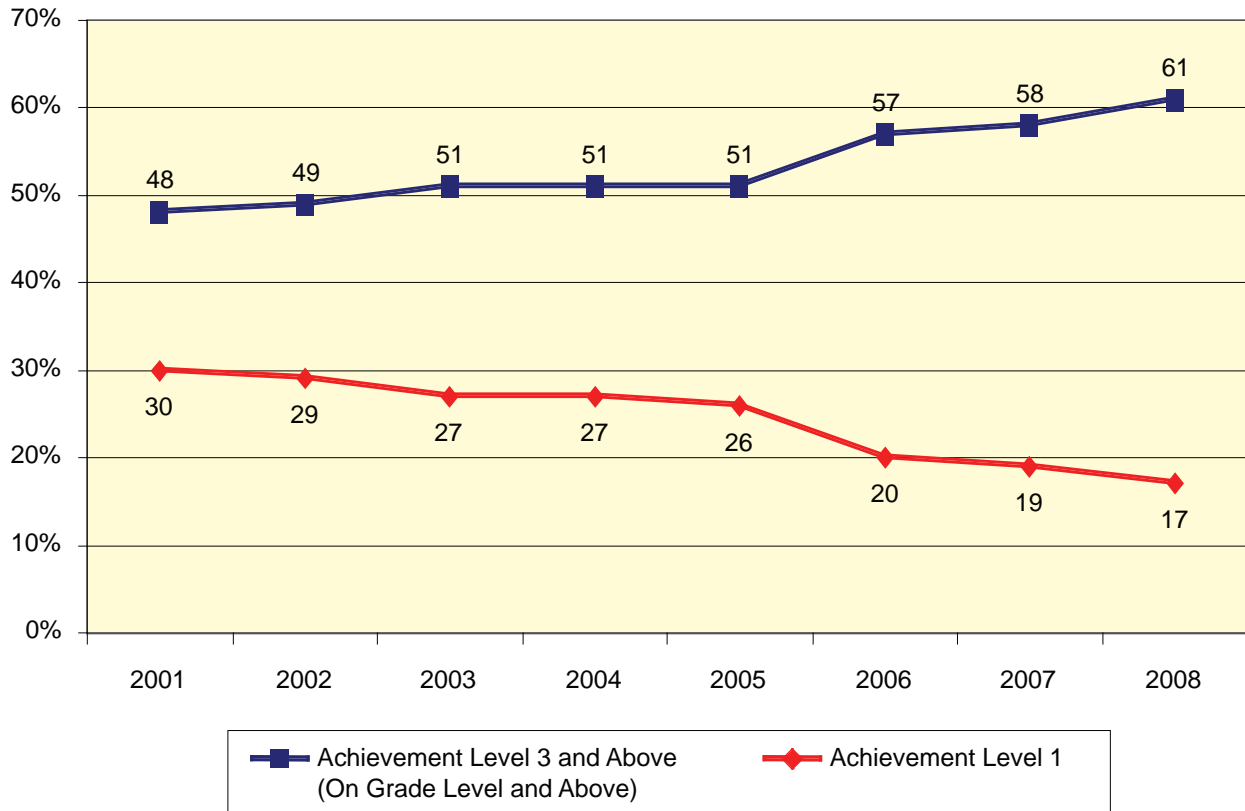
Retained Level 1 Third Grade Students Outperform Promoted Level 1 Students on FCAT Reading Grade 4



In 2008, 47 percent of Fourth Grade students that repeated Third Grade in 2006-07 scored at Achievement Level 1 on the Grade 4 FCAT Reading compared to 74 percent of Fourth Grade students that were promoted to Grade 4 in 2006-07 and scored at Achievement Level 1 on Grade 3 FCAT Reading the prior year. Twenty-four percent of Third Grade repeaters scored at Achievement Level 2 on Grade 4 FCAT Reading compared to 15 percent that were promoted. Twenty-five percent of repeaters scored at Achievement Level 3 on Grade 4 FCAT Reading compared to 9 percent that were promoted. Four percent of repeaters scored at Achievement Level 4 on Grade 4 FCAT Reading compared to 1 percent that were promoted.

Source: K20 Education Data Warehouse
Florida Department of Education, June 2008

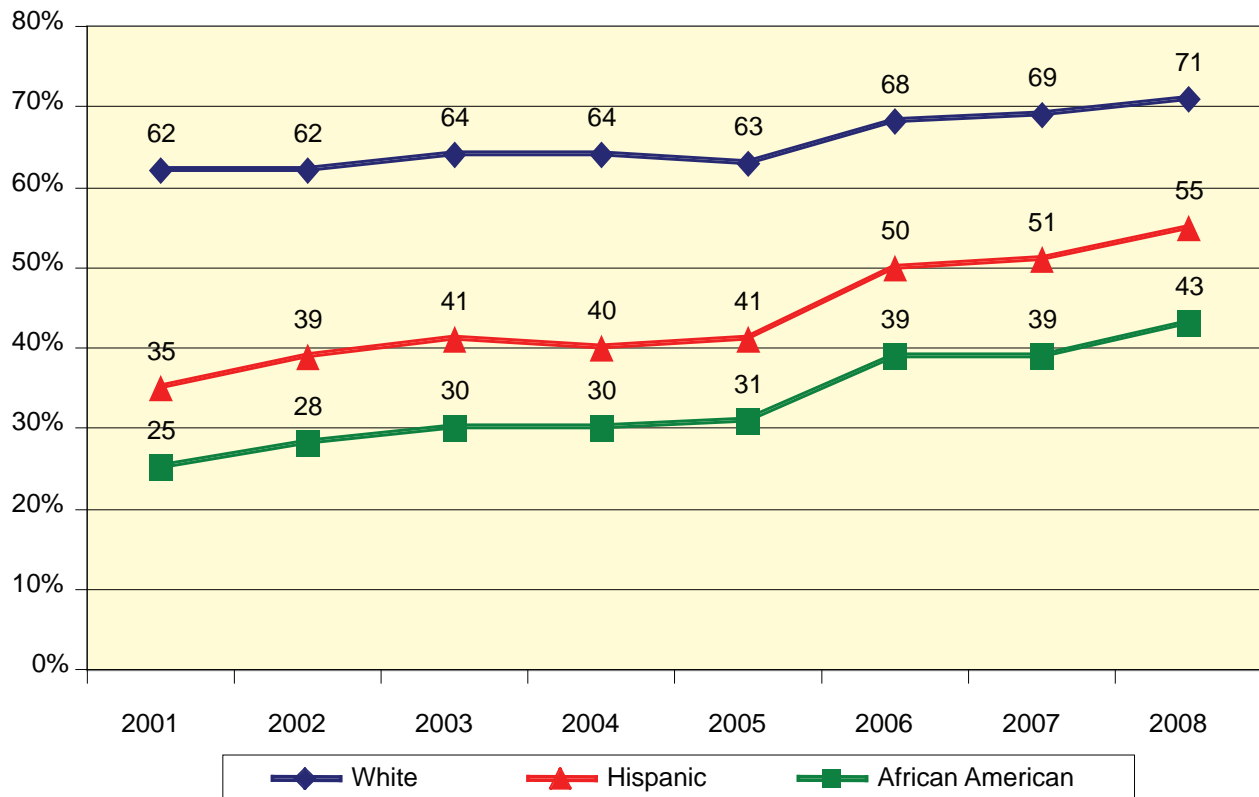
FCAT Reading by Achievement Level Grades 6, 7, and 8



In 2008, 61 percent of all students in Grades 6, 7, and 8 were performing at or above Achievement Level 3 (on grade level and above) on FCAT Reading. This is an increase from 48 percent in 2001, 49 percent in 2002, 51 percent in 2003, 51 percent in 2004, 51 percent in 2005, 57 percent in 2006, and 58 percent in 2007. In 2008, 17 percent of all students in Grades 6, 7, and 8 were performing at Achievement Level 1 on FCAT Reading. This is a decrease from 30 percent in 2001, 29 percent in 2002, 27 percent in 2003, 27 percent in 2004, 26 percent in 2005, 20 percent in 2006, and 19 percent in 2007.

Source: K20 Education Data Warehouse
Florida Department of Education, June 2008

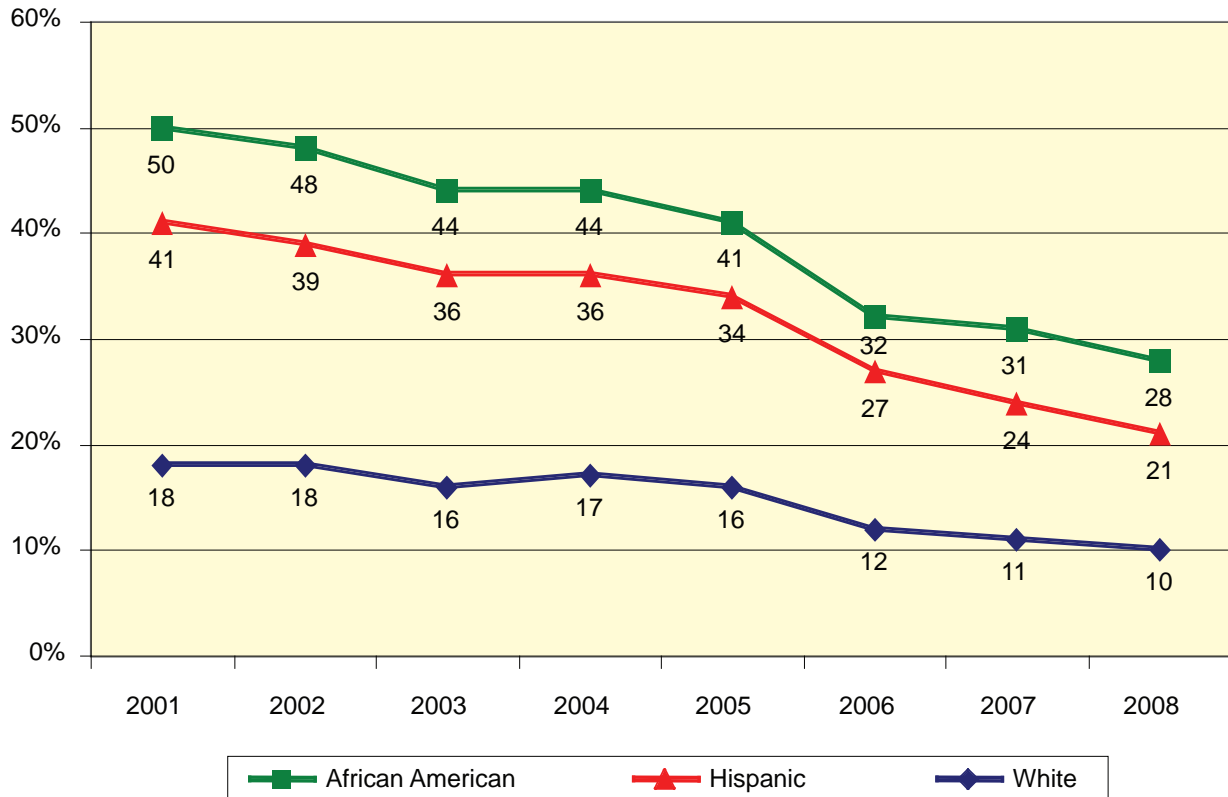
FCAT Reading Achievement Level 3 and Above (On Grade Level and Above) Grades 6, 7, and 8



In 2008, 71 percent of White students in Grades 6, 7, and 8 were performing at or above Achievement Level 3 (on grade level and above) on FCAT Reading. This is an increase from 62 percent in 2001, 62 percent in 2002, 64 percent in 2003, 64 percent in 2004, 63 percent in 2005, 68 percent in 2006, and 69 percent in 2007. In 2008, 55 percent of Hispanic students in Grades 6, 7, and 8 were performing at or above Achievement Level 3 (on grade level and above) on FCAT Reading. This is an increase from 35 percent in 2001, 39 percent in 2002, 41 percent in 2003, 40 percent in 2004, 41 percent in 2005, 50 percent in 2006, and 51 percent in 2007. In 2008, 43 percent of African American students in Grades 6, 7, and 8 were performing at or above Achievement Level 3 (on grade level and above) on FCAT Reading. This is an increase from 25 percent in 2001, 28 percent in 2002, 30 percent in 2003, 30 percent in 2004, 31 percent in 2005, 39 percent in 2006, and 39 percent in 2007.

Source: K20 Education Data Warehouse
Florida Department of Education, June 2008

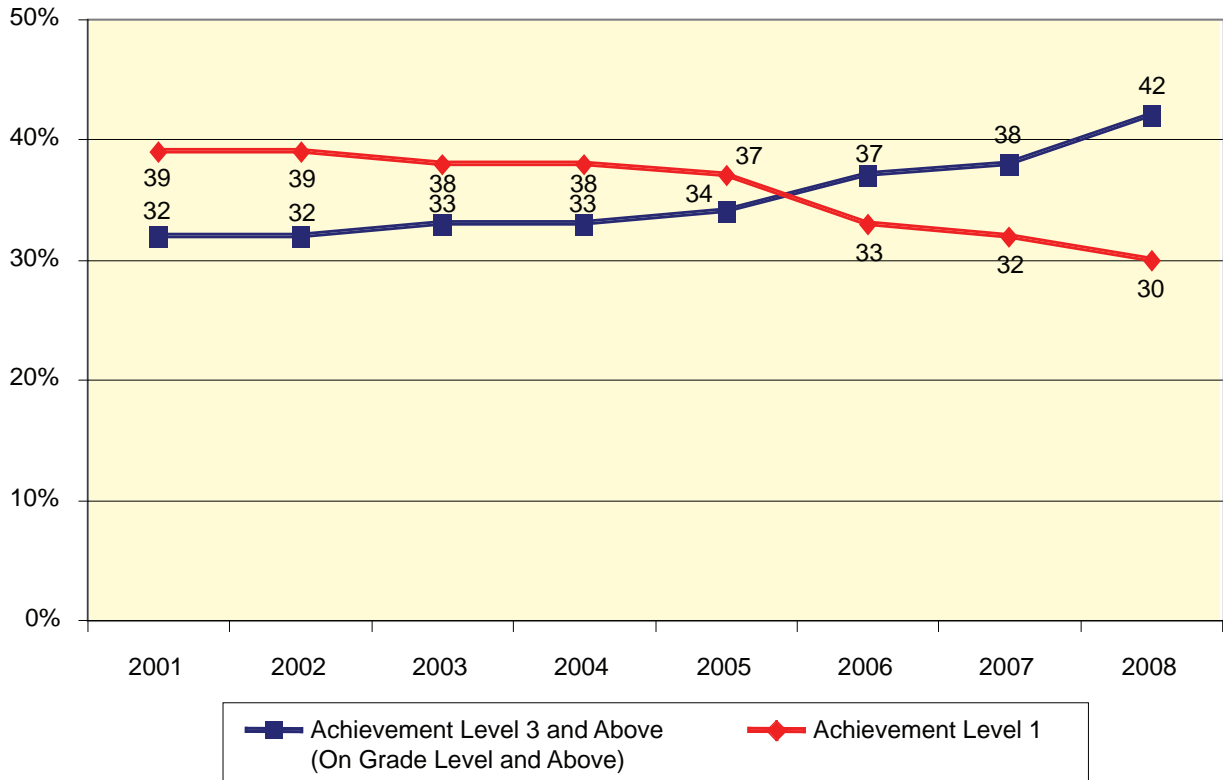
FCAT Reading Achievement Level 1 Grades 6, 7, and 8



In 2008, 10 percent of White students in Grades 6, 7, and 8 were performing at Achievement Level 1 on FCAT Reading. This is a decrease from 18 percent in 2001, 18 percent in 2002, 16 percent in 2003, 17 percent in 2004, 16 percent in 2005, 12 percent in 2006, and 11 percent in 2007. In 2008, 21 percent of Hispanic students in Grades 6, 7, and 8 were performing at Achievement Level 1 on FCAT Reading. This is a decrease from 41 percent in 2001, 39 percent in 2002, 36 percent in 2003, 36 percent in 2004, 34 percent in 2005, 27 percent in 2006, and 24 percent in 2007. In 2008, 28 percent of African American students in Grades 6, 7, and 8 were performing at Achievement Level 1 on FCAT Reading. This is a decrease from 50 percent in 2001, 48 percent in 2002, 44 percent in 2003, 44 percent in 2004, 41 percent in 2005, 32 percent in 2006, and 31 percent in 2007.

Source: K20 Education Data Warehouse
Florida Department of Education, June 2008

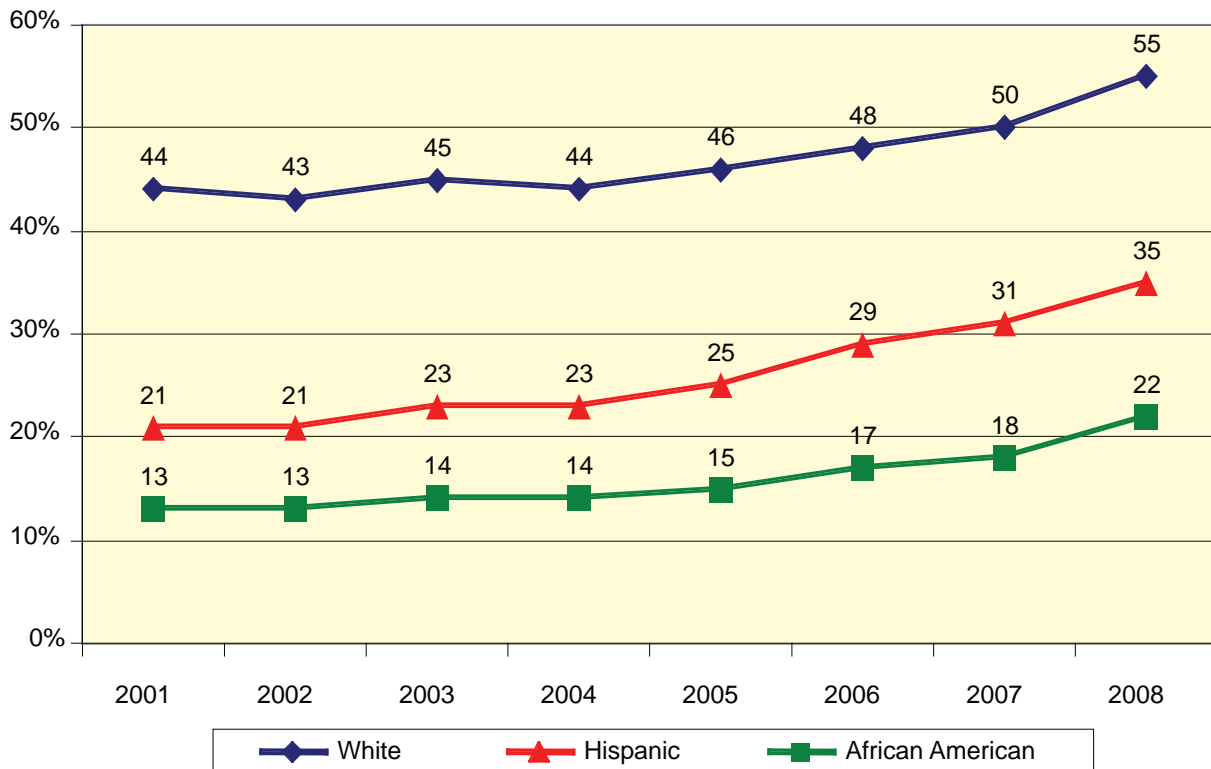
FCAT Reading by Achievement Level Grades 9 and 10



In 2008, 42 percent of all students in Grades 9 and 10 were performing at or above Achievement Level 3 (on grade level and above) on FCAT Reading. This is an increase from 32 percent in 2001, 32 percent in 2002, 33 percent in 2003, 33 percent in 2004, 34 percent in 2005, 37 percent in 2006, and 38 percent in 2007. In 2008, 30 percent of all students in Grades 9 and 10 were performing at Achievement Level 1 on FCAT Reading. This is a decrease from 39 percent in 2001, 39 percent in 2002, 38 percent in 2003, 38 percent in 2004, 37 percent in 2005, 33 percent in 2006, and 32 percent in 2007.

Source: K20 Education Data Warehouse
Florida Department of Education, June 2008

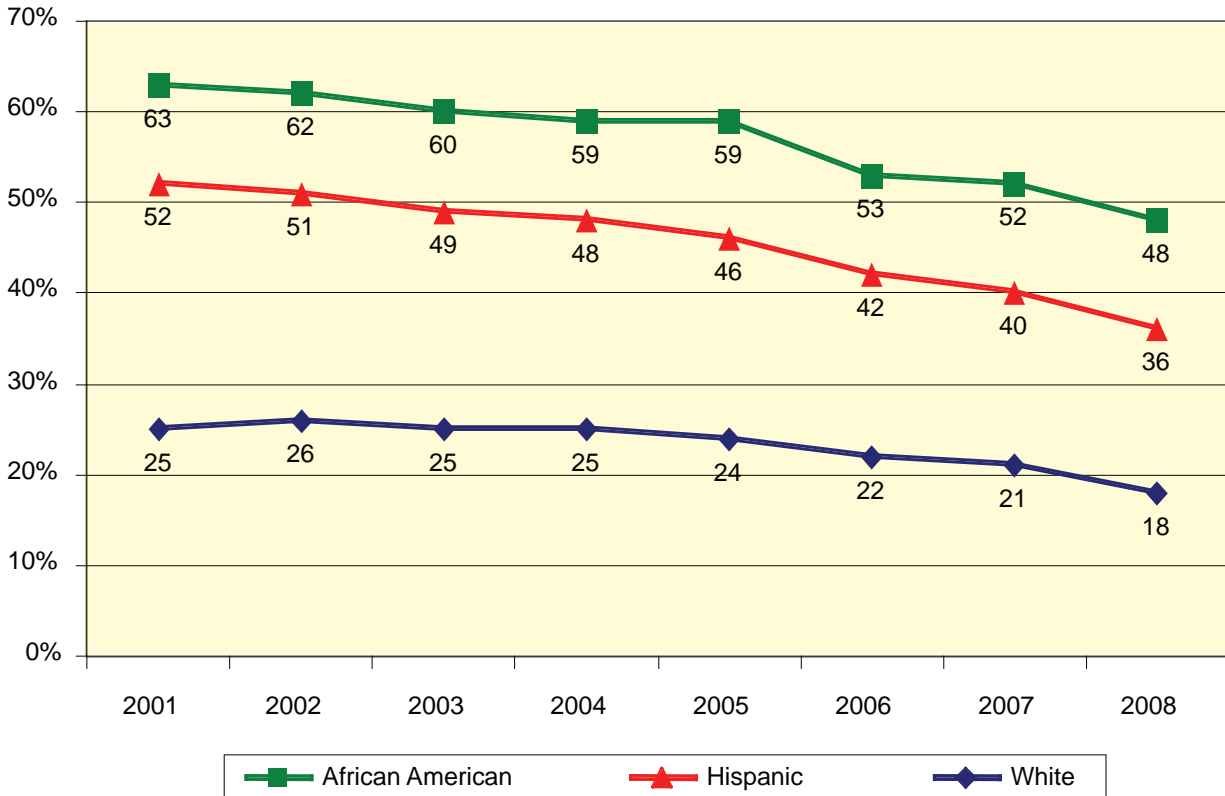
FCAT Reading Achievement Level 3 and Above (On Grade Level and Above) Grades 9 and 10



In 2008, 55 percent of White students in Grades 9 and 10 were performing at or above Achievement Level 3 (on grade level and above) on FCAT Reading. This is an increase from 44 percent in 2001, 43 percent in 2002, 45 percent in 2003, 44 percent in 2004, 46 percent in 2005, 48 percent in 2006, and 50 percent in 2007. In 2008, 35 percent of Hispanic students in Grades 9 and 10 were performing at or above Achievement Level 3 (on grade level and above) on FCAT Reading. This is an increase from 21 percent in 2001, 21 percent in 2002, 23 percent in 2003, 23 percent in 2004, 25 percent in 2005, 29 percent in 2006, and 31 percent in 2007. In 2008, 22 percent of African American students in Grades 9 and 10 were performing at or above Achievement Level 3 (on grade level and above) on FCAT Reading. This is an increase from 13 percent in 2001, 13 percent in 2002, 14 percent in 2003, 14 percent in 2004, 15 percent in 2005, 17 percent in 2006, and 18 percent in 2007.

Source: K20 Education Data Warehouse
Florida Department of Education, June 2008

FCAT Reading Achievement Level 1 Grades 9 and 10



In 2008, 18 percent of White students in Grades 9 and 10 were performing at Achievement Level 1 on FCAT Reading. This is a decrease from 25 percent in 2001, 26 percent in 2002, 25 percent in 2003, 25 percent in 2004, 24 percent in 2005, 22 percent in 2006, and 21 percent in 2007. In 2008, 36 percent of Hispanic students in Grades 9 and 10 were performing at Achievement Level 1 on FCAT Reading. This is a decrease from 52 percent in 2001, 51 percent in 2002, 49 percent in 2003, 48 percent in 2004, 46 percent in 2005, 42 percent in 2006, and 40 percent in 2007. In 2008, 48 percent of African American students in Grades 9 and 10 were performing at Achievement Level 1 on FCAT Reading. This is a decrease from 63 percent in 2001, 62 percent in 2002, 60 percent in 2003, 59 percent in 2004, 59 percent in 2005, 53 percent in 2006, and 52 percent in 2007.

Source: K20 Education Data Warehouse
Florida Department of Education, June 2008