


STUDENT DISCIPLINE/RESULTANT ACTION – REJECT RULES

-  1. District Number, Current Enrollment must be numeric, in the range 01-68 or 71-75 or 80-82 and must be correct for the district submitting the data. -record rejected-

EXAMPLE

The first two records listed below would be loaded to the database assuming no other reject rule would cause their rejection. The third record would be rejected since the District Number, Current Enrollment is not in the appropriate range.

District Number, Current Enrollment	School Number, Current Enrollment	Florida Education Identifier
01	0021	FL123456789100
01	0021	FL123456789200
* 00	0021	FL123456789300

DISTRICT RESPONSIBILITY

If the rejected record should not have been submitted, no action is required. However, if the district wishes the data in the rejected record to be loaded to the database, the district should correct the District Number, Current Enrollment and resubmit the record.

STUDENT DISCIPLINE/RESULTANT ACTION – REJECT RULES

2. School Number, Current Enrollment must be numeric in the range 0001 to 9899, excluding 9001, or it must be N998 or N999. -record rejected-

EXAMPLE

The first two records listed below would be loaded to the database assuming no other reject rules would cause their rejection. The last two records would be rejected. The first of these would be rejected because the School Number, Current Enrollment is not in the appropriate numerical range. The second of these two records would be rejected because the School Number, Current Enrollment is not numeric.

District Number, Current Enrollment	School Number, Current Enrollment	Florida Education Identifier
01	0021	FL123456789100
01	0021	FL123456789200
* 01	9999	FL123456789300
* 01	C901	FL123456789400

DISTRICT RESPONSIBILITY

If the rejected records should not have been submitted, no action is required. However, if the district wishes the data in the rejected records to be loaded to the database, the district should correct the School Number, Current Enrollment and resubmit the records.

STUDENT DISCIPLINE/RESULTANT ACTION – REJECT RULES

- 4. Survey Period Code must be 2, 3 or 5 and must be correct for the submission specified by the district. -record rejected-**

EXAMPLE

The Survey Period Code as specified in the transmission JCL or in statements for tape transmission is identified as Survey Period "5". However, records on the transmission have a Survey Period Code "1". All updates, adds or deletes with this inconsistency would be rejected.

DISTRICT RESPONSIBILITY

The district must correct Survey Period Code either on the records coming in or the Transmission JCL and all records must be submitted.

- 5. School Year must be correct for the submission specified by the district. -record rejected-**

EXAMPLE

The School Year as specified in the transmission JCL or in statements for tape transmission is identified as the valid year for data submission. However, records on the transmission have the previous School Year coded. All updates, adds or deletes with this inconsistency will be rejected.

DISTRICT RESPONSIBILITY

The district must correct the School Year either on the records coming in or the transmission JCL and resubmit all the records.

STUDENT DISCIPLINE/RESULTANT ACTION – REJECT RULES

 **6. The Discipline/Resultant Action Code must be alphabetic and must be C, E, F, H, I, N, O, P, S or U. -record rejected-**

EXAMPLE

The third record listed below would be loaded to the database assuming no other reject rule would cause its rejection. The first two records below would be rejected because the Discipline/Resultant Action code is invalid.

District Number, Current Enrollment	Florida Education Identifier	Discipline/Resultant Action Code
* 40	FL123456789100	B
* 40	FL123456789200	W
40	FL123456789300	C

DISTRICT RESPONSIBILITY

If the rejected records should not have been submitted, no action is required. However, if the district wishes the data in the rejected records to be loaded to the database, the district should correct the Discipline/Resultant Action Code and resubmit the records.

7. Each Student Discipline/Resultant Action record must be unique based on the keys of District Number, Current Enrollment; Florida Education Identifier; Discipline/Resultant Action Code; School Number, Where Discipline/Resultant Action Occurred; Incident, Identifier; Survey Period Code and School Year. -first record accepted, all other duplicate records rejected-

EXAMPLE

The first, third and fourth records listed below would be loaded to the database assuming no other reject rule would cause their rejection. The second and fifth records would be rejected since they are duplicates of the first and fourth records, respectively (same District Number, Current Enrollment; Florida Education Identifier; Discipline/Resultant Action Code; School Number, Where Discipline/Resultant Action Occurred; Incident, Identifier; Survey Period Code; and School Year).

District Number, Current Enrollment	Florida Education Identifier	Discipline/ Resultant Action Code	Survey period Code	School Number Where Discipline Resultant Action Occurred	School Year	Incident, Identifier

STUDENT DISCIPLINE/RESULTANT ACTION – REJECT RULES

02	FL123456789100	C	5	0211	****	A0012345
* 02	FL123456789100	C	5	0211	****	A0012345
02	FL123456789200	O	5	0211	****	C2345678
02	FL123456789300	I	5	0211	****	D9876543
* 02	FL123456789300	I	5	0211	****	D9876543

**** = Valid fiscal year for data submission.

DISTRICT RESPONSIBILITY

If the rejected records should not have been submitted, no action is required. However, if the district wishes the data in the rejected records to be loaded to the database, the district must delete any invalid records, correct any rejected records if necessary, and resubmit the corrected records.

STUDENT DISCIPLINE/RESULTANT ACTION – REJECT RULES

8. The Transaction Code must be A, C or D. For the original transmission, only A is valid. For subsequent batch/update submissions, if A is specified then the record must not already exist on the database; if C or D is specified then the record must exist on the database. -record rejected-

EXAMPLE

For all original transmissions, the Transaction Code must be "A". An original transaction is the first submission of a record during a survey period. After the original transmission of records, changes to the record for elements other than the key elements must be done with a "C" as the Transaction Code. To delete a record, the Transaction Code must be a "D". To change key elements in a batch transaction, the record must FIRST be deleted with a "D" and then added with an "A". Records with an incorrect Transaction Code would be rejected.

DISTRICT RESPONSIBILITY

If the rejected records should not have been submitted, no action is required. However, if the district wishes the data in the rejected records to be loaded to the database, the district should correct the Transaction Code and resubmit the records.

STUDENT DISCIPLINE/RESULTANT ACTION – REJECT RULES

9. Incident, Identifier must be alphanumeric, may not be zero, and must not contain blanks. -record rejected-

EXAMPLE

The first two records listed below would be rejected. The first record would be rejected because the Incident, Identifier code is all zeroes. The second record would be rejected because the Incident, Identifier code contains leading blanks. The third record would be loaded to the database assuming no other edit caused it to be rejected.

District Number, Current Enrollment	Florida Education Identifier	Incident, Identifier
* 01	FL123456789100	00000000
* 01	FL123456789200	46
01	FL123456789400	00000045

DISTRICT RESPONSIBILITY

If the rejected records should not have been submitted, no action is required. However, if the district wishes the data in the rejected records to be loaded to the database, the district must correct the Incident, Identifier and resubmit the records.

STUDENT DISCIPLINE/RESULTANT ACTION – REJECT RULES

10. Incident, Date must be numeric, must be a valid date, in the range of 07/01/**** to 08/31/**** and not greater than the last day of the survey period. -record rejected-

EXAMPLE

The first record listed below would be loaded to the database assuming no other reject rule would cause its rejection. The second record would be rejected because the Incident, Date is greater than the last day of the survey period. The third record would be rejected because Incident, Date is not a valid date.

District Number, Current Enrollment	Survey Period Code	School Number, Where Incident Occurred	Incident, Identifier	Incident, Date
01	03	0271	A0000001	0122****
* 01	03	0271	X0000002	0308****
* 01	03	0271	D0000003	0230****

**** = Valid year for data submission.

DISTRICT RESPONSIBILITY

If the rejected records should not have been submitted, no action is required. However, if the district wishes the data in the rejected records to be loaded to the database, the district must correct the Incident, Date and resubmit the records.

STUDENT DISCIPLINE/RESULTANT ACTION – REJECT RULES

11. The Duration, Discipline Action must be a three digit numeric code indicating length of Discipline action. -record rejected-

EXAMPLE

The first two records listed below would be loaded to the database assuming no other reject rule would cause their rejection. The third record would be rejected because Duration, Discipline Action is not a valid code.

District Number, Current Enrollment	School Number, Current Enrollment	Florida Education Identifier	Duration, Discipline Action
01	0271	FL123456789100	008
01	0271	FL123456789200	001
* 01	0271	FL123456789300	C01

DISTRICT RESPONSIBILITY

If the rejected record should not have been submitted, no action is required. However, if the district wishes the data in the rejected record to be loaded to the database, the district must correct the Duration, Discipline Action code and resubmit the record.

STUDENT DISCIPLINE/RESULTANT ACTION – REJECT RULES

12. Item 3 - Filler on this format in position numbers 7-16 must be all spaces.
-record rejected-

EXAMPLE

The first record listed below would be loaded to the database assuming no other reject rule would cause its rejection. The second record would be rejected because the data reported is not all spaces.

District Number, Current Enrollment	School Number, Current Enrollment	Filler, Item #3
01	0151	
* 01	0151	265456789X

DISTRICT RESPONSIBILITY

If the rejected record should not have been submitted, no action is required. However, if the district wishes the data in the rejected record to be loaded to the database, the district must fill the positions noted with all spaces and resubmit the record.

STUDENT DISCIPLINE/RESULTANT ACTION – REJECT RULES

13. Student, Involved in Hate Crime code must be Y or N. -record rejected-

EXAMPLE

The first two records listed below would be loaded to the database assuming no other reject rule would cause their rejection. The third record would be rejected because the Student, Involved in Hate Crime code is not a valid code.

School Number, District Number, Current Enrollment	Where Incident Occurred	Student, Incident, Identifier	Involved in Hate Crime
01	0271	00000001	Y
01	0271	00000002	N
* 01	0271	00000003	Z

DISTRICT RESPONSIBILITY

If the rejected record should not have been submitted, no action is required. However, if the district wishes the data in the rejected record to be loaded to the database, the district must correct the Student, Involved in Hate Crime code and resubmit the record.

STUDENT DISCIPLINE/RESULTANT ACTION – REJECT RULES

14. Student, Use of Alcohol code must be Y or N. -record rejected-

EXAMPLE

The first two records listed below would be loaded to the database assuming no other reject rule would cause their rejection. The third record would be rejected because the Student, Use of Alcohol code is not a valid code.

District Number, Current Enrollment	School Number, Where Incident Occurred	Incident, Identifier	Student, Use of Alcohol
01	0271	00000001	Y
01	0271	00000002	N
* 01	0271	00000003	Z

DISTRICT RESPONSIBILITY

If the rejected record should not have been submitted, no action is required. However, if the district wishes the data in the rejected record to be loaded to the database, the district must correct the Student, Use of Alcohol code and resubmit the record.

STUDENT DISCIPLINE/RESULTANT ACTION – REJECT RULES

15. Student, Use of Drugs code must be Y or N. -record rejected-

EXAMPLE

The first two records listed below would be loaded to the database assuming no other reject rule would cause their rejection. The third record would be rejected because the Student, Use of Drugs code is not a valid code.

District Number, Current Enrollment	School Number, Where Incident Occurred	Incident, Identifier	Student, Use of Drugs
01	0271	A0000001	Y
01	0271	B0000002	N
* 01	0271	C0000003	Z

DISTRICT RESPONSIBILITY

If the rejected record should not have been submitted, no action is required. However, if the district wishes the data in the rejected record to be loaded to the database, the district must correct the Student, Use of Drugs code and resubmit the record.

STUDENT DISCIPLINE/RESULTANT ACTION – REJECT RULES

16. Student, Weapon Use code must be Y or N. -record rejected-

EXAMPLE

The first two records listed below would be loaded to the database assuming no other reject rule would cause their rejection. The third record would be rejected because the Student, Weapon Use code is not a valid code.

District Number, Current Enrollment	School Number, Where Incident Occurred	Incident, Identifier	Student, Weapon Use
01	0271	00000001	Y
01	0271	00000002	N
* 01	0271	00000003	Z

DISTRICT RESPONSIBILITY

If the rejected record should not have been submitted, no action is required. However, if the district wishes the data in the rejected record to be loaded to the database, the district must correct the Student, Weapon Use code and resubmit the record.

STUDENT DISCIPLINE/RESULTANT ACTION – REJECT RULES

-  17. If the Discipline/Resultant Action code is C or N, then Duration, Discipline Action must be zero. -record rejected-

EXAMPLE

The first and third records listed below would be loaded to the database assuming no other reject rule would cause their rejection. The second record would be rejected because the Duration, Discipline Action is greater than zero.

District Number, Current Enrollment	Florida Education Identifier	Discipline/ Resultant Action Code	Duration, Discipline Action
36	FL123456789100	C	000
* 36	FL123456789200	C	010
36	FL123456789300	E	090

DISTRICT RESPONSIBILITY

If the rejected record should not have been submitted, no action is required. However, if the district wishes the data in the rejected record to be loaded to the database, the district must correct the Duration, Discipline Action or the Discipline/Resultant Action Code and resubmit the record.

STUDENT DISCIPLINE/RESULTANT ACTION – REJECT RULES

18. If the Discipline/Resultant Action code is O, then Duration, Discipline Action must be greater than zero and less than or equal to 10. -record rejected-

EXAMPLE

The first and third records listed below would be loaded to the database assuming no other reject rule would cause their rejection. The second record would be rejected because the Duration, Discipline Action is greater than 10.

District Number, Current Enrollment	Florida Education Identifier	Discipline/ Resultant Action Code	Duration, Discipline Action
36	FL123456789100	O	008
* 36	FL123456789200	O	020
36	FL123456789300	O	010

DISTRICT RESPONSIBILITY

If the rejected record should not have been submitted, no action is required. However, if the district wishes the data in the rejected record to be loaded to the database, the district must correct the Duration, Discipline Action or the Discipline/Resultant Action Code and resubmit the record.

STUDENT DISCIPLINE/RESULTANT ACTION – REJECT RULES

19. If the Discipline/Resultant Action code is I, then Duration, Discipline Action must be greater than zero and less than or equal to 10. -record rejected-

EXAMPLE

The first and third records listed below would be loaded to the database assuming no other reject rule would cause their rejection. The second record would be rejected because the Duration, Discipline Action is greater than 10.

District Number, Current Enrollment	Florida Education Identifier	Discipline/ Resultant Action Code	Duration, Discipline Action
36	FL123456789100	I	004
* 36	FL123456789200	I	012
36	FL123456789300	I	010

DISTRICT RESPONSIBILITY

If the rejected record should not have been submitted, no action is required. However, if the district wishes the data in the rejected record to be loaded to the database, the district must correct the Duration, Discipline Action or the Discipline/Resultant Action Code and resubmit the record.

STUDENT DISCIPLINE/RESULTANT ACTION – REJECT RULES

20. If the School Number, Current Enrollment is not N998 or N999, then it must exist on the Master School Identification File as a valid active school number in the district of enrollment. -record rejected-

EXAMPLE

The record listed below would be rejected because the School Number, Current Enrollment is not valid and active on the Master School Identification File for the District Number, Current Enrollment.

District Number, Current Enrollment	School Number, Current Enrollment	Florida Education Identifier
* 01	0351	FL123456789100

DISTRICT RESPONSIBILITY

If the rejected record should not have been submitted, no action is required. However, if the district wishes the data in the rejected record to be loaded to the database, the district should correct the School Number, Current Enrollment and resubmit the record.

STUDENT DISCIPLINE/RESULTANT ACTION – REJECT RULES

21. The School Number, Where Discipline/Resultant Action Occurred must exist on the Master School Identification File as a valid active school number in the district of enrollment. -record rejected-

EXAMPLE

The record listed below would be rejected because the school number (last four positions of Discipline/Resultant Action Code) is not valid and active on the Master School Identification File for the District Number, Current Enrollment.

District Number, Current Enrollment	Florida Educator Identifier	School Number, Where Discipline/Resultant Action Occurred
* 40	FL123456789100	0112

DISTRICT RESPONSIBILITY

If the rejected record should not have been submitted, no action is required. However, if the district wishes the data in the rejected record to be loaded to the database, the district should correct the School Number, Where Discipline/Resultant Action Occurred and resubmit the record.

STUDENT DISCIPLINE/RESULTANT ACTION – REJECT RULES

22. If the Discipline/Resultant Action code is S, the Duration, Discipline Action must be equal to or greater than zero and less than or equal to 90. –reject record-

EXAMPLE

The first and third records listed below would be loaded to the database assuming no other reject rule would cause their rejection. The second record would be rejected because the Duration, Discipline Action is not equal to or great than zero and less than or equal to 90.

District Number, Current Enrollment	Florida Education Identifier	Discipline/ Resultant Action Code	Duration, Discipline Action
36	FL123456789100	S	004
* 36	FL123456789200	S	Blank
36	FL123456789300	S	012

DISTRICT RESPONSIBILITY

If the rejected record should not have been submitted, no action is required. However, if the district wishes the data in the rejected record to be loaded to the database, the district must correct the Duration, Discipline Action or the Discipline/Resultant Action Code and resubmit the record.

STUDENT DISCIPLINE/RESULTANT ACTION – REJECT RULES

23. Birth Date must be numeric and a valid date in the format MMDDYYYY.
-record rejected-

EXAMPLE

Each of the records listed below would be rejected. The first record would be rejected because Birth Date is not numeric; the second record would be rejected because Birth Date is an invalid date.

Florida Education Identifier	Survey Period Code	Year	Birth Date
* 123456789100	2	****	<u>ZZZZZZZZ</u>
* 123456789200	2	****	02301985

**** = Valid fiscal year for data submission.

DISTRICT RESPONSIBILITY

If the rejected records should not have been submitted, no action is required. However, if the district wishes the data in the rejected records to be loaded to the database, the district must correct the Birth Date and resubmit the records.

STUDENT DISCIPLINE/RESULTANT ACTION – REJECT RULES

-  24. Sex code must be M or F. -record rejected-

EXAMPLE

The records listed below would be rejected. The first record would be rejected because the sex code is not M or F. The second record would be rejected because sex code was left blank.

Florida Education Identifier	Sex
* FL123456789100	Z
* FL123456789200	

DISTRICT RESPONSIBILITY

If the rejected records should not have been submitted, no action is required. However, if the district wishes the data in the rejected records to be loaded to the database, the district must correct the sex code and resubmit the records.

STUDENT DISCIPLINE/RESULTANT ACTION – REJECT RULES

-  25. District Number, Where Incident Occurred must be numeric, in the range 01-68 or 71-75 or 80-82. -record rejected-

EXAMPLE

In the records listed below, the first two records would be loaded to the database assuming no other reject rule would cause their rejection. The third record would be rejected because the District Number, Where Incident Occurred is not in the range required.

District Number, Where Incident Occurred	School Number, Where Incident Occurred	Incident, Identifier
01	0271	A0000001
37	0531	A0000002
* 70	0011	D0000003

DISTRICT RESPONSIBILITY

If the rejected record should not have been submitted, no action is required. However, if the district wishes the data in the rejected record to be loaded to the database, the district must correct the District Number, Where Incident Occurred and resubmit the records.

STUDENT DISCIPLINE/RESULTANT ACTION – REJECT RULES

26. English Language Learners, PK-12 code must be LA, LY, LF, LP, LZ, or ZZ.
-record rejected-

EXAMPLE

The records listed below would be rejected. The first record would be rejected because the English Language Learners, PK-12 code is not valid. The second record would be rejected because the English Language Learners, PK-12 code was left blank.

Florida Education Identifier	English Language Learners, PK-12
* FL123456789100	00
* FL123456789200	

DISTRICT RESPONSIBILITY

If the rejected records should not have been submitted, no action is required. However, if the district wishes the data in the rejected records to be loaded to the database, the district must correct the English Language Learners, PK-12 codes and resubmit the records.

STUDENT DISCIPLINE/RESULTANT ACTION – REJECT RULES

27. Lunch Status Must be 0, 1, 3, 4, C, D, E, F, N or R. -record rejected-

EXAMPLE

Both records listed below would be rejected because the Lunch Status codes are invalid.

District Number, Current Enrollment	Florida Education Identifier	Survey Period Code	Lunch Status
* 01	FL123456789100	2	5
* 01	FL123456789200	2	K

DISTRICT RESPONSIBILITY

If the rejected records should not have been submitted, no action is required. However, if the district wishes the data in the rejected records to be loaded to the database, the district must correct the Lunch Status codes and resubmit the records.

STUDENT DISCIPLINE/RESULTANT ACTION – REJECT RULES

28. Birth Date must be less than or equal to the survey date. -record rejected-

EXAMPLE

If the survey week for the records listed below were October 8-12, 2002, the first record would be rejected because the Birth Date is not less than the Survey Date. The second and third records would be loaded to the database assuming no other reject rule would cause their rejection.

Florida Education Identifier	Survey Period Code	Year	Birth Date
* FL123456789100	2	****	11042002
FL124356789200	2	****	03121991
FL123456789300	2	****	08111992

**** = Valid fiscal year for data submission.

DISTRICT RESPONSIBILITY

If the rejected record should not have been submitted, no action is required. However, if the district wishes the data in the rejected record to be loaded to the database, the district must correct the Birth Date and resubmit the record.

STUDENT DISCIPLINE/RESULTANT ACTION – REJECT RULES

29. If Survey Period Code = 2 or 3, Grade Level code must be PK, KG or 01-12. If Survey Period Code = 5, Grade Level code must be PK, KG or 01-12. -record rejected-

EXAMPLE

The records listed below would be rejected. The first record would be rejected because the Grade Level code is invalid. The second record would be rejected because the Grade Level code was left blank.

Florida Education Identifier	Grade Level
* FL123456789100	K
* FL123456789200	

DISTRICT RESPONSIBILITY

If the rejected records should not have been submitted, no action is required. However, if the district wishes the data in the rejected records to be loaded to the database, the district must correct the Grade Level codes and resubmit the records.

STUDENT DISCIPLINE/RESULTANT ACTION – REJECT RULES

2A. If the Discipline/Resultant Action code is U, the Duration, Discipline Action must be greater than zero and less than or equal to 45. –reject record-

EXAMPLE

The first and third records listed below would be loaded to the database assuming no other reject rule would cause their rejection. The second record would be rejected because the Duration, Discipline Action is greater than 45.

District Number, Current Enrollment	Florida Education Identifier	Discipline/ Resultant Action Code	Duration, Discipline Action
36	FL123456789100	U	010
* 36	FL123456789200	U	050
36	FL123456789300	U	045

DISTRICT RESPONSIBILITY

If the rejected record should not have been submitted, no action is required. However, if the district wishes the data in the rejected record to be loaded to the database, the district must correct the Duration, Discipline Action or the Discipline/Resultant Action Code and resubmit the record.

STUDENT DISCIPLINE/RESULTANT ACTION – REJECT RULES

2B. There must be a valid association between the Grade Level listed below and the student's age. For Survey Periods 2 and 3, age will be determined as of Date Certain (Friday) of the survey period. For Survey Period 5, age will be determined as of June 30.

Grade Level	Age
PK -----	not equal to 9+
KG -----	not equal to 0-3, 11+
1-----	not equal to 0-4, 12+
2-----	not equal to 0-4, 13+
3-----	not equal to 0-4, 14+
4-----	not equal to 0-4, 15+
5-----	not equal to 0-4, 16+
6-----	not equal to 0-4, 18+
7-----	not equal to 0-4, 19+
8-----	not equal to 0-4, 20+
9-----	not equal to 0-4, 27+
10-----	not equal to 0-4, 28+
11-----	not equal to 0-4, 29+
12-----	not equal to 0-4, 30+

-record rejected-

EXAMPLE

The records below without an asterisk would be loaded to the database assuming no other reject rule would cause their rejection. The records below which are marked with an asterisk would be rejected because of the invalid association between the Grade Level of the student and the student's Birth Date.

Florida Education Identifier	Year	Grade Level	Birth Date
* FL123456789100	0405	02	02021990
FL123456789200	0405	08	05062003
FL123456789300	0405	PK	12022003
* FL123456789400	0405	12	08172014

DISTRICT RESPONSIBILITY

If the rejected records should not have been submitted, no action is required. However, if the district wishes the data in the rejected records to be loaded to the database, the district must correct the students' Grade Level or Birth Date and resubmit the records.

STUDENT DISCIPLINE/RESULTANT ACTION – REJECT RULES

2C. If the Discipline/Resultant Action code is H, then Duration, Discipline Action must be greater than zero and less than or equal to 90. -record rejected-

EXAMPLE

The first record listed below would be loaded to the database assuming no other reject rule would cause its rejection. The second and third records would be rejected because the Duration, Discipline Action is equal to 0 or greater than 90.

District Number, Current Enrollment	Florida Education Identifier	Discipline/ Resultant Action Code	Duration, Discipline Action
36	FL123456789100	H	008
* 36	FL123456789200	H	000
* 36	FL123456789300	H	103

DISTRICT RESPONSIBILITY

If the rejected records should not have been submitted, no action is required. However, if the district wishes the data in the rejected records to be loaded to the database, the district must correct the Duration, Discipline Action element or Discipline/Resultant Action code and resubmit the records.

STUDENT DISCIPLINE/RESULTANT ACTION – REJECT RULES

2D. The Student Number Identifier, Local may be any combination of letters, numbers and blanks. (All blanks are allowable.) It must be left-justified with trailing blanks. -record rejected-

EXAMPLE

The first three records listed below would be loaded to the database assuming no other edit would cause their rejection. The fourth record would be rejected because the Student Number Identifier, Local contains a symbol (@). The fifth record would be rejected because it is right-justified rather than left-justified.

District Number, Current Enrollment	Student Number Identifier, Local
01	0123456789
01	ABC123DEF9
01	3001 28K
* 01	2121@xyz
* 01	123456

DISTRICT RESPONSIBILITY

If the rejected records should not have been submitted, no action is required. However, if the district wishes the data in the rejected records to be loaded to the database, the district must correct the Student Number Identifier, Local and resubmit the records.

STUDENT DISCIPLINE/RESULTANT ACTION – REJECT RULES

2F. School Number, Where Discipline/Resultant Action Occurred must be numeric and a valid school number in the range 0001 to 9899, excluding 9001. -record rejected-

EXAMPLE

The third record listed below would be loaded to the database assuming no other reject rule would cause its rejection. The first two records below would be rejected because the School Number, Where Discipline/Resultant Action Occurred is invalid.

District Number, Current Enrollment	Florida Education Identifier	School Number, Where Discipline/Resultant Action Occurred
* 40	FL123456789100	C201
* 40	FL123456789200	9999
40	FL123456789300	0021

DISTRICT RESPONSIBILITY

If the rejected records should not have been submitted, no action is required. However, if the district wishes the data in the rejected records to be loaded to the database, the district should correct the School Number, Where Discipline/Resultant Action Occurred and resubmit the records.

STUDENT DISCIPLINE/RESULTANT ACTION – REJECT RULES

2G. Student, Involved in Bullying must be Y or N. -record rejected-

EXAMPLE

The first two records listed below would be loaded to the database assuming no other reject rule would cause their rejection. The third record would be rejected because Student, Involved in Bullying is not a valid code.

District Number, Current Enrollment	School Number, Current Enrollment	Incident, Identifier	Student, Involved in Bullying
01	0271	00000001	Y
01	0271	00000002	N
* 01	0271	00000003	Z

DISTRICT RESPONSIBILITY

If the rejected record should not have been submitted, no action is required. However, if the district wishes the data in the rejected record to be loaded to the database, the district must correct the Student, Involved in Bullying code and resubmit the record.

STUDENT DISCIPLINE/RESULTANT ACTION – REJECT RULES

2H. School Number, Where Incident Occurred must be numeric in the range 0001 – 9899. -record rejected-

EXAMPLE

The first two records listed below would be loaded to the database assuming no other reject rule would cause their rejection. The third record would be rejected because the School Number, Where Incident Occurred is not in the appropriate numerical range. The fourth record would be rejected because the School Number, Where Incident Occurred is not numeric.

District Number, Current Enrollment	School Number, Where Incident Occurred	Florida Education Identifier
01	0271	FL123456789100
01	0271	FL123456789200
* 01	9999	FL123456789300
* 01	C901	FL123456789400

DISTRICT RESPONSIBILITY

If the rejected records should not have been submitted, no action is required. However, if the district wishes the data in the rejected records to be loaded to the database, the district must correct the School Number, Where Incident Occurred and resubmit the records.

STUDENT DISCIPLINE/RESULTANT ACTION – REJECT RULES

2I. School Number, Where Incident Occurred must exist on the Master School Identification File as a valid active school in the District Number, Current Enrollment. -record rejected-

EXAMPLE

The first two records listed below would be loaded to the database assuming no other reject rule would cause their rejection. The third record would be rejected because the School Number, Where Incident Occurred is not a valid active school number for the district.

District Number, Current Enrollment	School Number, Where Incident Occurred	Florida Education Identifier
01	0271	FL123456789100
01	0271	FL123456789200
* 01	0062	FL123456789300

DISTRICT RESPONSIBILITY

If the rejected record should not have been submitted, no action is required. However, if the district wishes the data in the rejected record to be loaded to the database, the district must correct the School Number, Where Incident Occurred and resubmit the record.

STUDENT DISCIPLINE/RESULTANT ACTION – REJECT RULES

2J. Zero-Tolerance: Expulsions code must be Y, N or Z. -record rejected-

EXAMPLE

The first two records listed below would be loaded to the database assuming no other reject rule would cause their rejection. The third record would be rejected because the Zero-Tolerance: Expulsions code is not a valid code.

District Number, Current Enrollment	Florida Education Identifier	Zero-Tolerance: Expulsions
01	FL123456789100	Y
01	FL123456789200	Z
* 01	FL123456789300	G

DISTRICT RESPONSIBILITY

If the rejected record should not have been submitted, no action is required. However, if the district wishes the data in the rejected record to be loaded to the database, the district must correct the Zero-Tolerance: Expulsions code and resubmit the record.

STUDENT DISCIPLINE/RESULTANT ACTION – REJECT RULES

2K. If the Zero-Tolerance: Expulsions code is Y or N, then Discipline/Resultant Action Code must be E, F or U. If the Discipline/Resultant Action Code is E, F or U then the Zero-Tolerance: Expulsions code must be Y or N. -record rejected-

EXAMPLE

The first and second records listed below would be loaded to the database assuming no other reject rule would cause their rejection. The third record would be rejected because the Discipline/Resultant Action code is not E, F or U.

District Number, Current Enrollment	Florida Education Identifier	Zero- Tolerance: Expulsions Code	Discipline/ Resultant Action Code
36	FL123456789100	Y	F
36	FL123456789200	N	U
*36	FL123456789300	Y	O

DISTRICT RESPONSIBILITY

If the rejected record should not have been submitted, no action is required. However, if the district wishes the data in the rejected record to be loaded to the database, the district must correct the Discipline/Resultant Action Code or the Zero-Tolerance: Expulsions code and resubmit the record.

STUDENT DISCIPLINE/RESULTANT ACTION – REJECT RULES

2L. Florida Education Identifier (FLEID) is alphanumeric and must be entered as “FL” in the first 2 positions followed by twelve numeric digits. No blanks, spaces or all zeros for the twelve numeric digits are allowable. -record rejected-

EXAMPLE

The first two records listed below would be loaded to the database assuming no other reject rule would cause their rejection. The third record would be rejected because the Florida Education Identifier (FLEID) is not a valid FLEID.

District Number, Current Enrollment	Florida Education Identifier
01	FL340945895734
01	FL004583948567
* 01	FL000000000000

DISTRICT RESPONSIBILITY

If the rejected record should not have been submitted, no action is required. However, if the district wishes the data in the rejected record to be loaded to the database, the district must correct the Florida Education Identifier and resubmit the record for processing.

STUDENT DISCIPLINE/RESULTANT ACTION – STATE VALIDATION RULES

31. For surveys 2 and 3, each Student Discipline/Resultant Action record must have a matching Student Demographic record based on District Number, Current Enrollment; Florida Education Identifier; Survey Period Code and School Year unless School Number/Current Enrollment is N998 or N999. For survey 5, each Student Discipline/Resultant Action record must have a matching Student Demographic and Student End of Year Status record based on District Number, Current Enrollment; Florida Education Identifier; Survey Period Code and School Year unless School Number/Current Enrollment is N998 or N999.
 -state validation-

EXAMPLE

The first two records below would not pass this edit because they do not have matching Student Demographic records. The third record below would pass this edit because there is a matching Student Demographic Information record.

Student Discipline/Resultant Action

District Number, Current Enrollment	Florida Education Identifier	Survey Period Code	School Year
* 01	FL123456789100	5	****
* 01	FL123456789200	2	****
01	FL123456789300	2	****

District Number, Current Enrollment	Florida Education Identifier	Survey Period Code	School Year
* 01	FL123456789100	5	****
* 01	FL123456789200	2	****
01	FL123456789300	2	****

Student Demographic Information


District Number, Current Enrollment	Florida Education Identifier	Survey Period Code	School Year
01	FL123456789300	2	****

STUDENT DISCIPLINE/RESULTANT ACTION – STATE VALIDATION RULES

DISTRICT RESPONSIBILITY

The district must delete the Student Discipline/Resultant Action records or add matching Student Demographic Information records.

STUDENT DISCIPLINE/RESULTANT ACTION – STATE VALIDATION RULES

-  33. If the Student, Use of Drugs code is Y, then the Drug Description code on the matching Student Environmental Safety Incident Report (SESIR) format must be M, N, O or P. The records match is done using the District Number, Current Enrollment on the Student Discipline/Resultant Action format matched to the District Number, Where Incident Occurred on the SESIR format; along with matching School Year, Survey Period Code and Incident, Identifier. –state validation–

EXAMPLE

The first and third records listed below would meet the criteria specified in the edit above. The second record would cause a message to be generated because the Drug Description code is incorrect for the Student, Use of Drugs code reported.

Student Discipline/Resultant Action Records

District Number, Current Enrollment	Florida Education Identifier	Incident, Identifier	Student, Use of, Drugs
36	FL123456789100	0000001	Y
* 36	FL123456789200	0000002	Y
36	FL123456789300	0000003	Y

School Environmental Safety Incident Report (SESIR) Records

District Number, Where Incident Occurred	School Number, Where Incident Occurred	Incident, Identifier	Drug Description
36	0271	00000001	M
* 36	0271	00000002	Z
36	0271	00000003	M

DISTRICT RESPONSIBILITY

The district should review the Student, Use of Drugs code and the Drug Description code and correct the code that is in error.

STUDENT DISCIPLINE/RESULTANT ACTION – STATE VALIDATION RULES

-  34. If Incident, Weapon-Related code on the School Environmental Safety Incident Report is 1, 2, 3 or 4, then Student, Weapon Use may be Y or N. If Incident, Weapon-Related code is N, then Student, Weapon Use code must be N.

The records should match on District Number, Current Enrollment on the Student Discipline Resultant Action record and District Number, Where Incident Occurred on the School Environmental Safety Incident Report record; Survey Period Code; School Year; Incident Identifier; and Incident Date. –state validation–

EXAMPLE

The first two records below would pass the edit above. The third record below would fail the edit because the Incident, Weapon-Related code is N and the Incident, Student, Weapon Use is coded Y.

Student Discipline Resultant Action Records

District Number, Current Enrollment	Incident, Identifier	Incident, Date	Student Weapon, Use
01	C0000121	1211****	N
01	C0000122	1106****	Y
* 01	C0000123	1022****	Y

School Environmental Safety Incident Report Records

District Number, Where Incident Occurred	Incident, Identifier	Incident, Date	Incident, Weapon-Related
01	C0000121	1211****	1
01	C0000122	1106****	2
* 01	C0000123	1022****	N

**** represents a valid year for the data.

DISTRICT RESPONSIBILITY

The district must review the Student, Weapon Use and Incident, Weapon-Related codes and correct the one that is in error by submitting a change to the incorrect record.

STUDENT DISCIPLINE/RESULTANT ACTION – STATE VALIDATION RULES

35. If Survey = 2 or 3 and if the Discipline/Resultant Action code is E, then Withdrawal Code, PK-12 on at least one Prior School Status/Student Attendance (PSS/SA) record must = W21. If Survey = 5 and if the Discipline/Resultant Action code is E, then the Withdrawal Code, PK-12 on at least one PSS/SA record must = W21.

The records should be matched on the following items: District Number, Current Enrollment; Florida Education Identifier; Survey Period Code; and School Year.
–state validation–

EXAMPLE

The first record listed below would meet the criteria specified in the edit above. The second record would cause a message to be generated because the Discipline/Resultant Action Code = E, the Survey Period = 5, but the Withdrawal Code, PK-12 does not equal W21.

Student Discipline/Resultant Action

District Number, Current Enrollment	Florida Education Identifier	Discipline/ Resultant Action Code	Survey Period
36	FL123456789100	E	5
* 36	FL123456789200	E	5

Prior School Status/Student Attendance

District Number, Current Enrollment	Florida Education Identifier	Withdrawal Code, PK-12	Survey Period
36	FL123456789100	W21	5
* 36	FL123456789200	W3A	5

DISTRICT RESPONSIBILITY

The district should review the Discipline/Resultant Action code and the Withdrawal Code, PK-12 and correct the code that is in error.

STUDENT DISCIPLINE/RESULTANT ACTION – STATE VALIDATION RULES

36. If the Discipline/Resultant Action code is E, then there must not be a matching Exceptional Student record unless the Exceptionality, Primary = L (Gifted) and Exceptionality, Other = Z. The match should be done on District Number, Current Enrollment; Survey Period Code; School Year matched to Year and Florida Education Identifier. – state validation–

EXAMPLE

The first record listed below would pass the edit above. The second record would cause a message to be generated because the Discipline/Resultant Action Code = E and the student is a student with a disability (exceptionality code other than L).

Student Discipline/Resultant Action Records

District Number, Current Enrollment	Florida Education Identifier	Discipline/ Resultant Action Code	Survey Period
36	FL123456789100	E	5
* 36	FL123456789200	E	5

Exceptional Student Records

District Number, Current Enrollment	Florida Education Identifier	Exceptionality, Primary	Exceptionality, Other	Survey Period Code
36	FL123456789100	L	Z	5
* 36	FL123456789200	J	L	5

DISTRICT RESPONSIBILITY

The district should review the Discipline/Resultant Action code, the Exceptionality, Primary and the Exceptionality, Other and correct the code that is in error.

STUDENT DISCIPLINE/RESULTANT ACTION – STATE VALIDATION RULES

- 37. If Student, Weapon Use on the Student Discipline Resultant Action format = Y, then Weapon, Description on the School Environmental Safety Incident Report format must not = Z.

The records should match on District Number, Current Enrollment on the Student Discipline Resultant Action record and District Number, Where Incident Occurred on the School Environmental Safety Incident Report record; School Number, Where Incident Occurred on the SESIR format matched to School Number, Where Discipline/Resultant Action Occurred on the SDR format; Survey Period Code; School Year; Incident Identifier; and Incident Date. –state validation-

EXAMPLE

The first record below would pass the edit above. The second record below would fail the edit because Student, Weapon Use is coded Y and the matching School Environmental Safety Incident Report record Weapon, Description code is Z.

Student Discipline Resultant Action Records

District Number, Current Enrollment	School Number Where Discipline/ Resultant Action Occurred	Incident, Identifier	Incident, Date	Student Weapon, Use
01	0021	0121	1211****	Y
* 01	0021	0121	1022****	Y

School Environmental Safety Incident Report Records

District Number, Current Enrollment	School Number Where Incident Occurred	Incident, Identifier	Incident, Date	Weapon, Description
01	0021	0121	1211****	F
*01	0021	0121	1022****	Z

**** represents a valid year for the data.

DISTRICT RESPONSIBILITY

The district must review the Student, Weapon Use and Weapon, Description codes and correct the one that is in error by submitting a change to the incorrect record.

STUDENT DISCIPLINE/RESULTANT ACTION – STATE VALIDATION RULES

38. If the Discipline/Resultant Action code is U, then there must be a matching Exceptional Student record with

- **Exceptionality, Primary not equal to L or with Exceptionality, Primary = L (Gifted) and Exceptionality, Other not equal to Z, and**
- **an Exceptional Student, Dismissal Date of zero or an Exceptional Student, Dismissal Date that is greater than (after) the Incident Date, and**
- **an Exceptional Student, Placement Date that is less than or equal to the Incident Date.**

**The match should be done on District Number, Current Enrollment; Florida Education Identifier; Survey Period Code; and School Year matched to Year.
–state validation–**

EXAMPLE

The first record listed below would pass this edit. The second record would cause a message to be generated because the Discipline/Resultant Action Code is U and the student is not a student with a disability (exceptionality code other than L).

Student Discipline/Resultant Action Records

District Number, Current Enrollment	Florida Education Identifier	Discipline/ Resultant Action Code	Survey Period
36	FL123456789100	U	5
* 36	FL123456789200	U	5


Exceptional Student Records

District Number, Current Enrollment	Florida Education Identifier	Exceptionality, Primary	Exceptionality, Other	Survey Period Code
36	FL123456789100	J	Z	5
* 36	FL123456789200	L	Z	5

DISTRICT RESPONSIBILITY

The district should review the Discipline/Resultant Action code, the Exceptionality, Primary and the Exceptionality, Other and correct the item that is in error.

STUDENT DISCIPLINE/RESULTANT ACTION – STATE VALIDATION RULES

-  **39. If the Discipline/Resultant Action Code is U, then one of the following must be true:**
- a. **Student, Use of Drugs must be Y; or**
 - b. **Student, Weapon Use must be Y; or**
 - c. **there is a matching School Environmental Safety Incident Report (SESIR) record with an Incident, Injury-Related code of A or B.**

The records should match on District Number, Current Enrollment on the Student Discipline Resultant Action (SDRA) record and District Number, Where Incident Occurred on the SESIR record; School Number, Where Incident Occurred on the SESIR format matched to School Number, Where Discipline/Resultant Action Occurred on the SDRA format; Survey Period Code; School Year; Incident Identifier; and Incident Date. –state validation–

EXAMPLE

The first record below would pass the edit above. The second record below would fail the edit because the Discipline/Resultant Action Code is U and none of the three conditions are true. The Student, Use of Drugs code is not Y. The Student, Weapon Use code is not Y. The Incident, Injury-Related code is not A or B on the matching School Environmental Safety Incident Report record.

Student Discipline Resultant Action Records

District Number, Current Enrollment	School Number Where Discipline Resultant Action Occured	Incident Identifier	Incident Date	Discipline/ Resultant Action Code	Student Use of Drugs	Student Weapon Use
01	0021	0121	1211****	U	Y	N
* 01	0021	0325	1022****	U	N	N

School Environmental Safety Incident Report Records

District Number, Current Enrollment	School Number Where Incident Occurred	Incident, Identifier	Incident, Date	Incident, Injury-Related
01	0021	0121	1211****	Z
* 01	0021	0325	1022****	Z

**** represents a valid year for the data.

STUDENT DISCIPLINE/RESULTANT ACTION – STATE VALIDATION RULES

DISTRICT RESPONSIBILITY

The district must review the Discipline/Resultant Action Code; Student, Use of Drugs code; Student, Weapon Use code and the Incident, Injury-Related code and correct the one that is in error by submitting a change to the incorrect record.



STUDENT DISCIPLINE/RESULTANT ACTION – STATE VALIDATION RULES

3A. If Discipline/Resultant Action Code on the Student Discipline/Resultant Action format = S, then there must be a matching record on the School Environmental Safety Incident Report (SESIR) format.

The records should match on District Number, Current Enrollment on the Student Discipline Resultant Action [SDRA] record and District Number, Where Incident Occurred on the School Environmental Safety Incident Report [SESIR] record; School Number, Where Incident Occurred on the SESIR format matched to School Number, Where Discipline/Resultant Action Occurred on the SDRA format; Survey Period Code; School Year; Incident Identifier; and Incident Date. –state validation–

EXAMPLE

The first record below would pass the edit above. The second record below would fail the edit because Discipline/Resultant Action Code = S and there is no matching School Environmental Safety Incident Report record.

Student Discipline/Resultant Action Records

District Number, Current Enrollment	School Number, Where Discipline/Resultant Action Occurred	Incident, Identifier	Incident, Date	Discipline/Resultant Action Code
01	0021	0121	1211****	S
* 01	0021	0122	1022****	S

School Environmental Safety Incident Report Records

District Number, Where Incident Occurred	School Number, Where Incident Occurred	Incident, Identifier	Incident, Date
01	0021	0121	1211****

**** represents a valid year for the data.

DISTRICT RESPONSIBILITY

The district must determine if the Student Discipline/Resultant Action record is in error or if a School Environmental Safety Incident Report record should be added and respond with the appropriate action.

STUDENT DISCIPLINE/RESULTANT ACTION - EXCEPTION REPORTS

40. If the Discipline/Resultant Action code is F or P, then Duration, Discipline Action must be greater than zero and less than or equal to 210. –exception report-

EXAMPLE

The first and third records listed below would meet the criteria specified in the edit above. The second record would cause a message to be generated because the Duration, Discipline Action is greater than 210.

District Number, Current Enrollment	Florida Education Identifier	Discipline/ Resultant Action Code	Duration, Discipline Action
36	FL123456789100	P	050
* 36	FL123456789200	P	365
36	FL123456789300	F	210

DISTRICT RESPONSIBILITY

The district should verify the Discipline/Resultant Action Code and the Duration, Discipline Action code and correct if in error.

STUDENT DISCIPLINE/RESULTANT ACTION - EXCEPTION REPORTS

41. If the Discipline/Resultant Action code is E, then Duration, Discipline Action must be greater than zero and less than or equal to 210. –exception report-

EXAMPLE

The first and third records listed below would meet criteria specified in the edit above. The second record would cause a message to be generated because the Duration, Discipline Action is greater than 210.

District Number, Current Enrollment	Florida Education Identifier	Discipline/ Resultant Action Code	Duration, Discipline Action
36	FL123456789100	E	050
* 36	FL123456789200	E	365
36	FL123456789300	E	210

DISTRICT RESPONSIBILITY

The district should verify the Discipline/Resultant Action Code and the Duration, Discipline Action code and correct if in error.

STUDENT DISCIPLINE/RESULTANT ACTION - EXCEPTION REPORTS

42. If Grade Level is KG-12, the student must be at least 5 years old on or before September 1 of the school year being reported. -exception report-

Note: Students who transfer to Florida from states with different minimum starting ages are accepted into the grade into which they are transferring.

EXAMPLE

The record listed below would cause a message to be generated because Grade Level is KG and age is less than 5.

Florida Education Identifier	Year	Survey Period Code	Grade Level	Birth Date
* FL123456789100	1011	2	KG	02192009

DISTRICT RESPONSIBILITY

The district should verify the Birth Date and Grade Level and correct one of these if there is an error.

STUDENT DISCIPLINE/RESULTANT ACTION - EXCEPTION REPORTS

44. If Survey Period Code is equal to 5, and Discipline/Resultant Action code is H, then there must be a matching Student Discipline/Resultant Action record with code E, F, or P. The match should be done using District Number, Current Enrollment; Florida Education Identifier; School Number, Where Discipline/Resultant Action Occurred; Incident, Identifier, Survey Period Code; Incident Date; and School Year. –exception report-

EXAMPLE

The first set of records listed below would meet the criterion specified in the edit above. The second set of records would cause a message to be generated because the Discipline/Resultant Action Code of H does not have a matching record with a Discipline/Resultant Action Code of E, F, or P.

Florida Education Identifier	Discipline/ Resultant Action Code	Incident Identifier
FL123456789100	E	12345678
FL123456789200	H	12345678

Florida Education Identifier	Discipline/ Resultant Action Code	Incident Identifier
* FL123456789100	H	23456781
* FL123456789200	U	23456781

DISTRICT RESPONSIBILITY

The district should verify the Discipline/Resultant Action Code of H and correct it if it is in error. If it is not in error, the district should submit a matching record with a Discipline/Resultant Action Code of E, F or P, if appropriate.

STUDENT DISCIPLINE/RESULTANT ACTION - EXCEPTION REPORTS

45 If Survey = 5 and if the Discipline/Resultant Action code is E, then the Withdrawal Reason on the Student End of Year Status record must = W21.

The records should be matched on the following items: District Number, Current Enrollment; Florida Education Identifier; Survey Period Code; and School Year – exception report-

EXAMPLE

The first record listed below would meet the criteria specified in the edit above. The second record would cause a message to be generated because the Discipline/Resultant Action Code = E, the Survey Period = 5, but the Withdrawal Reason does not equal W21.

Student Discipline/Resultant Action

District Number, Current Enrollment	Florida Education Identifier	Discipline/ Resultant Action Code	Survey Period
36	FL123456789100	E	5
* 36	FL123456789200	E	5

Student End of Year Status

District Number, Current Enrollment	Florida Education Identifier	Withdrawal Reason	Survey Period
36	FL123456789100	W21	5
* 36	FL123456789200	W03	5

DISTRICT RESPONSIBILITY

The district should review the Discipline/Resultant Action code and the Withdrawal Reason code and, if one is found to be in error, revise the incorrect code.

STUDENT DISCIPLINE/RESULTANT ACTION – AGGREGATE EXCEPTION REPORTS

60. If Survey Period is 5, for each district there must be at least one record with a Discipline/Resultant Action Code of E or F (expelled from school with or without services). –aggregate exception–

Note: An error message will be printed on the exception report for districts that do not meet the aggregate exception edit above.

EXAMPLE

There are no records for District 01 (Alachua) with a Discipline/Resultant Action code of E or F in Survey Period 5 on the Student Database Student Discipline/Resultant Action table. It is expected that the district will have at least one incidence of a student being expelled during the school year.

An aggregate exception error message is generated for District 01 on the exception report indicating that the district failed this aggregate exception edit.

DISTRICT RESPONSIBILITY

The district must review official expulsion records for the year and submit any missing Student Discipline/Resultant Action records.