



Policy and Budget Outlook

Presentation to the State Board of Education

July 17, 2019



FLORIDA DEPARTMENT OF
EDUCATION
fldoe.org

www.FLDOE.org



Policy Outlook

J. Alex Kelly, Chief of Staff and
Dr. Eric Hall, Chancellor for Innovation

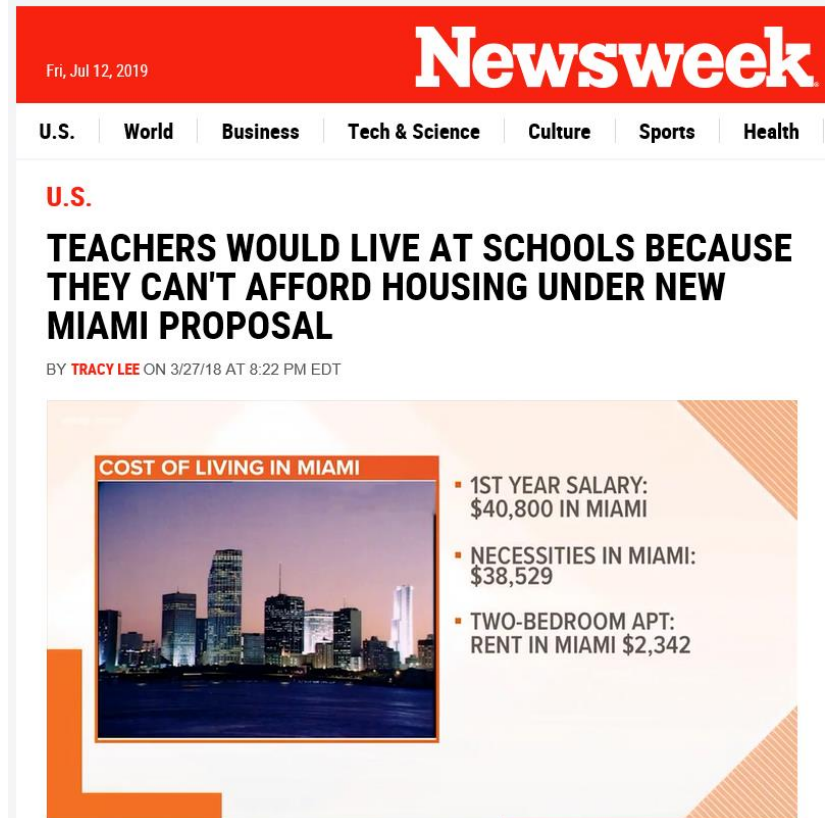
Teacher Compensation

- 2019:
 - \$75 per student increase to the Base Student Allocation (BSA) and \$242.60 per student increase to the FEFP.
 - \$50 million increase to Best and Brightest, totally \$284.5 million.
- Teacher Pay in Florida vs. all 50 States & D.C.:
 - #36 overall, \$49,407 per the National Center for Education Statistics; and
 - #27 starting (first-year) pay, \$37,636 per the National Education Association (\$40,939 per self-reported data by school districts in Florida).

Teacher Pay Not on Par

- Organization for Economic Cooperation and Development found that in the US teachers make about 55%-60% as much as other people who also have post-secondary education.
- Economic Policy Institute also see a gap, albeit smaller, at about 18.7%, noting that teachers have higher than average benefits but still lag behind.

Housing Issues for Teachers




The image shows a screenshot of a Newsweek article from July 12, 2019. The article is titled "TEACHERS WOULD LIVE AT SCHOOLS BECAUSE THEY CAN'T AFFORD HOUSING UNDER NEW MIAMI PROPOSAL" by Tracy Lee. It includes a list of costs in Miami: 1st year salary (\$40,800), necessities (\$38,529), and two-bedroom apartment rent (\$2,342). The article also features a photo of the Miami skyline at night.

Newsweek
Fri, Jul 12, 2019

U.S. | World | Business | Tech & Science | Culture | Sports | Health

U.S.
TEACHERS WOULD LIVE AT SCHOOLS BECAUSE THEY CAN'T AFFORD HOUSING UNDER NEW MIAMI PROPOSAL
BY TRACY LEE ON 3/27/18 AT 8:22 PM EDT

COST OF LIVING IN MIAMI



- 1ST YEAR SALARY: \$40,800 IN MIAMI
- NECESSITIES IN MIAMI: \$38,529
- TWO-BEDROOM APT: RENT IN MIAMI \$2,342

Teacher Compensation

- Research shows that a teacher pay increase without levers to incentivize and reward quality does not benefit student learning.
- A pay increase would be most effective if combined with policies that reward highly effective teachers and principals and recruit a great talent pipeline of future teachers.

Expanding Access to High Quality Early Learning Opportunities

- VPK Readiness Rates – Priority to reduce the number of providers on probation
- Developing State Board Rule for August which places additional focus on growth rates.
- Development of Funding Model for VPK - Statutory deadline is October 1st for submission to Legislature
- Establishment of New State Advisory Council – Focused on the development of Early Childhood Strategic Plan.
- Maximize funding that directly impacts students and early learning classrooms/centers.

EO 19-31 – Workforce Education

Progress

- Established advisory committee & expert groups
- Identified guiding principles for secondary & postsecondary CTE
- Identified programs that will be included in audit
- Published draft program quality indicators for secondary & postsecondary CTE

Next Steps

- Finalize program quality indicators with stakeholder feedback
- Establish a performance baseline for each CTE program
- Establish statewide benchmarks for each indicator
- Determine which programs met/did not meet benchmarks

EO 19-32 - Standards Review

Progress

- Consensus calls with teacher experts to develop first drafts
- Consulted with national experts in math and ELA
- Grades 9-12 and 6-8 first draft posted for public comment in **May**
- Continued work on 6-12 standards incorporating feedback from public and specialty stakeholders
- Grades K-5 first draft posted for public comment in **July**

Next Steps

- Post second draft for public input in **August**
- Hold roundtable meetings across the state in **September/October**
- Prepare final report for Governor due **January 1, 2020**
- Present revised standards to State Board of Education in **spring 2020**

EO 19-45 - School Safety

- A. Audit of Diversion Programs
- B. Review of Diversion Programs
 - DOE & DJJ collaborated to survey each district
 - Based on information gathered, DJJ drafted a report which was provided to Governor DeSantis on July 1, 2019
- C. Reopen/Extension of Guardian Program
 - Number of Guardian districts grew from 25 to 34
- D. Best Practices for Harm Mitigation
 - Provided to Governor DeSantis on July 1, 2019
- E. Commissioner Letter on Compliance with s. 1006.12, F.S.
 - Sent out May 31, 2019
- F. Centralized Integrated Data Repository
 - Named “Florida School Safety Portal”
 - Finalizing data sharing contract with DCF and school district
 - Building training materials

School Safety

- Mental Health Rule – July SBOE meeting (First Lady's Hope for Healing initiative)
- Substance Abuse Prevention Rule – August SBOE meeting (First Lady's Hope for Healing Initiative)
- Child Trafficking Free Zones rule – September SBOE meeting.



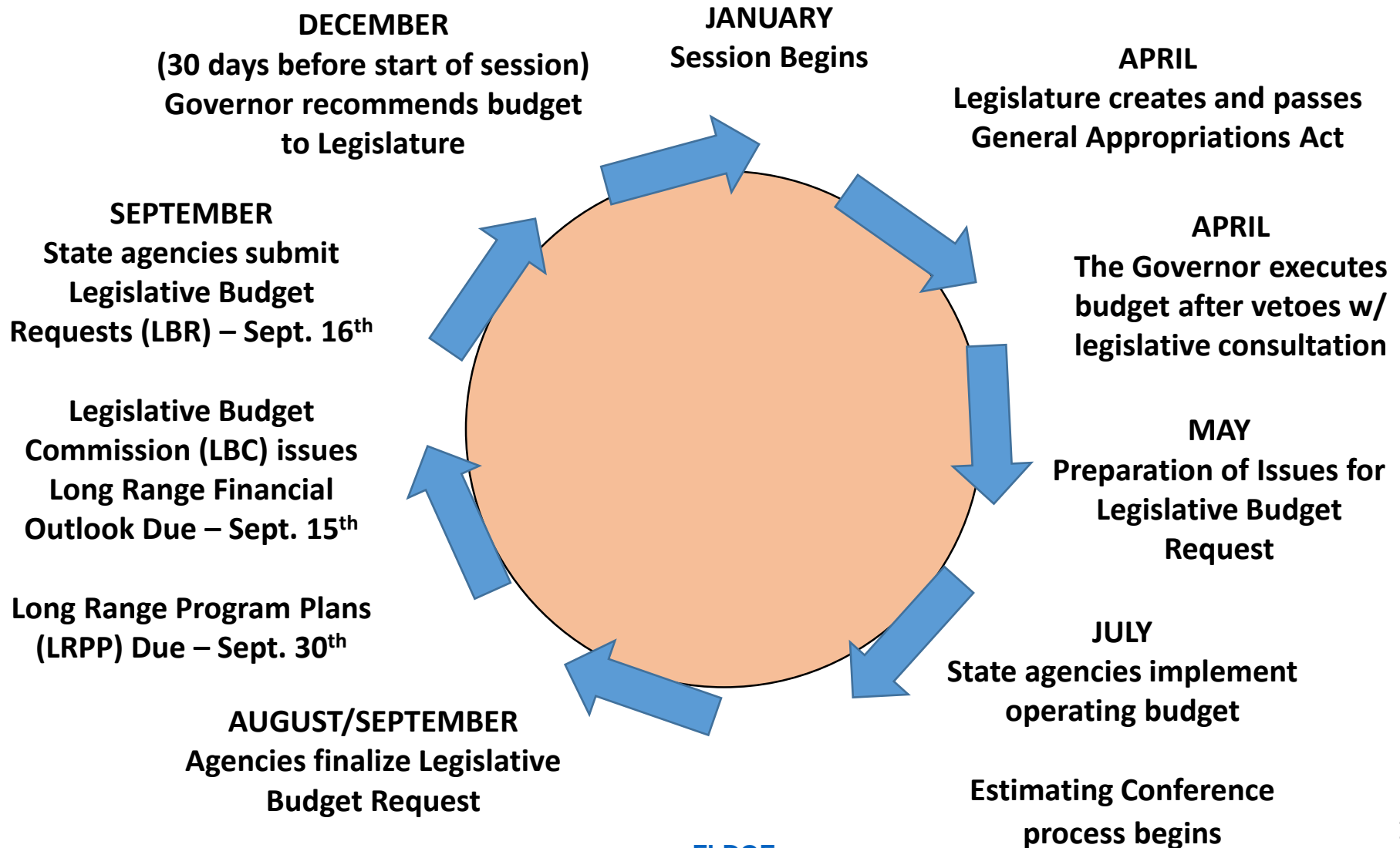
Budget Outlook

Suzanne Pridgeon, Deputy Commissioner, Finance and Operations

Budget Guidelines

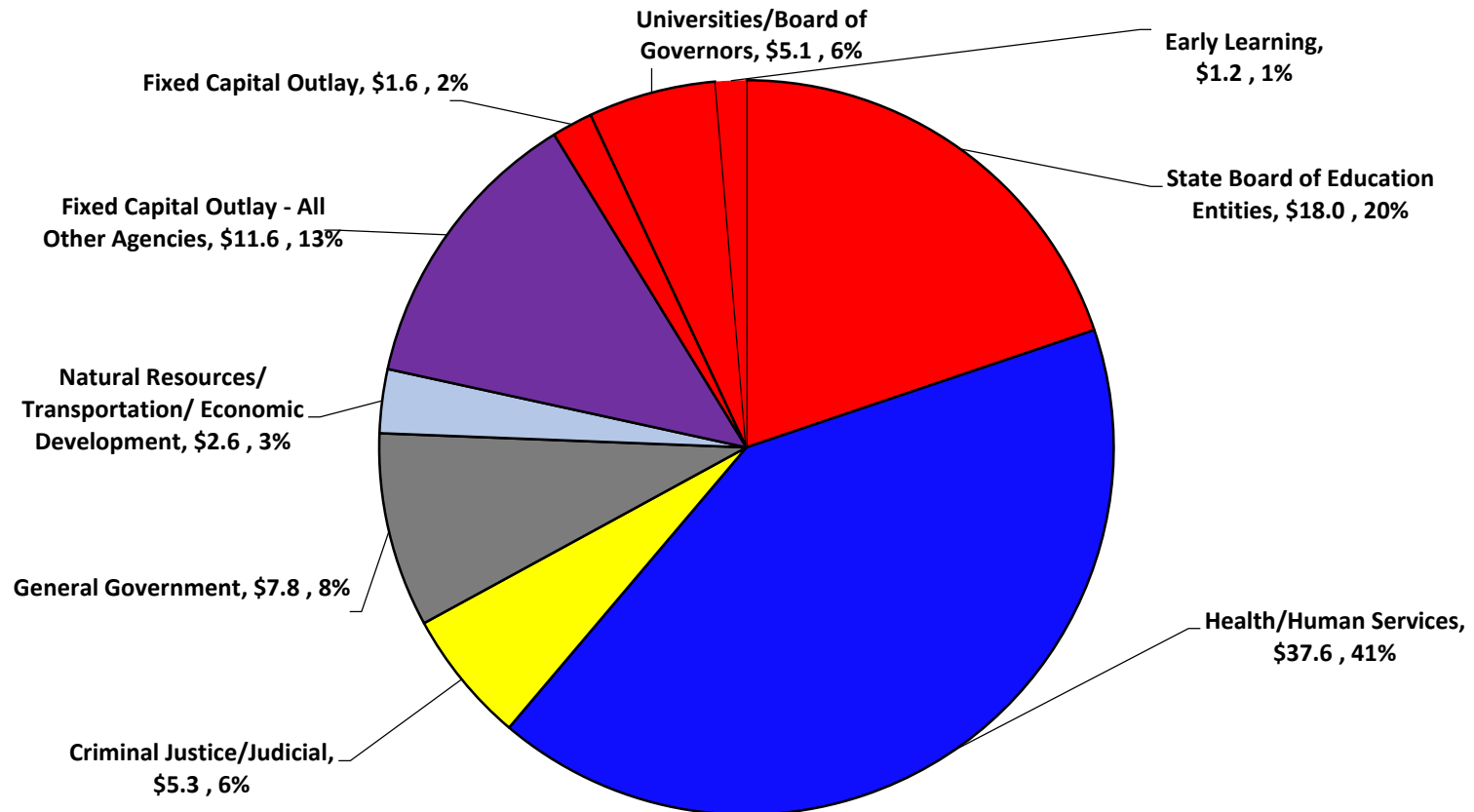
1. Provide continuation funding, including the replacement of nonrecurring funds, for items that meet at least one of the following criteria:
 - a. Constitutional requirements
 - b. Statutory requirements
 - c. Supports the State Board of Education, Strategic Plan Initiatives and Commissioner's Priorities
 - d. Alignment with the Governor's Priority Initiatives
2. Include no change in 2019-20 millage rates, tuition or fees.
3. Use the most currently available consensus estimating conference data to provide enrollment-based funding adjustments based on 2018-19 appropriated funding levels, including performance-based and declining enrollment adjustments.
4. Develop a fixed capital outlay budget in accordance with statutory requirements and consensus revenue estimates of available cash.

Budget Process Cycle



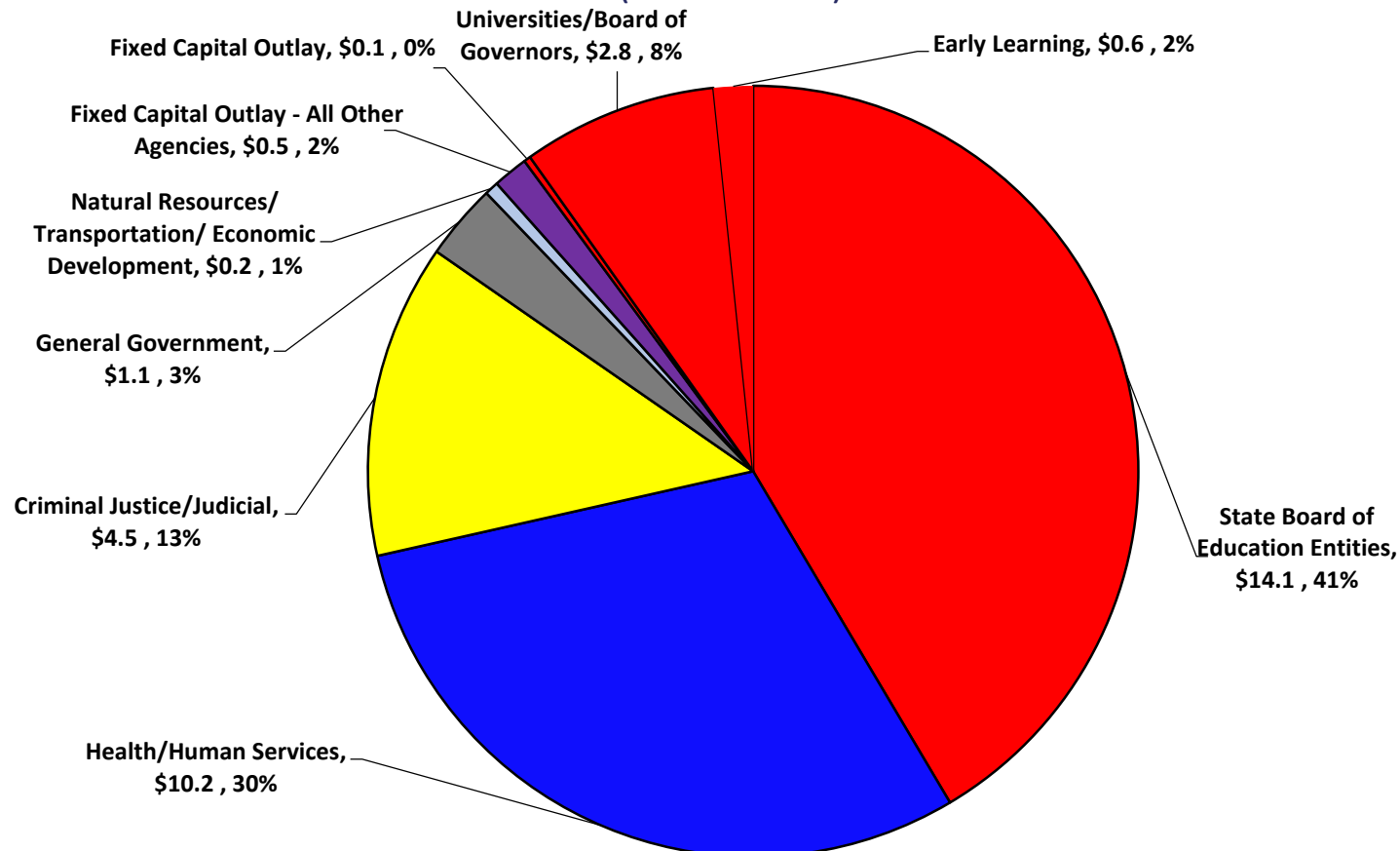
2019-20 Statewide Funds Operations and Fixed Capital Outlay =\$90.9 billion

(amounts in billions)
(after vetoes)

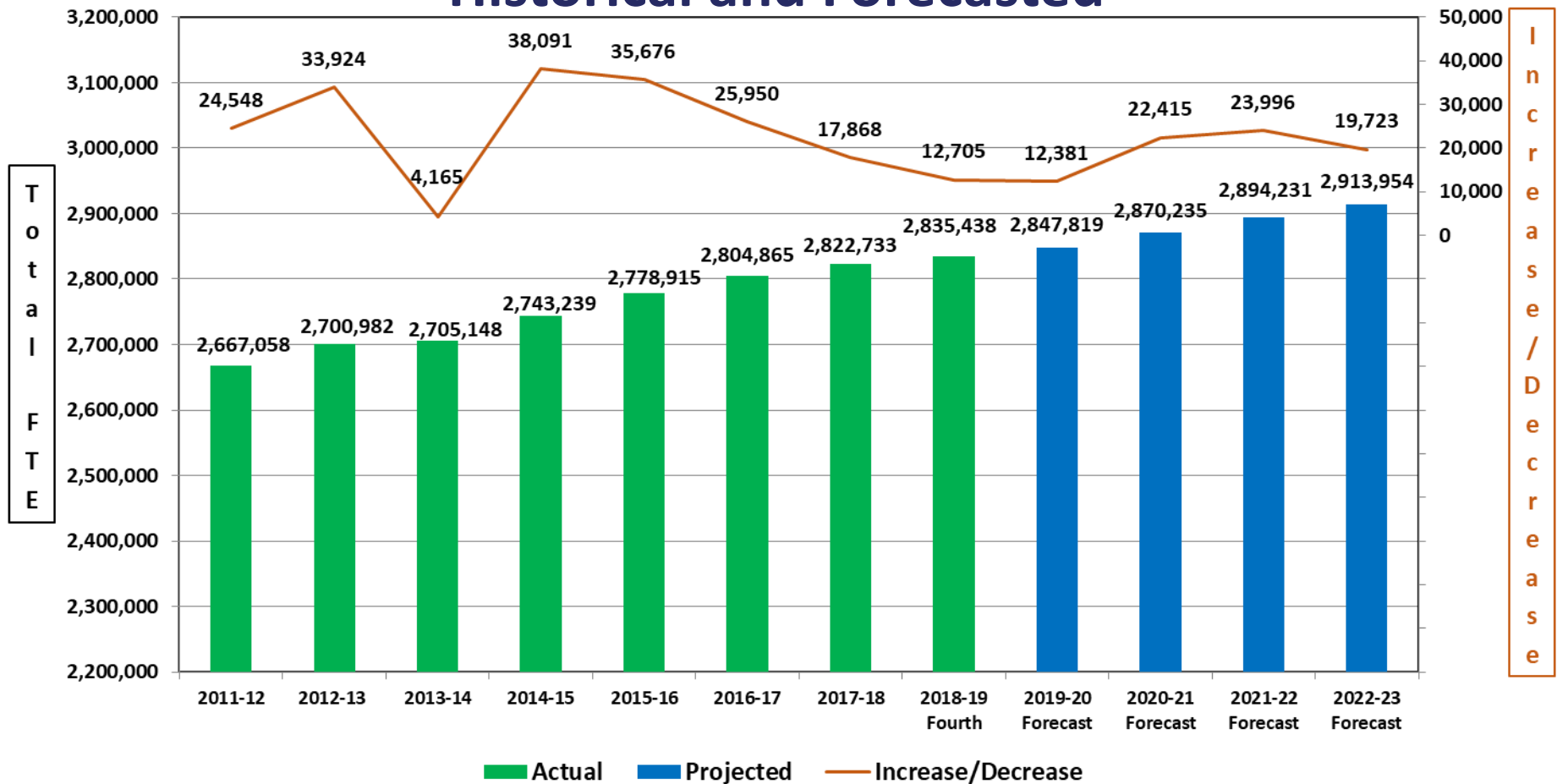


2019-20 General Revenue Funds Operations and Fixed Capital Outlay =\$33.9 billion

(amounts in billions)
(after vetoes)

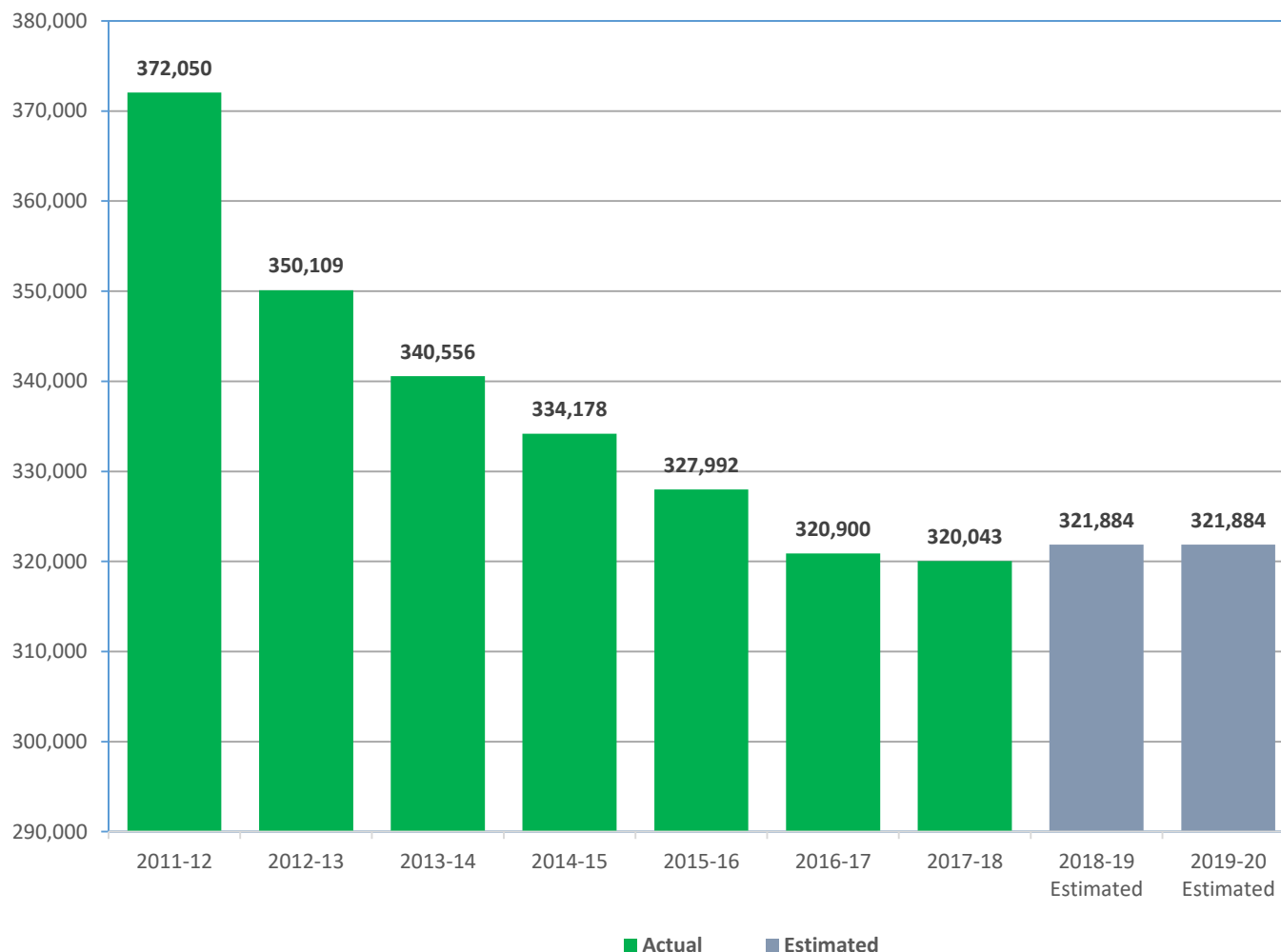


K-12 FTE Enrollment Historical and Forecasted

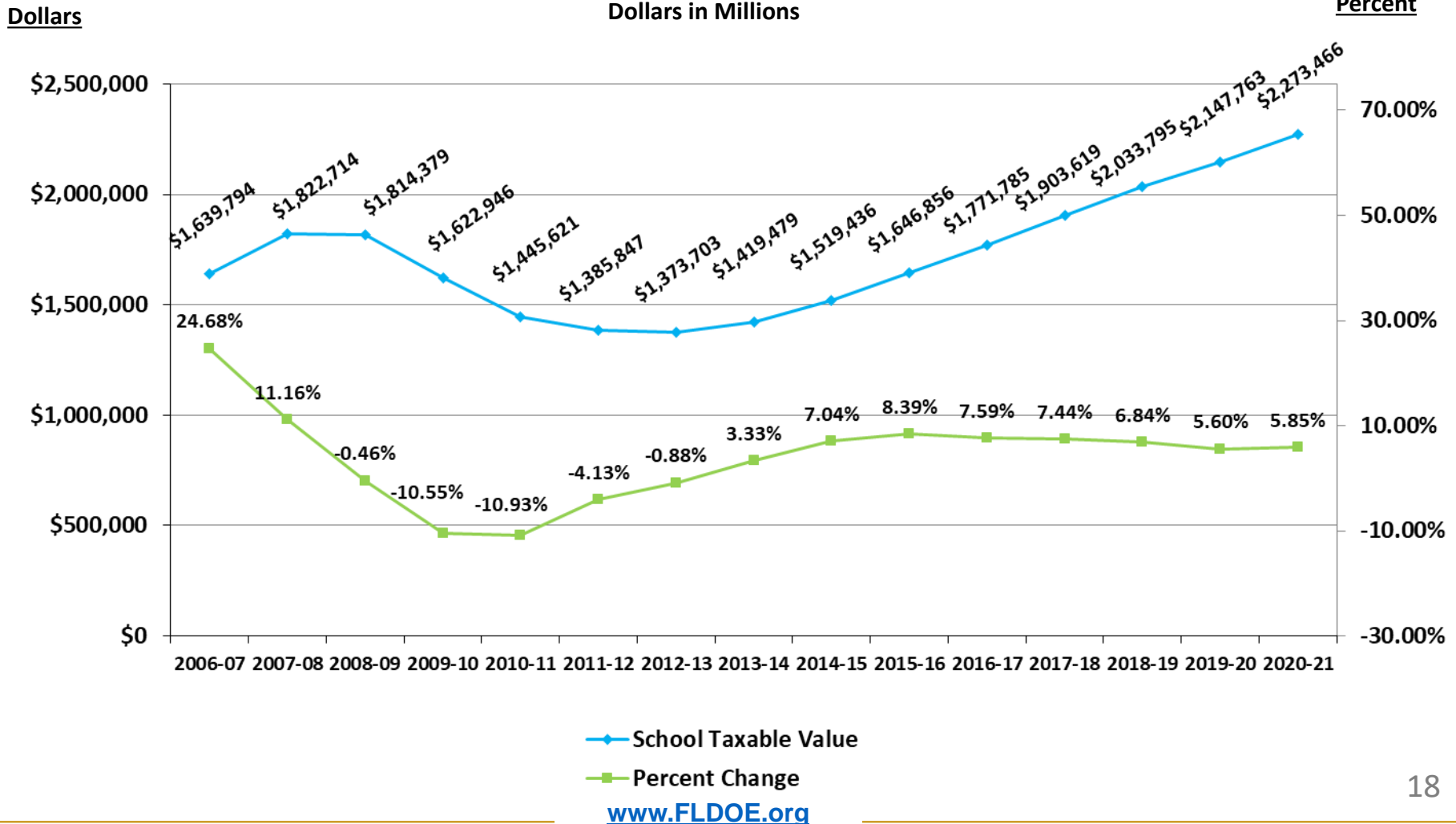


* The 2013-14 through 2019-20 FTE have been recalibrated based on a legislative change in the methodology for calculating FTE. All students are now limited to a total of 1.00 FTE across all instructional delivery systems for the purpose of funding, except for FTE earned by Department of Juvenile Justice (DJJ) students beyond the 180-day school year.

The Florida College System FTE Enrollment Historical and Forecasted Lower and Upper Levels Combined

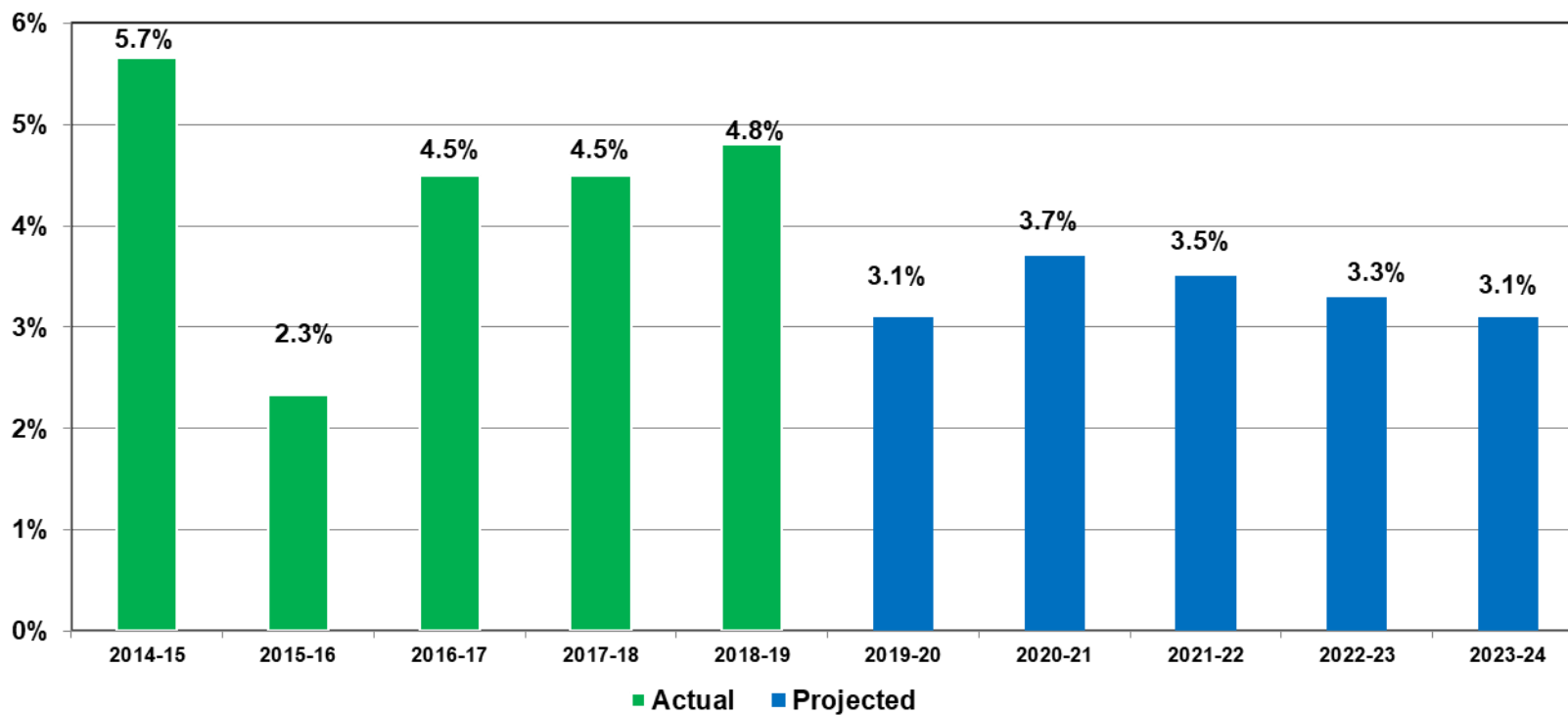


Florida Education Finance Program (FEFP) Tax Roll (K-12)



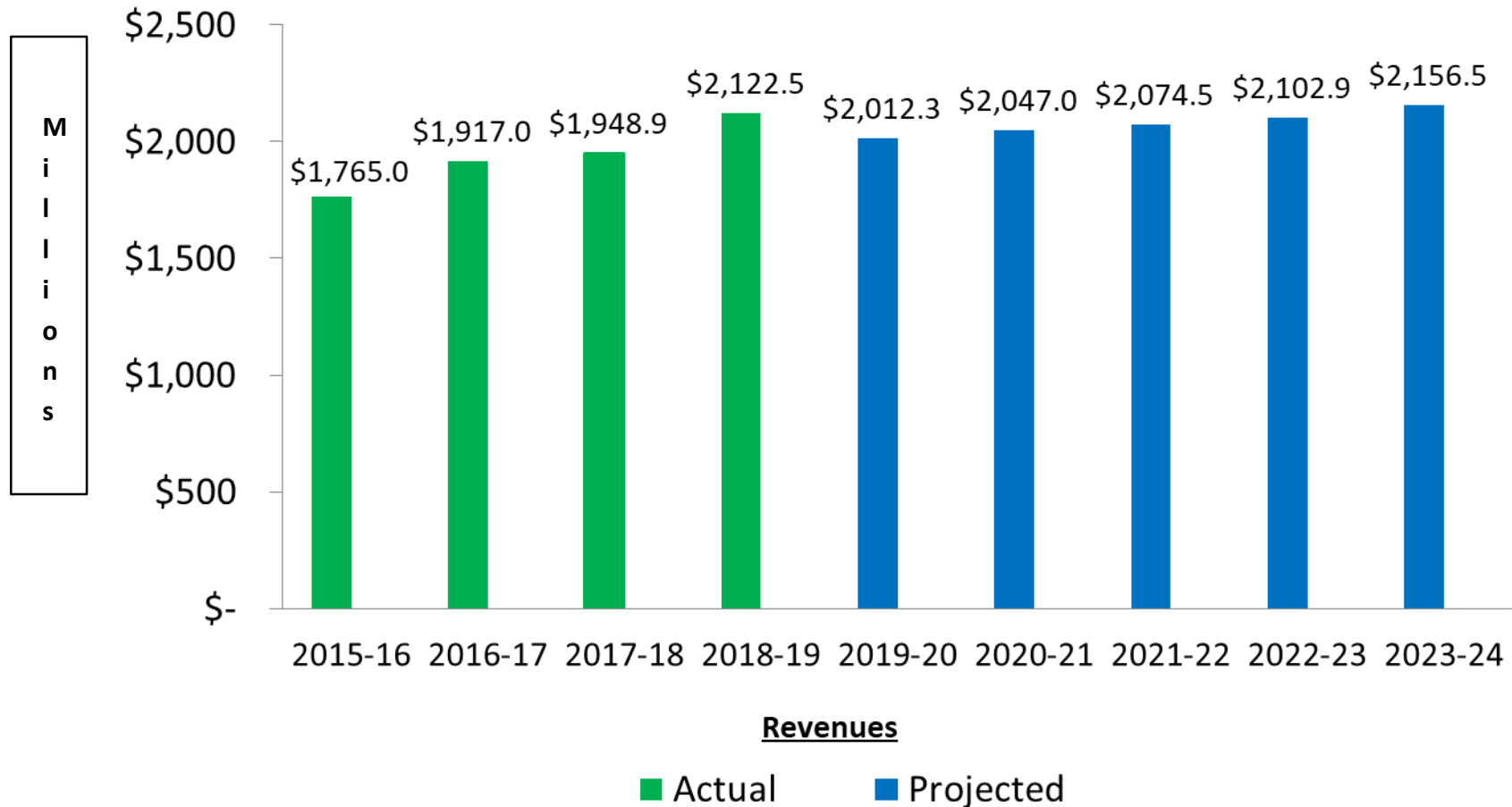
General Revenue Forecast

General Revenue Growth Rates

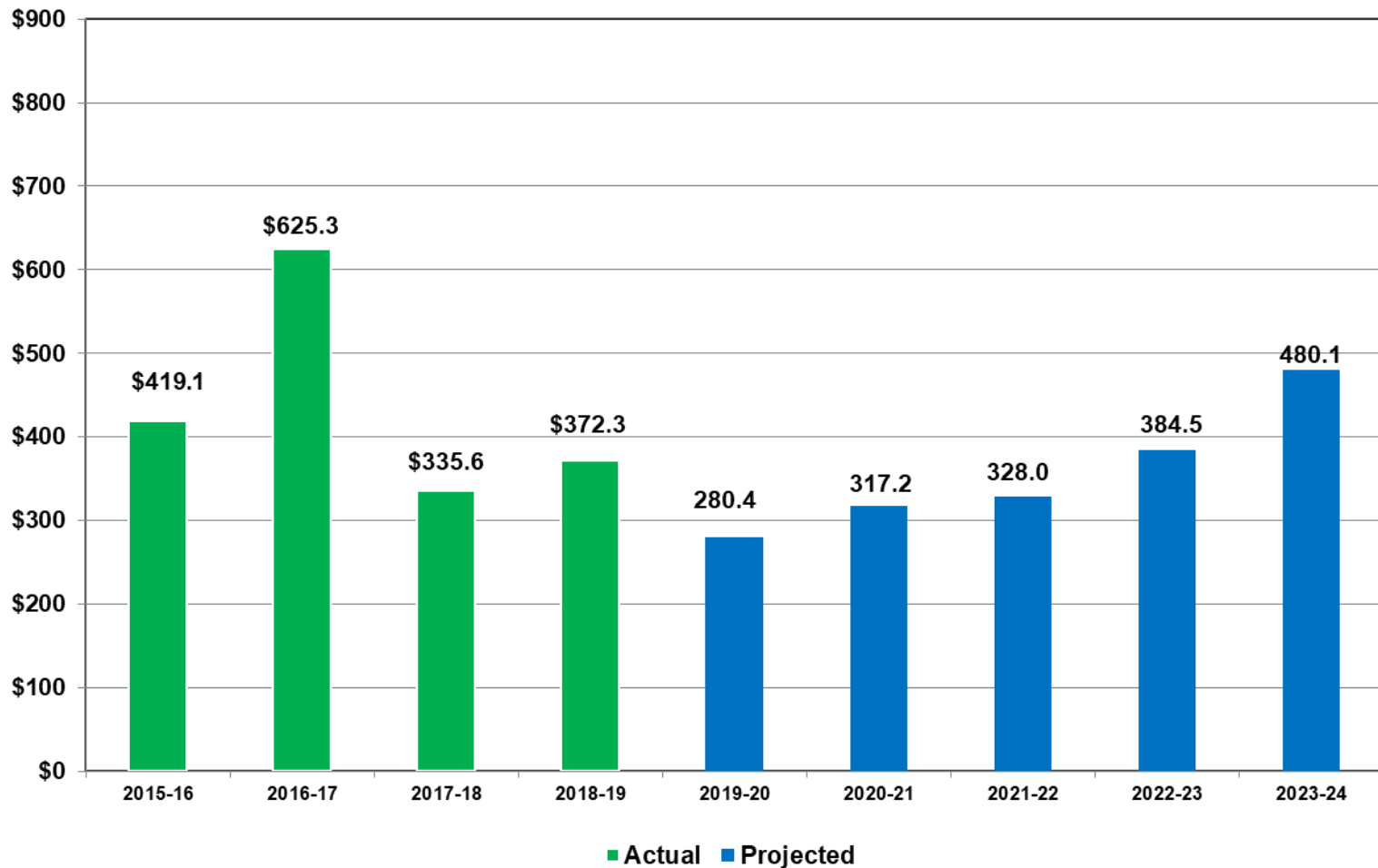


Educational Enhancement Trust Fund Revenue Outlook

Lottery Ticket Sales and Slot Machine Activity

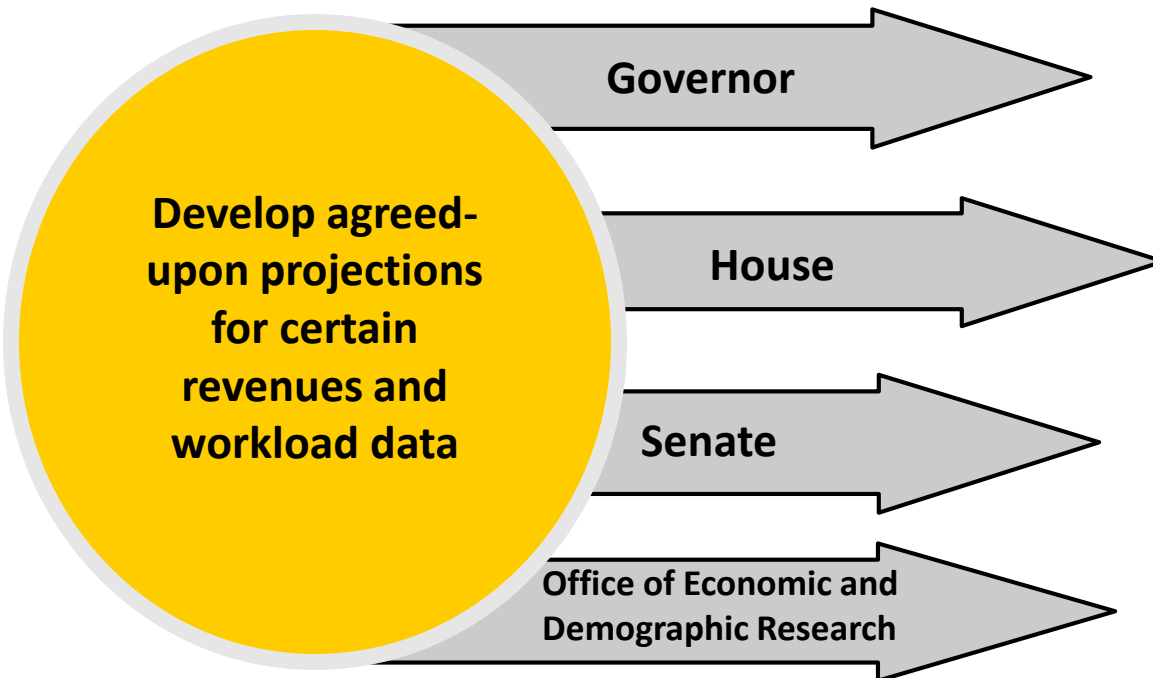


Public Education Capital Outlay (Projected – No New Bonding)



Consensus Estimating Conferences

MAJOR PROJECTIONS DEVELOPED BY CONFERENCES



Develop agreed-upon projections for certain revenues and workload data

Governor

House

Senate

**Office of Economic and
Demographic Research**

- amount of General Revenue available for appropriations
- amount of Lottery funds available for appropriations
- amount of State School Trust Fund available for appropriations
- amount of Public Education Capital Outlay (PECO) funds
- number of students to be enrolled in public schools, colleges and universities
- number of students eligible for Student Financial Aid programs



www.FLDOE.org



facebook.com/educationFL

[@EducationFL](https://twitter.com/EducationFL)

youtube.com/educationFL

[@EducationFL](https://instagram.com/EducationFL)