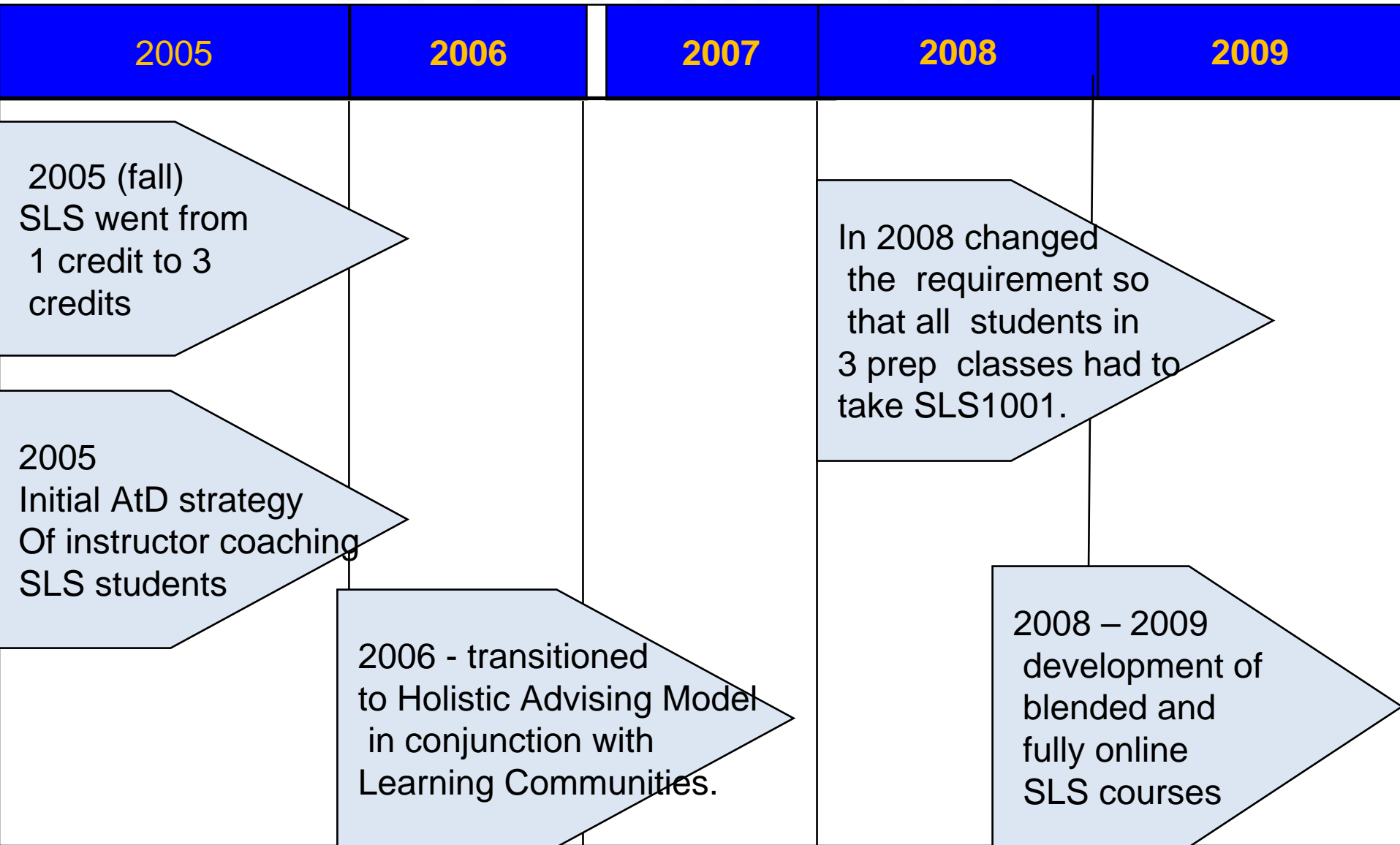


Engaging and Empowering Students: A Journey to Success Through Online Learning

Ms. Carole Comarcho

Dr. Yaping Gao

Dr. Amoy Reid



Online Degree Designation

BCC receives accreditation to offer fully online degrees

Broward Community College, which will become Broward College on July 1st2008, has received accreditation from SACS (the Southern Association of Colleges and Schools) to offer a number of degrees fully online, announced President J. David Armstrong, Jr. “We’ve been offering online classes for almost 10 years. However, we now have a sufficient number and variety of courses to enable us to offer entire degrees online. The college’s fully online degree programs provide more flexibility in achieving a higher education for our diverse community of learners than we have ever been able to provide before,” Armstrong said.



SLS College-wide Task Force



- Charged with developing online SLS course
- Selecting campus-based texts for Adjunct faculty
- In-house certification for new SLS faculty
- Designed 2-day SLS training sessions and recruited new faculty, staff, administrator participants
- Implemented and evaluated training
- Evaluations largely positive



The SLS instructor training workshop, provided in-depth student , engagement tools.

Online Course Development

- 1. Keys to Success
- 2. Navigating BC
- 3. Learning Strategies
- 4. Life Skills
- 5. Life/Career Planning
- 6. Educational Planning
- 7. Technological Resources
- [Course Outline](#)
- Partnership with Instructional Technology



Instructional Technology

e-Learning History: since 1999

Instructional Technology Staff

The Instructional Technology Department provides support for all faculty e-learning activities at Broward College and is located on the **Central campus in Building 17 (the Library), room 226**. Let us know how we can help you achieve your e-Learning goals.



Russ Adkins
Associate V.P. for
Instructional Technology
954-201-6380
radkins@broward.edu



Kathy Lynn
Executive Assistant for
Instructional Technology
954-201-6384
klvnn@broward.edu



David Shulman
District Director of
Learning Technologies
954-201-6382
dshulman@broward.edu



Yaping Gao
District Director of
Instructional Design
954-201-6360
ygao@broward.edu



Lisa Ciardulli
District Director of e-
Learning Programs and
Services
954-201-6567
lciardul@broward.edu



Jean Griffin
e-Learning Coordinator
954-201-6564
jgriffin@broward.edu
elarning@broward.edu

Instructional Technology

13 fully online programs and 4 fully online certificates



Associate of Arts Degree

The AA degree comprises the first two years of a four-year degree. Students who complete an AA degree at BC are guaranteed admission to the Florida public university of their choice. The AA degree requirements for the following four-year degree programs are currently online:

[AA Accounting - 1085E](#)
[AA Business Administration - 1007E](#)
[AA Criminal Justice - 1065E](#)
[AA Elementary Education - 1014E](#)
[AA English - 1017E](#)
[AA Liberal Arts - 1057E](#)
[AA Pre Law - 1031E](#)
[AA Pre Med Dental - 1034E](#)
[AA Social Work - 1120E](#)



Associate of Applied Science Degree

The AAS is 2-year degree for students who want to work in a specialized career field upon graduation.

Students can complete the following AAS degrees fully online at BC:

[AAS Accounting Technology - A001E](#)
[AAS Business Administration - A032E](#)



Associate of Science Degree

The AS degree is a 2-year degree for students who want to work in a high demand career field with guaranteed job skills upon graduation.

Students can complete the following AS degrees fully online at BC:

[AS Accounting Technology - 2100E](#)
[AS Business Administration - 2119E](#)



Certificate Programs

The Certificate Program is a quick, comprehensive training for students who want immediate entry into a hot job market upon certificate completion.

Students can complete the following certificates online at BC:

[Accounting Applications certificate - 6214E](#)
[Business Management certificate - 6267E](#)
[Business Specialist certificate - 6288E](#)
[Office Specialist certificate - 6280E](#)

Instructional Technology

e-Learning Formats



Fully Online e-Learning Courses

Online courses are a great way for students to complete degree requirements while juggling work and/or family responsibilities. These highly interactive courses engage students with course content through structured online learning activities. Many online courses require some on-campus meetings for orientations, proctored tests, or lab work. Required on-campus meeting dates are listed in the course schedule. For some courses, all work may be completed at a distance. Students can access their courses at any time from almost any place via the Internet.



Blended e-Learning Courses

Blended e-learning courses are a good choice for students who enjoy both online and on campus learning. Blended e-learning classes replace some of the time that would normally be spent in a classroom with online learning activities. Attendance at a reduced number of on-campus meetings is normally required. Some blended e-learning courses are offered in an accelerated format that permits students to complete courses in a shortened time frame. These "fast-track" courses, permit students to complete as many as four courses in the time it would normally take for them to complete one course.



Web Enhanced Courses

Web enhanced courses are traditional, on-campus courses that use an e-learning component to augment or enhance the classroom learning experience. These courses require regular on-campus meetings and, therefore, are not considered to be e-Learning courses.

Instructional Technology

Quality Member Since May 2008

Five (5) Fully Online Courses: [Nationally QM Recognized!](#)



Courses Recognized 2008

Diversity in the Classroom
(EPI0030)

[Broward College](#)

Dominique
Charlotteaux

American Literature - Colonial to
1900 (AML 2010)

[Broward College](#)

David Hennessy



Courses Recognized 2009

Speech Communications
(SPC1024)

[Broward College](#)

Jessica Street

Total Wellness (HLP1081)

[Broward College](#)

Sharon Rifkin

Principles of Sociology (SYG2000)

[Broward College](#)

Mirella Baker-
Bemmel

Two (2) more courses are currently under QM review ...

Instructional Technology



Statement of Purpose:

This “Quality Standards for e-Learning Course Design” document combines and integrates specific BC standards with all 17 [Quality Matters Essential Standards](#) (2008-2010 edition), indicated with **(QM)**, as well as 9 [Quality Matters Important/Very Important Standards](#), indicated with **(qm)**.

- 1) For an online or blended/hybrid course to be **internally QM certified**, it must meet ALL of the following **40** standards.
- 2) For an online or blended/hybrid course to pass the **Final Review** for course development, it must meet all **30** standards with **bold bullets and asterisks***.

1: Course Overview and Introduction	Yes	No
General Standard: The overall design of the course is made clear to the student at the beginning of the course.		
1.1* Course Preview Page uses the BC template or includes all the required components as listed in the template, and it functions outside of the Learning management System as a link from the Course List .		
1.2* Instructions make clear how to get started and where to find various course components. (QM)		
1.3* A statement introduces the student to the course and to the purpose of the course and to its components; in the case of a hybrid course, the statement clarifies the relationship between the face-to-face and online components. (QM)		
1.4* The Course Syllabus uses the current BC template or includes all the required components as listed in the template.		
1.5* In online courses, students are required to complete an Online Orientation with expected outcomes. In blended/hybrid courses, it is strongly recommended that students be provided with an orientation, either face-to-face or online.		

Instructional Technology

Course Development Process/Procedures

- * Professional Development
- * Course Development Agreement
- * Role of e-Associates (one-on-one support)

e-Learning Faculty Associates

Contact an e-Learning Faculty Associate on your campus for help with online, blended/hybrid, or web-enhanced courses. If you are new to e-learning, or if you are an experienced e-learning faculty member and want to expand your e-learning knowledge and skills, be sure to see the professional development opportunities that are available to you.

South

Sharon Rifkin (Lead)

srifkin@broward.edu

x8816

Abe Biggs

abiggs@broward.edu

x8949

Mariana Coanda

mcoanda1@broward.edu

x8820

Dominique Charlotteaux

dcharlot@broward.edu

x8230

Neil Plakcy

nplakcy@broward.edu

x8961

Central

Mirella Baker-Bemmel

mbemmel@broward.edu

x6597

Judy Davidoff

jdavidof@broward.edu

x6871

Michael Giovanniello

mgiovann@broward.edu

x6902

Jody Harris

jharris1@broward.edu

x6051

David Hennessy

dhenness@broward.edu

x6637

North

Marcial Echenique

mecheniq@broward.edu

x2374

Michele Marshall

mmarshal@broward.edu

x6354

Behnoush Memari

bmemari@broward.edu

x2460

Jacqueline Mohlman

jmohlman@broward.edu

x2488

Jeffrey Nasse

inasse@broward.edu

x2381



Strive for Success!



SLS 1001 Strategies for Success

 **Start Here**

If you are a returning user: You must log in using the **Start Here** button every time you access this course. If the "Start Here" button is not used you will not be able to access some of the course content

If you are a first time user: Please register your Pearson Online Solutions Student Access code. You can find your Student Access Code in the Student Access Kit that came with your text. be able to access the some of the course content.



[Click here](#) to optimize your browser for viewing the lesson presentation.



Online Orientation



Learning Modules



Need Help?

The materials used on this course Web site may be protected by copyright and are only for the use of students enrolled in this course for the purposes associated with this course and may not be retained or further disseminated.



Strive for Success!



SLS 1001 Strategies for Success

Please read the Welcome Letter, Course Navigation, and Course Syllabus. Then post to Student Biography and take the Orientation Quiz. You will have access to the course materials (Learning Modules) only after you have all 10 questions correctly for the Orientation Quiz.



Welcome Letter



Course Navigation



Orientation Quiz



Student Biography

Write a brief introduction about yourself. Include your major, hobbies and why you chose to go to college. Respond to at least two of your classmates.



Strive for Success!



SLS 1001 Strategies for Success



Module 1

Key to Success: Chapters 1 & 2



Module 2

Navigating Broward College



Module 3

Learning Strategies: Chapters 3, 4, 5 & 6



Module 4

Life Skills: Chapters 7 & 10



Module 5

Life/Career Planning: Chapters 8, 9 & 11



Module 6

Educational Planning: Chapter 12



Module 7

Technological Resources



Strive for Success!



SLS 1001 Strategies for Success



Module 3

Chapter 3: Learning How You Learn



Module 3

Chapter 4: Critical, Creative, and Practical Thinking



Module 3

Chapter 5: Reading and Studying



Module 3

Chapter 6: Listening, Note Taking, and Memory

Within a Learning Module

The image shows a screenshot of a course management system interface. On the left is a sidebar with two main sections: **Course Tools** and **My Tools**. The **Course Tools** section includes links for Course Content, Announcements, Assessments, Assignments, Calendar, Chat, Discussions, Learning Modules, Mail, Syllabus, Web Links, and Who's Online. The **My Tools** section includes links for My Grades and My Progress. The main content area on the right is titled "Table of Contents for **Module 1: Chapter 1 Welcome to College**". It lists various resources for Chapter 1, including an E-Book, Videos (Motivation, Technology Skills, and a practical exploration), a Discussion, Interactive Resources (Reading on lifelong education, intelligence application, reading logs, and academic integrity), Assignments (Journal Entry on sacrifices and college decisions), and a Quiz.

Course Tools

- Course Content
- Announcements
- Assessments
- Assignments
- Calendar
- Chat
- Discussions
- Learning Modules
- Mail
- Syllabus
- Web Links
- Who's Online

My Tools

- My Grades
- My Progress

Table of Contents for **Module 1: Chapter 1 Welcome to College**

- Chapter 1 E-Book
- Chapter 1 Videos
 - Video - Motivation
 - Video - Technology Skills Needed to Succeed
 - Explore - Get Analytical! Get Creative! Get Practical!
- Chapter 1 Discussion
- Chapter 1 Interactive Resources
 - Interactive Reading - Education is a lifelong process
 - Interactive Reading - How can you apply Successful Intelligence
 - Interactive Reading - Reading Log, Chapter 1
 - Interactive Reading - Why is academic integrity important...
- Chapter 1 Assignments
 - Homework - Journal Entry: What sacrifices are you willing to make?
 - Homework - Journal Entry: Why did you decide to attend college?
- Chapter 1 Quiz

Within a Chapter



Carol Carter, Joyce Bishop, and Sarah Kravits
Keys to Success: Building Analytical, Creative, and Practical Skills, 6/e

PEARSON
Prentice
Hall

CHAPTER 1 Welcome to College: Opening Doors To Success

Back

3

Forward



Contents ▶

1

“Successfully intelligent people . . . have a can-do attitude. They realize that the limits to what they can accomplish are often in what they tell themselves they cannot do, rather than in what they really cannot do.”

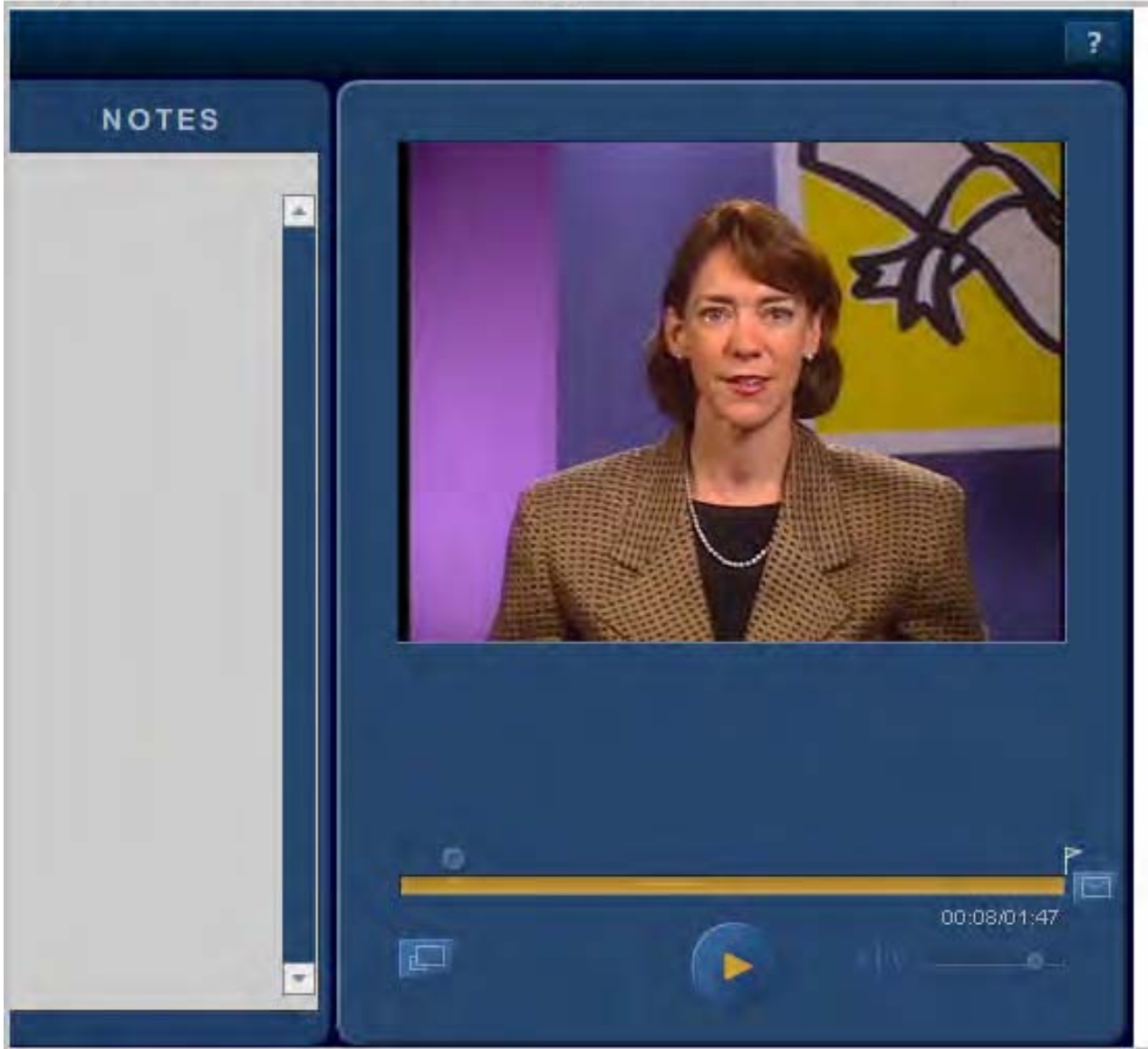
ROBERT STERNBERG



Wou and your fellow students are embarking on a new phase of life—

The image shows a video player interface. On the left is a vertical sidebar labeled "NOTES" with a scroll bar. The main area contains a video player. The video shows a man in a suit, Robert M. Sherfield, speaking. A text overlay at the bottom of the video reads "Robert M. Sherfield Community College of Southern Nevada". Below the video is a progress bar with a yellow indicator, showing a time of 00:04/04:07. Playback controls include a play button, a volume icon, and a full-screen icon. A question mark icon is in the top right corner of the player area.

Video - Motivation



The image shows a video player interface. On the left is a sidebar labeled "NOTES" with a scroll bar. The main area contains a video frame showing a woman with short brown hair, wearing a brown patterned blazer and a black top with a necklace. The video player has a blue background and includes a yellow progress bar, a play button, and a volume control icon. The timestamp "00:08/01:47" is visible in the bottom right corner of the video frame.

Video – Technology Skills

Analytical

Are you analytical, creative or practical?

As a student dealing with school, family and life, you will encounter many obstacles each and every day. It is a good idea to identify what your strengths and weaknesses are in order to fully explore your potential. By doing this, you will better understand how you as an individual deal with the often difficult tasks that can act as barriers to success.

The keys to success relate to an individual's ability to analyze a situation, think creatively, and solve the issue at hand. The combination of these fundamental skills can be a mighty tool in achieving success.

This exercise will help you determine whether your strengths lie in analytical, creative or practical skills. Answer honestly, and remember that you are not being graded. These exercises will allow you to better understand how you think, what you do well

• • • • •

1 Videos > Explore - Get Analytical! Get Creative! Get Practical!

Scenario - Have analytical tasks brought you success or struggle in school? Or maybe some of both? Use this assessment to take a closer look at how you perceive yourself as an analytical thinker.

5 FOR VERY TRUE

1. I recognize and define problems effectively. 1 2 3 4 5
2. I see myself as a "thinker," "analytical," "studious." 1 2 3 4 5
3. When working on a problem in a group setting, I like to break down the problem into its components and evaluate them. 1 2 3 4 5
4. I need to see convincing evidence before accepting information as fact. 1 2 3 4 5
5. I weigh the pros and cons of plans and ideas before taking action. 1 2 3 4 5
6. I tend to make connections among pieces of information by categorizing them. 1 2 3 4 5
7. Impulsive, spontaneous decision making worries me. 1 2 3 4 5
8. I like to analyze causes and effects when making a decision. 1 2 3 4 5
9. I monitor my progress toward goals. 1 2 3 4 5
10. Once I reach a goal, I evaluate the process to see how effective it was. 1 2 3 4 5

> SUBMIT

Reading Assignment Log

Please submit this *by email* by the due date with the following subject line:
Your Last Name__Reading Log Chapter 1.

Name: _____

Date:

Reading Assignment Log for *Keys to Success 6e* Chapter 1

1. The title of Chapter 1 is...
2. Where did you do this reading assignment (living room, bedroom, library, outside, etc.)?
3. What was going on while you were reading this assignment (peace and quiet, TV, music, roommate interruptions, etc.)?
4. **Use complete sentences and your own words.** What are some ways attending college can help you achieve success in the future? (hint: read “Where are you now—and where can college take you?” section).
 - a.
 - b.
 - c.
5. **Use complete sentences and your own words.** What are three major actions that help prepare you for college success? (hint: read “What actions will prepare you for college success?” section).
 - a.
 - b.

< Your location: [Home Page](#) > [Learning Modules](#) > [Key to Success: Chapters 1 & 2](#) > [Module 1: Chapter 1 Welcome to College](#) > **Chapter 1 Discussion**



Chapter 1 Discussion



Description (click to collapse)

In our first week let's discuss online learning. Is this your first online course? What do you expect to learn? What are your concerns (if any)? (Don't forget to read and respond to your classmates and remember you must log on and post to this discussion two times each week.)

Topic Type: Threaded

Graded: No

Peer Review: No

Posting Restrictions: Allow post and reply

User Identification: User Name

[Create Message](#)

[View Drafts](#)

There are currently no messages in this view.

[Create Message](#)

How can successful intelligence help you achieve your goals?

Click [here](#) to be taken to the corresponding section of the e-Book. Then complete the reflection questions below and submit your answers to your instructor for grading. To save your work for future review, copy and paste the text into a new document.

Student submissions of this activity will be entered in the Grade Tracker.

[About the Grade Tracker ...](#)

Your Class Manager session will be extended for one hour each time you visit a new page.

[Extend your session ...](#)

This activity contains 2 questions.

1.

[Hint]

(Reflect) [Read](#) the section on pp. 6–7, entitled *Education, Aging and the Brain*, from the newsletter, "The Biological Basis of Thinking and Learning." How do you think this information relates to your success in college, work, and life?

To create paragraphs in your essay response, type <p> at the beginning of the paragraph, and </p> at the end.



< Your location: [Home Page](#) > [Learning Modules](#) > [Key to Success: Chapters 1 & 2](#) > [Module 1: Chapter 1](#)
[Welcome to College](#) > **Chapter 1 Assignments** > [Chapter 1 Quiz](#) > **Chapter 1 Quiz**

Chapter 1 Quiz

Description

Available starting: August 14, 2008 3:10 PM

Available until: Unlimited

Duration: 25 Minute(s)

Note: your completion time is measured from when you click **Begin Assessment** to when you click **Finish**
Once the allotted time has expired, you will not be able to save any more questions.

Question delivery: One at a time - no revisits

Note: questions must be answered in the order given. Questions can be skipped; but once a question has

Attempts allowed: 2

Attempts completed: 0

Grade: -/100

[Begin Assessment](#)

[Instructions and Troubleshooting](#)



Strive for Success!



SLS 1001 Strategies for Success



FAQs



Blackboard Help



Contact Instructor



Student Resources

Help is just a phone call, e-mail, or "click" away!

Select the area that relates to your issue...

[Blackboard login problems](#)

[Blackboard technical problems](#)

[Publisher "e-pack problems"](#)

[BC web site or BC login problems](#)

[Office 2007 Document Issues in Blackboard](#)

Help Topics

Blackboard login problems



If you are having trouble logging in to your online course, it could be due to one of the following reasons:

- 1. You are not registered in an e-Learning course:** You must have registered (and paid) for an e-Learning course to be able to use this login.
- 2. You are attempting to log in before the start of classes:** Logins are not active before the first day of the term. **NOTE:** your instructor sets the start and end date for your access. If you log in and don't see the course, [contact the instructor](#) for information.
- 3. You are registered for an e-Learning course, but it has not been paid for:** You won't be able to log in unless you have paid for your course (s) and you are not blocked by outstanding fees that are owed to BC. **Access can take up to 12 hours after payment.**
- 4. You can log in, but your course does not show:** If it has been 12 hours since you paid, and the semester has started, but the course isn't listed on the Blackboard login screen, [contact the instructor](#) for information.



- e-Learning @ BC**
- About e-Learning
- Course Information
- Degrees & Programs
- Get Help
- Login to e-Courses
- Register for Courses
- Student Resources**
- Advising
- Books/e-Pack
- Disability Services
- Financial Services
- Handbook/Catalog
- Library
- LRC Services
- Software Resources
- e-Testing Center
- e-Learning Tutorials
- Tutoring
- Contact Us
- Faculty Resources

Student Resources

Get the Information and Services You Need

Broward College offers a wide variety of support resources for students enrolled in online and blended e-Learning courses. New e-Learning students should familiarize themselves with all of the resources listed below:



[e-Testing Center](#)

Read this information BEFORE you go to the Central campus testing center. Also find out how you can take tests elsewhere if you do not live in Broward.



[Tutoring Services](#)

Let our expert tutors help you succeed!



[Books/e-Pack](#)

Order your books online. It is best to do this BEFORE the first day of the semester. Also, get information on how to purchase e-Pack access codes.



[Blackboard/e-Learning Tutorials](#)

Check out these step-by-step tutorials to help you effectively use the tools in your online courses.



[Library Services](#)

Learn how to get a library card, see what library resources are available to you, question a librarian, and explore the library's catalog and databases.



[Learning Resource Centers](#)

Need to use an open lab computer, or math, writing, ESL, science, or reading labs? Then stop by one of BC's LRC's.



[Software Resources](#)

e-Learning courses may require certain software programs on your computer. Download programs you need for your courses.



[BC Student Handbook/Catalog](#)

BC's Student handbook describes resources that are available to students, including student rights and responsibilities, and academic policies.



[Advising and Counseling](#)

Get help selecting a major or career goal, discuss course registration options, or get assistance to solve academic problems.



[Financial Services](#)

You may be eligible to receive financial assistance in the form of a loan, scholarship, grant or work study job.



[FL Distance Learning Consortium](#)

Use this site to find online courses offered by other Florida community colleges. BC's online courses are also listed here.



[Disability Services](#)

If you have a documented disability, you may be eligible to receive specialized support services.

Q & A'S

