

Workforce Development Education

Budget Workshop Presentation

August 13, 2001

Workforce Development Education Programs

- Adult Career and Technical Education
 - Degrees
 - Certificates
- Adult General Education
 - Adult Literacy
 - English Speakers of Other Languages (ESOL)
 - Adult High School/GED

The Mission

- Workforce Development Education Programs are Designed to Prepare Individuals for Employment.

Investment in These Programs Contributes to:

- Self-Sufficiency for Individuals
- Economic Development
 - A Skilled Workforce is the Number One Priority of Enterprise Florida and the Florida Chamber of Commerce.

Goals for Florida's Integrated K-20 System (SB 1162)

- Highest Student Achievement
- Seamless Articulation and Maximum Access
- **Skilled Workforce and Economic Development**
- Quality Efficient Services

What are the Appropriate Performance Measures for Workforce Development Education?

- Looked at a Number of Student Outputs and Outcomes
- Developed a Common Set of Performance Measures for State and Federal Purposes

The Bottom Line Is

- Highest Levels of Student Achievement (Academic and Technical Skills)
- Student Completions
- Student Placements

Long-Range Program Plan

- Highest Student Achievement
 - Student Completions
 - Placement of Students
- Safe Learning Environment
- Increased Government Efficiency

Some Examples

- Completion of Occupational Skill Levels
- Placements in High-Wage/High-Skill Jobs
- Placement of Students Who Achieved Literacy Skill Levels

Workforce Funding

	<u>GR</u>	<u>TF</u>
Administered Funds		
• Workforce Education	722.5 m	
• Critical Jobs	5.9 m	
Grant Funds		
• Adults with Disabilities	19.7 m	
• Federal Vocational		77.1
• Federal Adult Education		23.5

Workforce Funding

(continued)	<u>GR</u>	<u>TF</u>
Executive Direction & Support	2.8 m	5.0 m
Vocational Rehabilitation	25.1 m	105.7 m
Blind Services	<u>11.0 m</u>	<u>23.7 m</u>
	787.0 m	235.0 m

Workforce Development Education Fund

Funding Methodology

- TOTAL \$722 million
- For Each Institution
 - 85% of Last Year's Funding
 - 15%* Based on Performance (Completions, Placements)
- No Provision for Enrollment or Seat-time (FTE)

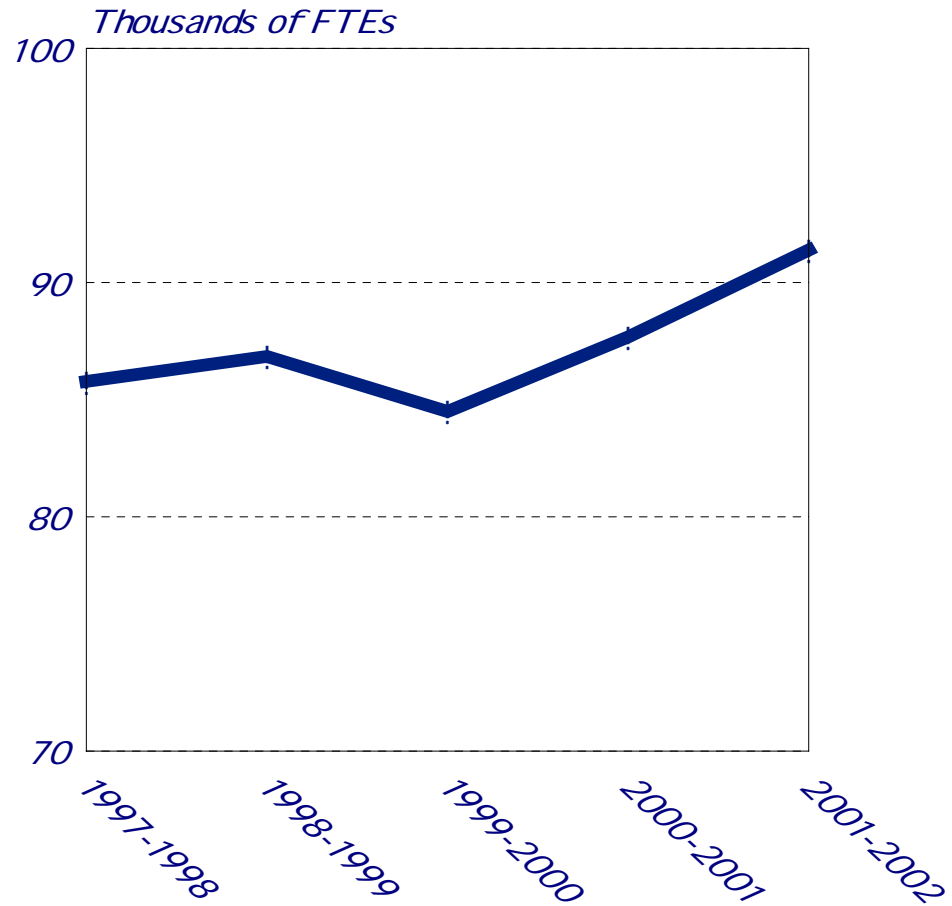
* If an institution has x% of the resources, it is expected to have x% of the production.

Workforce Development Education Fund

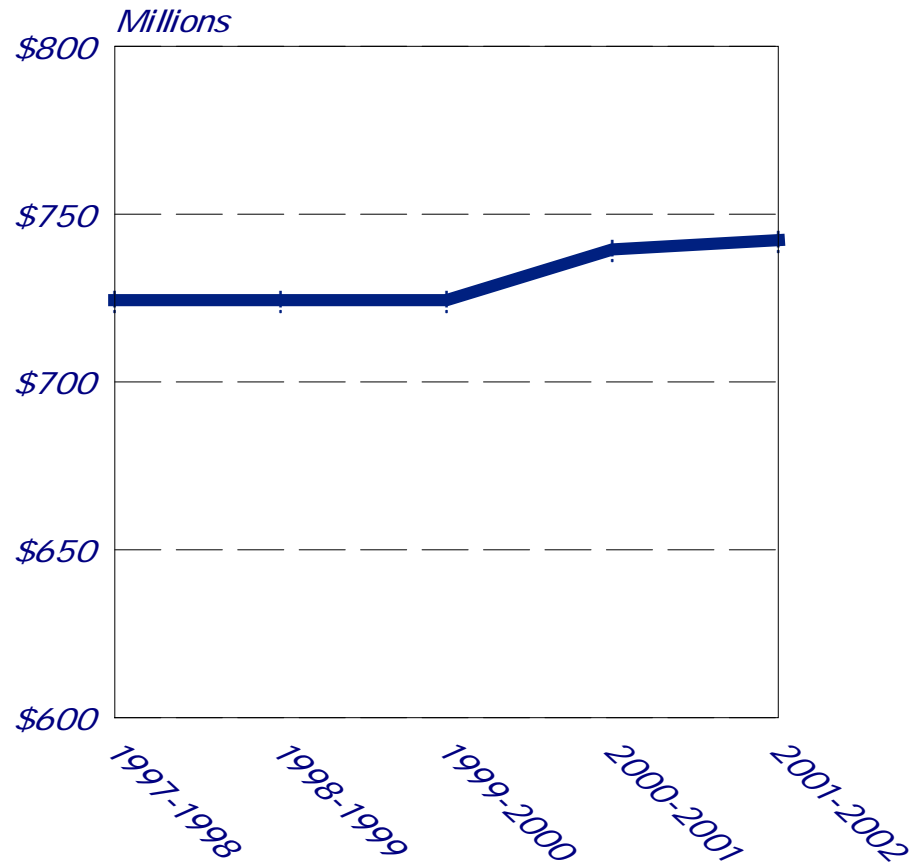
Changing Culture

- Scenario 1 (favored by traditional funding)
 - 50 students enrolled to produce 10 graduates
- Scenario 2 (favored by performance funding)
 - 40 students enrolled to produce 20 graduates

*Community College Full Time Equivalents for
Workforce Education
1997-98 through 2001-2002*

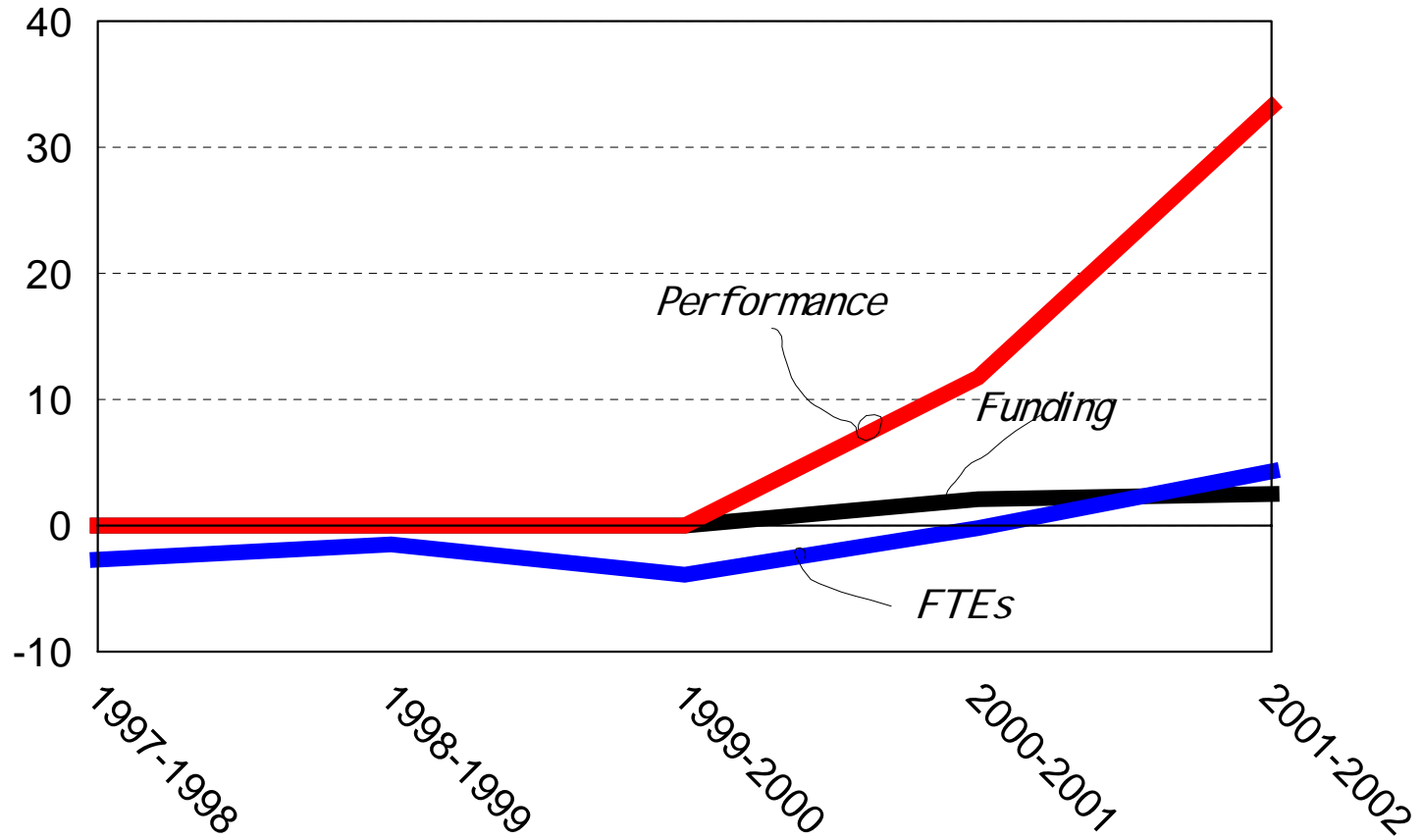


*Workforce Development Education Funding
Base + Performance + Adults with Disabilities*



Percent Change in Funding, FTE, Performance

Percents are cumulative for the period



Workforce Development Education Fund

Efficiencies Gained

- Terminating Low Wage/Low Demand Programs in Favor of High Skill/High Wage Programs
- Recruiting and Graduating Targeted Students (e.g. economically disadvantaged)
- Improving Completion and Placement Rates for All Students

Workforce Development Education Fund

Needs

- Quality instructors are hard to find and expensive
- Equipment and instructional materials need frequent updating
- Not keeping up with demands of business and industry
- Payments for student outcomes decline each year because production has out-paced funding
- Institutions can significantly improve performance and still lose funding

Workforce Development Education Fund

Budget Issue Discussion

- Expanded access/capacity and program updating
- Payment for performance based on 2001-02 schedule of payment
- Incentives for institutions with improved performance
- K-20 Model to address workforce shortages in engineering, information technology, nursing and teaching.