

FLORIDA'S ORIGINAL 158 LOW PERFORMING SCHOOLS

Then and Now . . .

Schools on the Rise



158 Critically Low Performing Schools First Identified in 1995

Selection criteria based on two consecutive years of data:

- Norm-referenced tests administered by districts at grades 4 and 8
- *Florida Writes!* at grades 4, 8, and 10
- High School Competency Test at grade 11

Of the 158 schools:

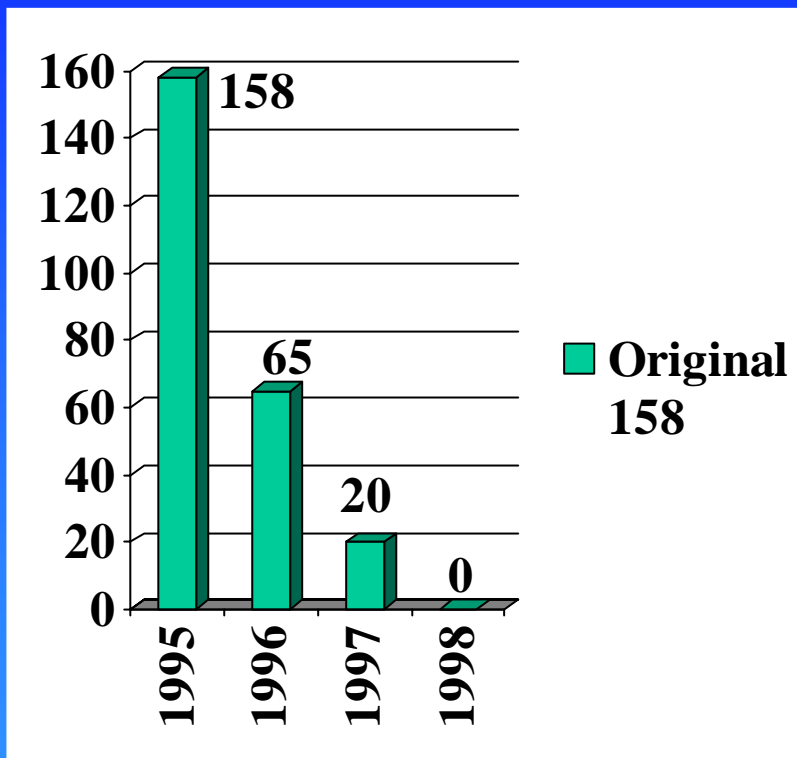
- 115 Elementary
- 18 Middle
- 22 High
- 3 Combination
- 71% High Poverty
- 77% High Minority

Then and Now . . .

Schools on the Rise



Decline in Critically Low Performing Schools, 1995-98



The drop in critically low performing schools suggests the positive impact that public reporting plus consequences for low performance have on student achievement.

Then and Now . . .

Schools on the Rise

Assistance Provided to Critically Low Performing Schools

- Top priority for technical assistance and grants
- Coordinated technical assistance from DOE, including Office of School Improvement, Title I, Human Resource Development Centers, and Area Centers for Educational Enhancement
- Development of service plan, including one DOE staff as team leader for each district and school
- Development of school profiles, school portfolios, resource bank for each school, focused school improvement plans, best practices database

Then and Now . . .

Schools on the Rise



Assistance Provided to Critically Low Performing Schools

- Increased higher education partnerships, business partnerships, parental involvement and volunteer efforts
- Focused state grants included:
 - First-year School Improvement Grants
 - Break the Mold
 - Closing the Gap
- Allocation of district funds to directly aid schools

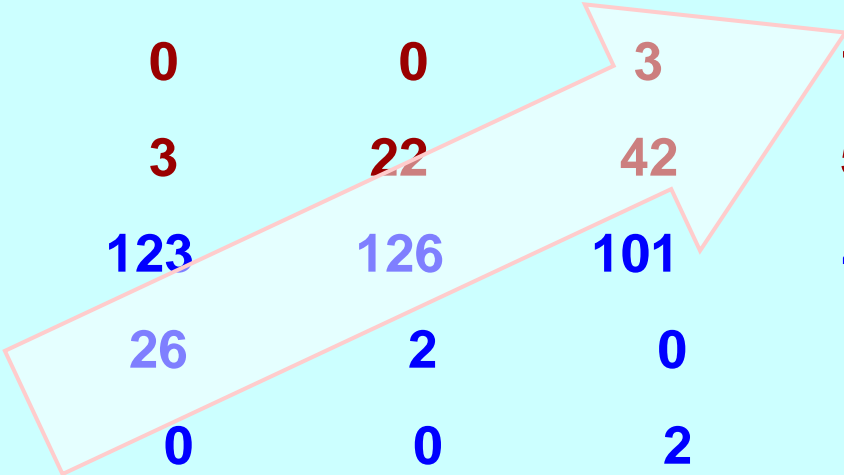
Then and Now . . .

Schools on the Rise



Of the Original 158 CLP Schools, 72 Graded C or Above by 2002

<u>GRADES</u>	<u>1999</u>	<u>2000</u>	<u>2001</u>	<u>2002</u>
A	1	2	4	9
B	0	0	3	11
C	3	22	42	52
D	123	126	101	48
F	26	2	0	31
N	0	0	2	1



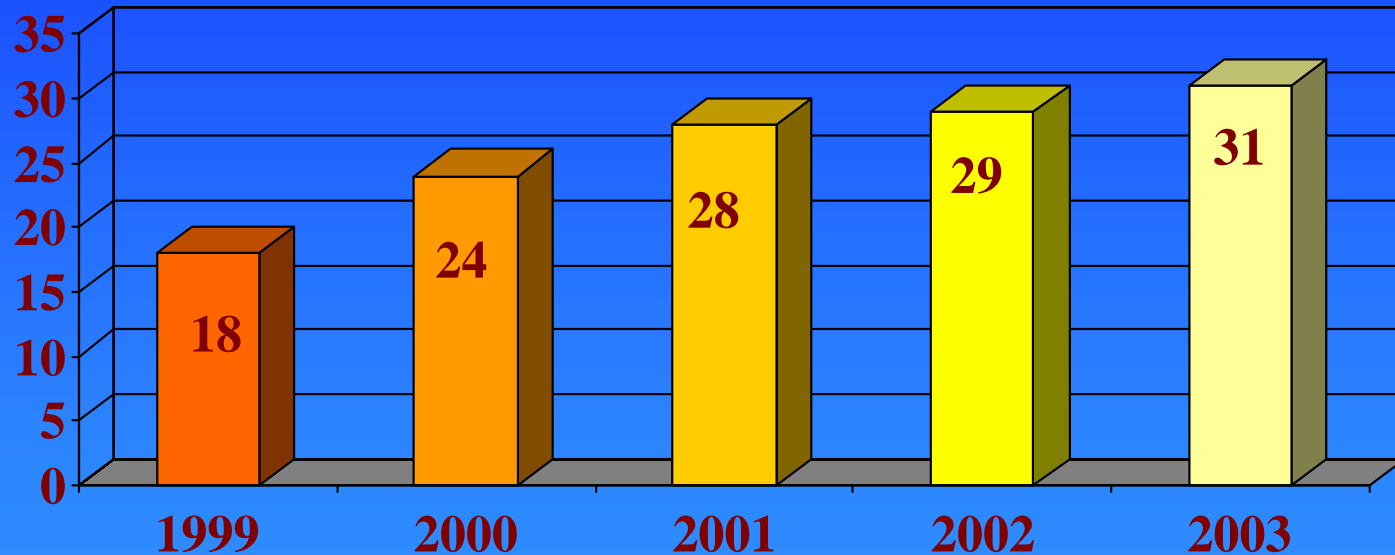
Then and Now . . .

Schools on the Rise



Significant Gains in Reading

Median Percentage of Students
Scoring Level 3 and Above



Then and Now . . .

Schools on the Rise

Representatives of the Original 158 Critically Low Performing Schools

- Melrose Elementary (Dade)
- Olinda Elementary (Dade)
- Gove Elementary (Palm Beach)
- Jesse Keen Elementary (Polk)
- Gretna Elementary (Gadsden)

Then and Now . . .

Schools on the Rise



Common Strategies for Success

- ✓ Mentoring and collaboration with successful schools nearby
- ✓ Data-driven planning and decision-making for *every* student beginning in kindergarten
- ✓ Focus on Sunshine State Standards, Direct Instruction, and Learning Behaviors
- ✓ During school and after-school tutoring

Then and Now . . .

Schools on the Rise



Common Strategies for Success

- ✓ Adoption of research-based curriculum to transform school's learning environment
- ✓ Initiatives to increase family involvement
- ✓ Team building with faculty
- ✓ Strong site-based leadership
- ✓ Special assistance from state and district

Then and Now . . .

Schools on the Rise

